

January/February 2021

# KEEPING IN TOUCH



**National Garden Clubs, Inc. 4401 Magnolia Avenue  
St. Louis, MO 63110 314•776•7574 [gardenclub.org](http://gardenclub.org)**

## President's Postcard

**GAY AUSTIN**



As we look back at 2020, let us take time to celebrate our NGC victories of launching our new website, keeping our organization going through virtual meetings and creating learning opportunities with virtual schools. Thank you to all of the members who worked so hard this year to keep us moving. Your dedication, persistence and innovation are inspiring. NGC is grateful for your support. As

we move into 2021, we look forward to the days when we can all be together again. We anxiously await flower shows, club gatherings, community projects and in-person education. Like perennial plants, garden club members keep coming back, even stronger, with dedication to our world. I wish each of you a brighter new year and happy days to come.



*D. Mozzochi, Lime Sorbet Low Profile Design*

## DESIGN!

### Inside This Issue

Flower Show School News 2-3  
*Vision of Beauty* Calendar 4  
Website Updates 5  
PLANT AMERICA 6  
Ready-Set-Wreath 7  
COMAAI Goes Virtual 8  
Around NGC 9-10  
Lunch & Learn Series 11  
Calendar 13  
Acknowledgements 14

# FSS News

JAN WARSHAUER



L-R: M. Cuza, Hat Design  
K. Hawryluk, Milady in Purple

## Schedule Program

Preparing for something new in 2021? “Guide to Writing a Flower Show Schedule” presentation can be a beginning or a refresher in the adventure of having a NGC Flower Show. The NGC Flower Show Schools Schedule Writing Chairman Carol English and the GC of New Jersey Judges Council Chairman and FS Schedule Advisor Florence Leyssene will provide a garden club program just for you which includes a PowerPoint presentation plus a chance for dialogue on a virtual platform. Contact them and get a jump on planning your club’s flower show - [Carol English](#) or [Florence Leyssene](#).

## Stimulus Package for Small Standard Flower Shows - Encouraging Clubs

The Flower Show Committee has prepared a stimulus package to assist garden clubs that have never held a Small Standard Flower Show or that have not held one in the last five years to consider staging one. It is also to encourage clubs that no longer have the resources to hold a Standard Flower Show to stage a Small Standard Flower Show.

The package contains a model schedule for a Small Standard Flower Show (SSFS) with choices of titles that a club may adapt to suit their needs. Other items in the package include entry tags with information on where to order them and how to complete them and samples of appropriate awards ribbons. Any club that has never had a flower show or has not had a Small Standard Flower Show in the past five years is eligible to participate. A Certificate of Achievement, offered from June 2019 to May 2021, will be awarded to clubs that complete this new venture.

The Student Schedule Correction Committee has written the model schedule. The show title and its division headings are Gay Austin’s theme for her 2019-2021 term as forty-fifth president of National Garden Clubs, Inc. A club may alternatively choose its own theme, section and class titles in Design. The club must reproduce their selected schedule for each member and the judges and purchase the necessary ribbons and entry tags. An approved panel of NGC judges must judge the show.

## Stimulus Package Procedure

- 1 The club requests a model schedule from their Regional Schedule Correction Chairman or downloads it from the NGC website. The club members should tailor the schedule with their choices and return the completed schedule to their Regional Schedule Correction Chairman for approval prior to the show.
- 2 The Regional Schedule Correction Chairman will check the schedule and return it along with a sample kit showing ribbons and entry tags. A club must reproduce the schedule for all of its club members and the judges and purchase the appropriate awards and entry tags.
- 3 Following the completion of the show, the club must send a copy of the schedule signed and dated by the panel of judges to their Regional Schedule Correction Chairman. No detailed Book of Evidence is required.
- 4 A Small Flower Show Certificate of Achievement is issued to the club.

More info plus model schedules: [Flower Show School](#) on NGC website.

# Instructor's Viewpoint

GINA JOGAN

Art in Bloom-Milwaukee Art Museum

Contrary to what the title may suggest, NGC Flower Show Schools Design Instructors do not teach school participants how to *make* a design, but how to *judge* a design without personal biases. With a working knowledge of the Principles and Elements of Design, the type and/or style of a design, and the criteria for a specific design, any art form can be judged.

Design, using the medium of plant materials, asks the same questions as those of any other work of art. For example, the viewer, whether a veteran FS Judge, a new-to-garden-club member or a member of the public sector, knows inherently that a leaning design lacks balance.

So, what are the major questions to ask of designs?

- \* Is there a **Balance** of colors, forms, and textures? Does the design appear stable and visually balanced: left to right, top to bottom and front to back?
- \* Are there **Contrasts** in colors, forms, and textures?
- \* What is **Dominant** in the design? Is it a color, texture, specific plant material? Does the design type require something specific to be dominant?
- \* Is the design in **Proportion** to the Frame of Reference or does it extend beyond the space allotted? Are there enough flowers to foliage and enough design to container? Is there staging (pedestal, cube, or riser) to be considered?
- \* Is the **Rhythm** easy to follow, through the design, along a specific component or visual path? Is the viewer's eye led out of the Frame of Reference or contained within the design?
- \* Are all the components in **Scale** (size relationship) with one another?

While the **Selection** of components may be appropriate and unique, **Organization** might suffer if requirements for specific designs are not followed or vice versa. Without knowing the title of the design, can the viewer surmise from how the components are organized what story, title or theme is being **Expressed**? Overall, mechanics, workmanship, condition of all components (including plant materials) and staging will determine how **Distinctive** the work of art or floral design is. In short, the goal of a Design Instructor is to teach how to judge rather than to teach how to design.



Top-Bottom: D. Mozzochi, Rolling Waters  
S. Wray, Peek-a-Boo



## Vision of Beauty

**BRENDA BINGHAM**




L-R: V. Steigner, *The Hansom Devil*  
M. Lyons, *Twists and Turns*  
P. Fedun, *Blazing Hoops*

The *Vision of Beauty* Calendar Committee members rose to the challenge of COVID-19. They are pleased to announce there **will be** a 2022 edition of the Calendar, available this spring. NGC members do not disappoint in garden design or floral design. Thank you!

The entry requirement of submitting digital photos has improved the quality of calendar photos in recent editions. This year, having digital images available online for our committee enabled them to work remotely. Extending the deadline to September 1 for the 2022 edition accommodated designers and we were pleased to receive over 200 entries. Each entry was evaluated for the qualities of design, clarity of reproduction, creativity and variety.

The *Vision of Beauty* Calendar highlights your gardens, Botanical Arts, Traditional and Creative Floral Designs. The Calendar continues to be a teaching tool and an inspiration for new and seasoned designers. We encourage the NGC membership to submit entries following the guidelines found in the Calendar and on the website. (See the Floral Design section of the [Awards](#) page for the *Vision of Beauty* submission form.) We depend on our clubs to make the Calendar available to our membership. *Vision of Beauty* may be purchased directly through the [NGC Store](#).



### Clockwise from above:

- ★ Breakfast at Tiffany's - An elegant Botanical Arts design created by Ginni Donovan. Ginni, Flower Arranger of the Year Award recipient, is a member of Suburban Garden Club of Cheshire and Cheshire Garden Club, Cheshire, CT.
- ★ Darkness & Light - A Hanging Design using Allium 'Gladiator' painted neon green, dried Fatsia japonica leaves and two laser cut acrylic ribbons in green and black. This VOB Cover Design was created by Debbie Spiller, Black Hills Flower Designers of Olympia, WA.
- ★ Magic with Aspidistra - Dried and fresh Aspidistra elatior entwine a rusty metal sculpture to create magic. Robyn Higgins, International Flower Arranger of the Year, is a member of the Palmerston North Floral Art Club in Palmerston North, New Zealand.

# Find a Club Near You

ENTER ZIPCODE, CITY, STATE

SEARCH



## Website Updates

### WEBSITE COMMITTEE

#### FORMS

NGC Forms and other documents may be found in the website [Forms Library](#) or within a specific page. Forms to be used for schools, awards, grants and other events are available as fillable pdfs. To use, these forms should first be downloaded and saved to your computer. You may then open the form from your saved file, fill it out, save it and send it off to the proper authority. In addition to saving it electronically, you can also print the form and save it for your records, if desired.

People using Mac computers must take an extra step by opening the form in PREVIEW on their computers. After filling in the form, you may save the form by choosing File > Export. You can open it later and continue to fill it out. To sign the form: in the PREVIEW app, click the Show markup Toolbar button (if the markup toolbar is not showing, then click the Sign button). Follow onscreen instructions to create and save your signature.\*

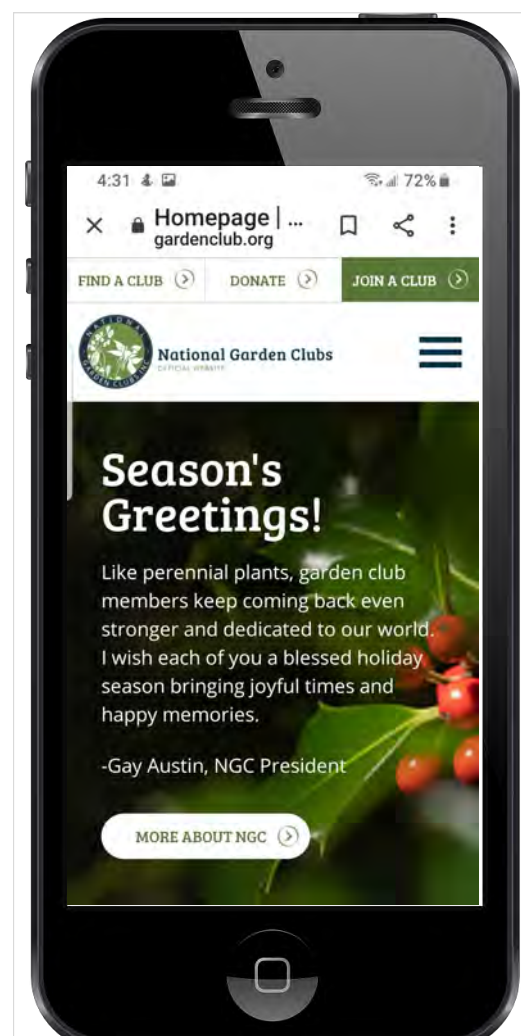
Whether using a PC or a Mac, use caution when adding a digital signature. If someone else needs to add information to the form, only type your name for a signature. Do NOT use a certified signature as this prohibits others from adding their information to your form.

\*These directions are for the most recent versions of Macs (most recent is 11.0). For further information on use of PDFs by Mac users, members may find helpful instructions for pdfs on the [Apple website](#).

#### BLOG

Did you know NGC features a new blog post on its homepage every week? Is something interesting happening in your club? What about in your garden, neighborhood, community and beyond? Do you have a fun project to share with other garden club members and the world? If so, please consider writing a blog article for the NGC website. You do NOT have to be a professional writer; we can help you be a star! Please see the bottom of the [Member Resources](#) page for Blog Guidelines and a submission form. Your photos are encouraged. For more information, contact the [Blog Coordinator](#), Gerianne.

Above is the [Club Locator](#) page of the NGC Website. Check if your Club's information is up to date for contact by potential new members. To change your club info, complete the form on the bottom of the [Member Resources](#) page. Did you know you can create a generic email for your club, e.g. xyzgardenclub@gmail.com?



# PLANT AMERICA

**GWEN MCCORQUODALE**

*Freshly Planted Coretta Scott King Rose Garden*

The Marion Garden Club of Marion, Alabama, extends to the PLANT AMERICA Grant committee our heartfelt appreciation for the funds the club received to aid in the renovation of the Coretta Scott King Rose Garden (CSKRG). The garden is located in the Marion Courthouse Square Historic District, a site listed on the National Registry of Historic Places. The prominent positioning of the garden brings emphasis and attention to the Perry County Courthouse (Circa 1856).

The CSKRG honors the memory of the well-known and beloved African-American woman who grew up in our historic town. Not only does the garden pay tribute to a woman who fought for the equality of all, it also says to the citizens of our community that Marion is a place that honors the contributions of women and minorities.

Marion is a town steeped in antebellum history as well as the Civil Rights Movement. Our small, rural town is seeking to build an image of inclusive community engagement. The CSKRG is a step in bringing awareness of the efforts of many organizations that seek to strengthen bonds among diverse groups. The addition of added shade areas and bushes and plants will contribute to a place for people from all backgrounds and socioeconomic strata to come together to engage in true community building.

In the midst of the COVID-19 pandemic, safety concerns had to be strictly adhered to while implementing the garden plan because many of our members are in the at-risk category. Therefore, a limited number of workers completed the project. These volunteers worked at set intervals of time with specific instructions. Marion Garden Club, Horseshoe Farms, Marion City and Perry County officials volunteered their time.

The Marion Times-Standard, the local newspaper, published an announcement of the awarding of the PLANT AMERICA Grant. Once the COVID-19 restrictions are lifted, by the Governor of Alabama, a celebration will be held at the Coretta Scott King Rose Garden. The Marion Garden Club is proud to have had the financial assistance of NGC. We encourage other clubs to engage in community building by applying for a PLANT AMERICA grant.



*Rosa 'Coretta Scott King'*



**PLANT  
AMERICA**

**National Garden Clubs**

*The greatness of a community is most accurately measured by the compassionate action of its members.*

**Coretta Scott King**

## Ready-Set-Wreath

CINDY SHARP



First Place "All Natural" Wreath

A couple weeks ago were really bad for me and it felt like I was coming in dead last in life. This past week, though, I was part of a dog-eat-dog competition. My gardening gloves came off in a competition pitting neighbor against neighbor. In early December, each year, my neighborhood garden club sponsors a seasonal wreath competition to beautify our area. One need not be a member to participate, but I am and have learned a lot. At 42, I'm at least one, two or three decades younger than the average greener thumb next to me at meetings. However, these women are much more than the bitty cotton tops I know you're picturing right now. They're feisty and accomplished and have both their stems and stemware down cold. They can drink any book club under the table, all while providing the stunningly arranged centerpiece that sits atop it.

The garden club's wreath wrangle is legit too. There are rules to follow, a form to submit, and categories to choose. There are dozens upon dozens of entrants and various judging clerks and committees. The town newspaper usually snaps pictures of the winning displays and publishes them in the weekend edition.

This is the fourth year I've thrown my pruning shears into the ring. The first year I got an honorable mention in my category, the second year I came in second, and the third I tied for first. I am of the last generation where there are still winners and losers and not everyone goes home with a trophy. While the club ladies are generous with time and knowledge, they are particular in scoring and stingy in awarding. Yet, at last, with enough creativity and careful work, I had never been better poised for a singular blue-ribbon victory. My budding floral ego could feel it.



Cindy's Red Ribbon Winner

I entered the "All Natural" category, which sounds like it's for those who don't wear bras or shave their underarms. It really means that other than a bow, all elements had to be of natural plant material. I chose a 20-inch balsam base with an asymmetrical design plan. The final piece included roses, calla lilies, snapdragons and daisies in shades of white and jeweled purples, two varieties of dried grasses as filler, slim branches for a dramatic drape effect, cranberries for added texture to draw the eye up, and a big ass hand-tied bow. In short, it was spectacular!

The entire heavy thing is held together by yard after yard of paddle wire. In addition, that bow, you'd be surprised how much hand-eye coordination, and YouTube tutorials, it takes to scrunch and fold fancy trim and then manipulate it into a perfectly imperfect multi-layered pouf. Psst, it's all in the continuous pinch of the middle and forefinger and thumb.



# THE WORLD IS TEMPORARILY CLOSED

## With a World in Turmoil...

**SYLVIA WRAY**

### ...International Affiliates Flower Show School Goes Virtual!

At this time last year, I had just landed in New Zealand to visit my family, looking forward to a thrilling summer on the lovely North Island beaches. Never did I imagine I would still be here now, looking forward to another Christmas and lovely walks on the beach, all over again.

Most definitely never in my wildest dreams, did I consider the whole structure of the Flower Show Schools for International Affiliates would be put on its head, feet up in the air, with no hope of ever standing up straight again in the near future. My first thoughts, when lockdown was announced everywhere, was of the instructors. They spend a lot of time waiting for flights at busy airports, carting eyebrow-raising things in their suitcases: wire, scissors, pliers – you name it; they have it! How on earth were these women going to reach all those avid students, waiting in line with hundreds of unanswered questions? No way – not anymore, the chilling realization that we were at a crucial point of no return set in.

If there is one thing I know for sure about gardeners, be they from USA, Mexico or Argentina, they know how to weather a storm. Soon the internet was buzzing with countless Zoom meetings on the most interesting topics and everyone joined the fray with enthusiasm. Overnight, we had all learned how to navigate the internet and there we were, staring at each other on the screen, becoming conscious of our own amongst the sea of faces - from all over the world. How wonderful! In a scenario where we were told to keep our distance, here we were coming together against all odds.

It did not take long to realize that, no matter what the circumstances, human nature will face the unknown and rapidly adapt to changing times. The idea of online FSS courses was born; the other NGC Schools had already taken off. First, we had to get over the countless "why nots" of the exercise. Instead, we focused on the exciting ways we could work around hurdles until we came up with a working model. It was amazing to see, how the project began to take on a rhythm of its own, one thing led to another and the avenues of possibility began to open up and now, eight months on, the International Affiliates' Flower Show School is online!



# COMAAI



**¡Nueva!**  
**Escuela de Exposiciones de Flores NGC, Inc.**  
**Para Afiliadas Internacionales**  
*-Ahora en línea-*  
[WWW.COMAAI.ORG](http://WWW.COMAAI.ORG)

## Around NGC

CLAIRE JONES

Colorful Foliage Enhances a Design

There is nothing more satisfying than going out to your garden and cutting what you need for the creation of a homegrown bouquet. With the onset of COVID, I started creating a Bouquet of the Day using only flowers from my garden, roadside or houseplants to beautify my home. The growing and arranging of flowers is therapeutic. Instead of spending money on greenhouse grown or imported flowers, I challenged myself to use only what was readily available. Growing and using vibrant foliage was also one of my priorities. A floral arrangement should be just like a garden; the foliage is what holds everything together. Tips for creating your own homegrown bouquets:

- Plant a combination of annuals, perennials and bulbs with different bloom times so you have flowers and foliage available over a long time.
- Instead of using non-compostable floral foam, start by arranging multi-stemmed larger flowers or foliage into your water filled vase. The structure of the branches supports more delicate, single-stemmed flowers.
- For vases, think of containers that you would not normally use for flowers. Galvanized buckets, large mixing bowls, pitchers, crocks, teapots, teacups, pumpkins/gourds, mason jars and empty cans are all great for arranging.
- If you have a theme or season in mind, do not be afraid to use props or accessories to interpret your idea.
- Explore and forage in the woods and on roadsides for great finds. I have collected teasel, pine cones, Lotus pods, lichen-covered branches, Goldenrod and grasses. Park off the road for safety and wear long sleeves and pants to guard against ticks and poison ivy. A fluorescent safety vest is also helpful.
- Even in the dead of winter, you can bring in interesting branches, abandoned wasps nests, mosses, rocks and winter bloomers like Lenten Rose, Winter Jasmine, *Camellia* or *Mahonia*.
- Do not forget to use fruits and nuts, as well as foliage and flowers from your houseplants. *Philodendron* leaves make an excellent accent. Sprays of cherry tomatoes or blackberries are distinctive in arrangements.
- Plant things that can be dried like *Hydrangea*, Strawflowers and Cockscomb.

Growing, cutting and arranging flowers are a great way to exercise your creativity and bring the beauty of the outdoors inside. Join my [#Bouquetoftheday](#) Facebook group and post your creations.



Spring to Fall Designs



## Around NGC

**SHARON LITTLEPAGE**

L-R: Linda Baron, Irene Condie,  
Sharon Littlepage, Diane Weaver


Before COVID 19 shut down much of the country in March, the Natural Bridge Garden Club (Lexington, VA) now in its 88th year, was rolling out its monthly programs like clockwork. A luncheon meeting in January was followed by an orchid presentation in February. March, being a harbinger of spring, was devoted to the importance of the honey bee.

But when the pandemic brought activities to a screeching halt, the club used its collective creative powers to devise a way to keep members engaged and raise money at the same time. In April, members brought their showiest plants and flowers to one member's farm for a spring plant sale where customers made appointments to buy from the collection. All safety procedures were followed and the event was a rousing success.


Over the summer, member Jennifer Young produced a film promoting downtown Lexington's urban landscape for the Garden Club of Virginia. Lexington was one of two cities in the state selected for having the best-looking downtown. The film premiered at the 62nd Annual Garden Club of Virginia Conservation Forum. It can be viewed at <https://gcvirginia.org/forum2020/urban-greening/>

Beginning in September, the club met via Zoom. With the budget in good shape, the ladies decided to focus on a project that was more community-minded and would boost morale. Rooted in the backyard of the famous Natural Bridge State Park, which a young George Washington once surveyed, the club decided to decorate a garden-themed tree for the park's annual Festival of Trees. Donations, placed under the tree by visitors to the park, benefit a local charity.

*...Natural Bridge State Park, which a young  
George Washington once surveyed...*



Natural Bridge State Park, Virginia



07:33

Screenshot of Lexington Video



## Lunch & Learn

**LAURA GRAINGER**

The Michigan Garden Clubs, Inc. (MGC) is hosting a free Lunch & Learn Tech Series for any NGC member interested in learning more about virtual meetings particularly working with Zoom and preparing for virtual Schools. See sidebar for registration requirements.

### **1/11/2021, 12:30PM EST *Getting Started with Zoom***

This 60-minute training session will provide a tour of Zoom and cover the basics you need to get up and running for Zoom 'Meeting' format. (Participant controls, icons, using screen share, chat). How is this different from 'Webinar' format? **Register:** <https://migardenclubs-org.zoom.us/meeting/register/tZAodO-oqiMph9CpeQ32sDRsbvflcKeRehiz>

### **1/18/2021, 12:30PM EST *Scheduling and Hosting a Zoom Meeting***

This 60-90 minute training session will review features applicable to Zoom Meetings and using the Zoom Client software. We will discuss scheduling and hosting your meetings (Scheduling a Meeting, Host/Co-Host/Alternate Host, Recordings, Accessing Recordings). **Register:** [https://migardenclubs-org.zoom.us/meeting/register/tZAkduGoqj4oHNyLeSl0Vr\\_VDwrw27mFHsc-](https://migardenclubs-org.zoom.us/meeting/register/tZAkduGoqj4oHNyLeSl0Vr_VDwrw27mFHsc-)

### **1/25/2021, 1:30PM EST *Zoom Meetings for NGC & MGC Education Courses***

This 60-90 minute training session will cover the power of virtual teaching and learning in the Zoom classroom for upcoming NGC and MGC study courses. Session covers the features you will be required to know how to use in order to take an upcoming virtual NGC course. Approved devices include desktop, laptop, iPad and tablet devices. Phones are not permitted for this workshop as they may have connection issues. **Register:** [https://migardenclubs-org.zoom.us/meeting/register/tZclfu-orDIjHdE0nDoFh8aId8f\\_I9rzvbjG](https://migardenclubs-org.zoom.us/meeting/register/tZclfu-orDIjHdE0nDoFh8aId8f_I9rzvbjG)

### **2/1/2021, 1:30PM EST *Zoom Meeting Administrator Training for NGC & MGC Courses***

This 90-minute training session will review the Zoom Administrator Portal and how to manage your Zoom account. Topics include deployment, account, user and group management, "Polling" used for testing, Breakout Rooms. Approved devices include desktop, laptop, iPad and tablet devices. Smartphones not permitted for these workshops. **Register:** <https://migardenclubs-org.zoom.us/meeting/register/tZUkce6trjstG9y8xl3xWxexSjwLykeDd3gV>

*(Continued on page 13)*

## Course Notes

- ✓ You **MUST** register in advance to attend and receive the course access code.
- ✓ All seminars are free but you must register for **EACH** session you want to attend. You may attend any number of courses.
- ✓ After registering, you will receive a confirmation email containing information about joining the meeting.
- ✓ Courses require a Zoom client application is installed on your equipment to register.
- ✓ Go to [www.zoom.us](http://www.zoom.us) and download the application.
- ✓ All sessions include a live question and answer period.



## Doors of Shippan, Continued

*(Continued from page 7)*

With that, my husband and I gingerly fastened the massive form on our front door Thursday morning. I made my final unneeded adjustments with all the pride and nerve of an unseasoned stage mom and then ran to the gym and another appointment while the judges made their rounds. Honestly, I had hoped to come home to see a little sliver of blue blowing in a gentle cool breeze from my doorknob, as is the customary way winners are notified and ribbons bestowed. To my shock, from my car window, all I could see was my wreath boldly hanging there alone. I wilted. I parked and ran up to the front to make sure my eyes weren't deceiving me. They weren't.

What?! The thing was splendid. How could I not even have gotten an honorable mention? I was up until nearly midnight. Did I leave too much negative space in the asymmetrical approach that sent the judges over the top in our pandemic-stricken, locked-down world? How much negativity can one judging panel take? Should I have trimmed back the tall, wayward twiggy branches that now kind of resemble a Helena Bonham Carter hairdo? Maybe the overall motif was too much, and my tendency to overthink everything infected the evergreens. Had they even been here? Probably not. That was the most logical answer and as a normal wife; my first instinct was to harshly question my husband. I cornered him upstairs.

"Did you see anyone out front while I was gone?"

"No, but let me check the doorbell cam. It'll be fine."

"Right, Okay."

Ten minutes later in the kitchen, he presented me with video of a lovely silver-haired garden club member, her nose and forehead exaggerated by a fisheye lens, tying something to the door handle. She'd come during the short inquisition outside the home office. I sped out the back, rounded the house and saw what she'd left to blow in the gentle cool breeze of a warm winter day.

It was red! Red. Not blue. I wasn't willing to concede. I needed more information about the vote and decided to attend a late afternoon celebratory Zoom session for all involved. There were seventeen of us wearing festive colors for a fun photo in our "Brady Bunch" boxes. After cheerful small talk, one of the lead organizers revealed the top three winners in each category, and jaws dropped when she read mine. Ahead of me in first was Iris\*, and behind me in third came Violet. These two women are highly revered as the best gardeners in all the land, or at least the four square miles our neighborhood comprises. They are the goddesses of the green, oracles of backyard bounties, and high priestesses of life-sustaining power. Their ribbons are too numerous to count, and their grounds too rich to replicate. To have placed right smack dab in the middle of them in a category each was born to dominate... that was a victory in and of itself. Next year's contest is only 12 months away, time to start planning. (\* names changed to protect privacy) For more information: [Doors of Shippan](#)

*(Editor's note: We normally do not print articles of this length (and this is even shorter than the original) but we all need some humor, right now. Thanks Cindy!)*

# Calendar of Events

## WHERE IN THE WORLD IS PRESIDENT GAY?

No in-person events are scheduled at this time. During these challenging times, President Gay's schedule is subject to change without notice. Thank you for understanding.

## COURSES THROUGH MARCH 2021

### ENVIRONMENTAL SCHOOL

Jan 15	CR 2	<a href="#">Sarah McReynolds</a>	TX
Jan 21	CR 2	<a href="#">Jeri Decker</a>	FL-Virtual
Feb 17	CR 3	<a href="#">Jeri Decker</a>	FL-Virtual
Mar 1	CR 1	<a href="#">Nancy Kalieta</a>	NY-Virtual
Mar 15	CR 2	<a href="#">Gloria Whyte</a>	MO-Virtual

### FLOWER SHOW SCHOOL

Feb 17	CR 4	<a href="#">Judy Keliher</a>	FL
Mar 14	CR 3	<a href="#">Trish Sumners</a>	NC
Mar 16	CR 1	<a href="#">Glenda Tolson</a>	AR
Mar 21	CR 4	<a href="#">Joanne Nelson</a>	FL
Mar 28	CR 3	<a href="#">Poss Tarpley</a>	MD

### GARDENING SCHOOL

Jan 12	CR 4	<a href="#">Linda Haas</a>	WA-Virtual
Jan 26	CR 4	<a href="#">Barbara Hadsell</a>	FL-Virtual
Feb 19	CR 3	<a href="#">Cecelia Lussen</a>	TX
Feb 23	CR 4	<a href="#">Joyce Skoglund</a>	VA-Virtual
Mar 31	CR 1	<a href="#">Denise Clegg</a>	MI-Virtual

### LANDSCAPE DESIGN SCHOOL

Jan 29	CR 4	<a href="#">Judy Tolbert</a>	AZ-Virtual
Mar 30	CR 3	<a href="#">Linda Ellinghausen</a>	IL

### MULTIPLE REFRESHERS

None scheduled through March, 2021.

### SYMPOSIUMS

Mar 1	<a href="#">Sherri Labbe</a>	LA
-------	------------------------------	----

See the [NGC website](#) for more information on schools, refreshers and symposia along with course updates. Due to the every changing COVID-19 situation, all dates are subject to change.

(Continued from page 11)

### MGC HOSTED LUNCH & LEARN TECH SERIES

#### 2/15/2021, 12:30PM EST Zoom Meeting Administrator

**Training for Special Events** This 90-minute training session will review the Zoom Administrator Portal and how to manage your Zoom account and manage different types of events such as, district meetings, board and committee meetings and conference or convention events. Topics include deployment, account, user and group management, "Polling" used for testing, Breakout Rooms. Approved devices for this session include: MAC/Windows desktop, laptop, iPad and tablet devices. Smartphones not permitted for these sessions. **Register:**

<https://migardenclubs-org.zoom.us/meeting/register/tZwod-2hqDwqH9XPYXN6e3URpfAR3By9sm1J>

#### 2/22/2021, 12:30PM EST Combine Zoom Education + Fundraising to Benefit your Club/District Event including PayPal + Facebook + Virtual Marketplace

This 90-minute training session with live Q&A will review the Zoom Administrator Portal and how to integrate your Zoom event linking Paypal for payment and linking Facebook to live stream events, holding a virtual marketplace with Breakout Rooms and auction events. **Register:**

<https://migardenclubs-org.zoom.us/meeting/register/tZcrfu-sqjktE93D8e3maNOPo5XoJWgv1Sct>

### Keeping in Touch Guidelines for Publication

Please keep the length of articles to 200 - 250 words and submit as a word document. Send images in high resolution jpg files as attachments. Obtain permission to use a person's likeness. (An authorization form is available on the NGC website.) We cannot guarantee a specific publication date. Articles may be modified at the discretion of the editor.

### Coming in March/April: SPRING GARDENING, INCLUDING LANDSCAPE DESIGN, PLUS EARTH DAY CELEBRATIONS.

Send us your photos and stories on how YOU celebrate Earth Day. The deadline for submissions is February 10, 2021. Please send to [geriannewgcf@gmail.com](mailto:geriannewgcf@gmail.com) THANK YOU!



## Acknowledgements

### CONTRIBUTORS

Gay Austin, NGC President  
 Brenda Bingham, *Vision of Beauty* Calendar Chair  
 Laura Grainger, Michigan Garden Clubs Technology Chair  
 Gina Jogan, FSS Design & Procedures Instructors' Chair  
 Claire Jones, York Manor Garden Club  
 Sharon Littlepage, Natural Bridge Garden Club  
 Gwen McCorquodale, Marion Garden Club President  
 Cindy Sharp, Shippan Point Garden Club  
 Jan Warshauer, Flower Show Schools Chair  
 Website Committee  
 Sylvia Wray, IA FSS Chair

### STAFF

[Gerianne Holzman](#), Editor  
[Ann Fiel](#), Assistant Editor  
 Gerry St. Peters, Joyce Bulington & Jan Sillik, Editorial Review

### PHOTO ACKNOWLEDGEMENTS BY PAGE NUMBER

1. Gerianne Holzman, Vision of Beauty (VOB)
2. VOB
3. G. Holzman, VOB
4. VOB, Ginni Donovan, Dan Brumsickle, Deric Charlton
5. NGC Website, Open Clipart-Pixabay(PB)
6. Gwen McCorquodale, WikiCommons
7. Jane Waugh, Stux (PB)
8. Edwin Hooper (Unsplash), Sylvia Wray
9. Claire Jones
10. Sharon Littlepage, Gerd Altmann (PB), Virginia State Parks, Jennifer Young
11. Stocksnap (PB)
12. Michael Gaida-PB, Peter Lomas (PB)
13. William Iven (PB)
14. G. Holzman, Arabella Dane

## Sitting on the Porch

### GERIANNE HOLZMAN

Sitting on the porch, it is New Year's Eve and a cold day to rest and reflect on the latest snowfall and what the new year has in store for us. On the verge of 2020, we were all looking forward to new ventures, travel, garden plans, new design ideas and visiting with new and old friends. My, how those plans disappeared in a flash. We can lament what we lost in 2020 and we do have great sorrow for those who are no longer with us. We can also celebrate the lives of those who are gone and be happy they shared their precious time with us. Perhaps we have a plant given to us by a remembered garden club member; we can hold that flower in our hands and smile fondly of memories of him or her. As the new year breaks, we can look forward to new days ahead, remembering the last pandemic was followed by the Roaring Twenties. Will history again repeat itself in this millennia? We WILL get through this, we will be back together and I can't wait to hear what plans you have for your future. (The end of 2020 and beginning of a 2021 deserve two good quotes.)

*Please Keep in Touch!*



***Grief never ends ... But it changes. It's a passage, not a place to stay. Grief is not a sign of weakness, nor a lack of faith. It is the price of love.***

Unknown

***Stop the habit of wishful thinking and start the habit of thoughtful wishes.***

Mary Martin