



# The National Gardener

Summer 2014



# *Garden Club*

# *Insurance*

Liability Plus \$315.00

Bonding Plus \$83.00

Directors & Officers Liability Plus \$88.00

Accident Medical Plus \$123.00

Property Plus \$112.00

[rvnuccio.com](http://rvnuccio.com) or 1-800-567-2685

**Underwritten by**



**RVNA**

RV NUCCIO & ASSOCIATES, INC.



# The National Gardener

Summer 2014  
Vol 85, No 3

Quarterly Journal of National Garden Clubs, Inc.

## National Garden Clubs, Inc.

5,602 Garden Clubs  
178,946 Garden Club Members  
50 States and the National Capital Area  
70 National Affiliate Member Organizations  
654 International Affiliate Member Organizations

**Linda G. Nelson, President**  
543 Lakefair Place N., Keizer, OR 97303-3590

## The National Gardener

**Susan Davidson, Editor**  
102 South Elm Avenue, St. Louis, MO 63119  
Ph: 314-968-1664; susand102@charter.net  
Direct all **advertising inquiries** to the  
TNG Editor, Susan Davidson  
**TNG Circulation**, 4401 Magnolia Avenue,  
St. Louis, MO 63110; 314-776-7574

## NGC Headquarters

Monday-Friday 9:00 am — 4:30 pm CDT  
4401 Magnolia Avenue, St. Louis, MO 63110  
Tel: 314-776-7574 Fax: 314-776-5108  
E-mail: [headquarters@gardenclub.org](mailto:headquarters@gardenclub.org)  
Internet: [www.gardenclub.org](http://www.gardenclub.org)

**Michelle Smith**, Ext: 14; Executive Director  
**Teri Virga**, Ext: 17; Member Services  
1-800-550-6007 - Orders Only, Please  
**Bill Trapp**, Ext: 12; Accountant  
**Gabby Gebben**, Ext: 11; Accounting Assistant  
**Kathy Romine**, Ext: 15; Administrative Assistant  
**Katie Roth**, Ext: 10; School Secretary

*The National Gardener* (ISSN: 0027 9331) (USPS: 595-500) is published quarterly by National Garden Clubs, Inc., 4401 Magnolia Avenue, St. Louis, MO 63110-3492 U.S. Subscription Rates: 1 year: \$8; 3 years: \$21. Foreign Subscription Rates: 1 year: \$18; 3 years: \$36. 1 year subscription outside continental U.S., including AIR MAIL: \$36; 3 year subscription outside continental U.S., including AIR MAIL: \$88. Change in name/address - \$1. Single copy - \$2. Postmaster: Send address changes to *The National Gardener*, National Garden Clubs, Inc., 4401 Magnolia Avenue, St. Louis, MO 63110. Periodicals postage paid at St. Louis, MO. Send all subscriptions, changes of address and inquiries to: Circulation Department, NGC, 4401 Magnolia Avenue, St. Louis, MO 63110-3492; Telephone: 314-776-7574

## Table of Contents

Floral Designs From the 2014 Convention _____	4
Environmental Studies _____	6
NABA's Butterfly Monitoring Programs _____	8
Mason Bee Harvesting Parties _____	12
Wildflowers Everywhere _____	13
Judges' Council _____	13
Starting a Fall Garden _____	14
2014 Award of Excellence Winners _____	16
NGC Galápagos Tour _____	18
2014 Winning High School Essay _____	20
Children's Book Reviews _____	24
Landscape Design Schools _____	25
NGC Schools News _____	26
Book Reviews _____	28
NGC Roster Changes _____	31
Flower Show Schools _____	32
NGC Schools and Courses _____	36
Gardening Study _____	38
Landscape Design _____	40
Member Services _____	44

## The Cover

### *To Clare With Love*

A Traditional Mass Design honoring the late Clare Richards, floral designer, teacher, and mentor. The designer is Dolores Ahern, member of Garden Club of Hyannis, Massachusetts. Plant material includes lilac, iris, fern, tulip, alstroemeria, roses, and spider plant. Photograph: Cheryl Collins

# President's Message

Making A World Of Difference—Choices Matter

**W**arm and sunny weather

has finally arrived. I have just finished planting eight pots with geraniums, petunias, million bells, and bacopa, and tomorrow we will have a family barbecue. Memorial Day weekend my oldest son and his family accompanied me to Willamette National Cemetery and cleaned and decorated my late husband's grave. The cemetery already had lined all the driveways

with hundreds of large flags and the Boy Scouts had placed a flag on every grave. It is always a very moving sight. I am filled with pride knowing the two Blue Star Markers placed in this national cemetery are only two of the hundreds that are placed nationwide by garden clubs. We recognize that freedom is not free, it is purchased by selfless men and women and we are proud to honor their sacrifice.

Oklahoma kept their promise made a year ago: They promised no tornados during the national convention, and they kept that promise. They also promised fun. They kept that promise, too! A song-and-dance routine revealed untapped talent in several of our members. Too bad we do not have video of their fancy footwork and twirling umbrellas! The final evening was Awards Banquet with an added bonus—a birthday party—with a birthday cake and party hats. We celebrated National Garden Clubs 85th birthday! Our hats are off to Donna Marscheck, Convention Chairman, Judy Grots, Vice Chairman, and Roberta Burns, Oklahoma President, and



their members for their warm hospitality, great tours and workshops, wonderful food, and all their hard work!

We have listened to our members expressing their desire of supporting American-made products. Our Vision of Beauty calendars are now printed in the States, as was our latest book. Earlier this year, we were contacted by a garden tool company. They had heard we were the people who work in the dirt and that

we want quality tools. They asked if some of our members would be interested in participating in product tests and/or sharing information about gardening tools. Six of the Executive Committee members toured their manufacturing and assembly plants in early March. We were impressed. We are pleased to tell of a new partnership with Ames Tools. At our convention, in Oklahoma, representatives from Ames presented

## NGC Mission Statement

NATIONAL GARDEN CLUBS, INC. provides education, resources, and national networking opportunities for its members to promote the love of gardening, floral design, and civic and environmental responsibility.



each Regional Director with certificates for a rake and a shovel. Drawings for the certificates were held during the Regional Breakfast. Ames has been in business since 1774! They make garden tools for Home Depot, Lowe's, Ace Hardware, and others, and made-in-America only appears on tools that are 100% American made. Look for them when you shop. Ames is also offering NGC \$5,000 worth of their tools for states or clubs to use

in their landscaping projects—Habitat For Humanity projects, community gardens, reforestation, or school gardens. Elaine Gunderson is the contact person for these grants: [cggleg@gmail.com](mailto:cggleg@gmail.com). There will be an application form on the web ([www.gardenclub.org](http://www.gardenclub.org)) as well as more info about participating.

Summer is a time for growing. I urge you to educate yourself about how your



gardening practices are impacting our natural resources. Our choices have consequences. We all want perfect green lawns with no weeds, big fat juicy tomatoes, prize-winning blooms, but at what cost to our water, soil, air, and wildlife? We also want clean water and air. We must have wildlife and pollinators to have those big tomatoes, flowers, and fruits. The choice is ours. We do care about our resources, and I believe we will make the right choices to preserve and protect them—we probably

already know the right thing to do. It might not be the easy thing or convenient thing. It might be a hard choice. Education is the key. Become informed. Inform others. Our choices will make a world of difference.

*Linda*

*At top: National Garden Clubs turns 85. NGC President Linda Nelson and 2014 Convention Chairman Donna Marsheck cut the NGC birthday cake during the Awards Banquet at the Oklahoma Convention.*

*Above: President Nelson stands beside the floral design created in her honor at the convention. The designer is Lorene Junkin, of Gainesville, Florida. Materials in the Sculptural Form Design include painted palm spathes and a metal sphere.*

# Floral Designs From the 2014

Designers from each Region delighted conventiongoers with their designs, two of which are pictured below.

Jim Johnson chose Oklahoma as the inspiration for his floral arrangements at the Design Banquet


Design Banquet photos: Arabella Dane



Jim Johnson:  
Wealth and  
Philanthropy



Jim  
Johnson:  
Black  
Gold,  
The  
Gusher



Deep South  
Region  
Designer:  
Penny Decler,  
Florida



South Atlantic  
Region  
Designer:  
Dianne Caines,  
Kentucky



Jim  
Johnson:  
The  
Oklahoma  
City National  
Memorial

# NGC Convention In Oklahoma

Jim Johnson:  
*Native Americans  
in Oklahoma*



Jim Johnson:  
*Museum of  
Osteology*



Jim Johnson:  
*Oklahoma  
Wildflower  
Meadow*



Jim Johnson:  
*Performing  
Arts in  
Oklahoma*





*Manchurian pears in Boston are flowering and leafing out earlier in the spring now than in the past. Photo: Richard B. Primack*

## Environmental Studies

# Climate Change In Our Gardens

**W**hen to plant and what to plant? Gardeners grapple with these questions each spring. The answers have always varied from one year to the next, but now they are changing in a peculiar way. Planting times for early spring vegetables are getting earlier, and northern gardeners are having more success with heat-loving southern species such as okra. Not every year is earlier than the last, and not every year is great for growing southern species, but over time planting times for spring vegetables and the timing of leaf out, flowering, and fruiting for trees and shrubs are all advancing, and southern species are

tending to do better further north.

The cause is not surprising—warming temperatures caused by climate change are pushing springs earlier and hardiness zones and species northward. Depending on where you live—especially if you are in a drought-prone region—these changes may look a bit different in your particular garden, but climate change is nevertheless changing our gardens, crops, orchards, forests, prairies, wetlands, and everywhere else.

One danger for many plants is that they may start to leaf out and flower early in a warm spring, and then their tender young leaves and flowers may be killed by a late frost when the jet stream dips south, bringing a hard frost. Or drought sensitive plants may die in the increasingly hot summers, especially if they are not watered enough. The risks of frost and drought damage vary depending on where you live, but they are increasing in many places and decreasing in others.





## Save the Date!



# **Creative Floral Arrangers of the Americas 2015 Seminar      February 20<sup>th</sup>–22<sup>nd</sup> Featuring Hitomi Gilliam**

Orlando Airport Marriott  
Visit [www.cfaofa.org](http://www.cfaofa.org) for more information  
Registration begins 9/30/14

Like in spring, our gardens are changing in autumn as well. The first autumn frosts are coming later in the year. As a consequence, continuously bearing species, such as cherry tomatoes, may continue to produce much later in the autumn than they did in the past. Leafy vegetables similarly may continue to produce if the first frost is delayed.

Plants are not the only things changing. The time when insects emerge and birds arrive in the spring is coming much earlier for many species, and when they depart or become dormant in the fall, is also changing.

Insects, in particular, survive later in the autumn, if they are not killed by frost. New animal species are also arriving, many from warmer areas further south. And each species is changing at its own pace—some slowly, some quickly, and some not at all.

As you can imagine, these changes are good for some species and bad for others. There is much research underway to improve our understanding of these changes and how they are affecting our gardens, crops, and wildlands. You can help by participating in one of the many citizen science projects related to these issues, including Nature's

Notebook, Project Budburst, the Great Sunflower Project, Monarch Watch, iNaturalist, eBird, and others.

—**Abraham J. Miller-Rushing** is the Science Coordinator at Acadia National Park.

—**Richard B. Primack** is Professor of Biology at Boston University and the author of the recent book *Walden Warming: Climate Change Comes to Thoreau's Woods*.

Wikimedia: Earth100, Public Domain



**Leafy vegetables, such as this okra, may continue to produce if the first frost is delayed.**

# NABA's Butterfly Monitoring Programs

There are many opportunities nationwide to monitor butterflies through the North American Butterfly Association (NABA). When you visit NABA's website ([www.naba.org](http://www.naba.org)), you will find a tab titled "Butterfly Monitoring" that features *Butterfly Counts*, *Butterflies I've Seen*, and *Recent Sightings*.

There are three main goals to NABA's count program:

1. Gather data that will monitor butterfly populations.
2. Give butterflyers an educational opportunity to socialize and have fun while they learn.
3. Raise public awareness by hosting events that will increase general interest in butterflies.

In 2013, 424 counts were held in 44 states, plus the District of Columbia. Check the current United States and Mexico map to see if there is one near you. Each count is a compilation of all butterflies observed at sites within a 15-mile radius in a one-day period. The annually published reports provide a tremendous amount of information about the geographical distribution and relative population sizes of the species counted. Comparisons of the results across years can be used to monitor changes in butterfly populations and study the effects of weather and habitat change on North American butterflies. It is also a great way to learn more about butterflies, how to identify by using close-focusing binoculars

and how to photograph butterflies. No experience is necessary to join in the fun and educational opportunities offered with each butterfly count. If you are thinking of starting a count in your area, it is important that the compiler of the count be familiar with identification characteristics, flight periods, and ranges of butterflies in the count area, plus know how to use a field guide to determine these factors. In addition, NABA asks that you complete the Butterfly Count Program Preregistration Application on NABA's website.

*Butterflies I've Seen* allows you to keep track of all your butterfly sightings. The site also allows you the ability to print out a list of all the butterfly species you have ever

seen—also known as a Life List. The sightings you enter provide important information that NABA will analyze to help answer scientists' questions about butterfly distributions, abundance, and conservation.

*Recent Sightings* includes the location and, often times, actual photos of the butterflies observed. It may help you in your

butterfly identification endeavors.

NABA's butterfly monitoring programs are changing the way people view butterflies, teaching them how to find butterflies, how to identify them, and how to photograph them. Your involvement with butterflies will help to bring beauty and satisfaction to your life. Know that by participating, you are making a difference by aiding in the study and conservation of butterfly populations in North America.

—Julie A. West, NGC NABA Liaison and 4-Star Member



# Gardening— A Stress Reliever

**L**ife can sometimes be complicated. We live in a world that frequently challenges us by the need to multitask; modern technology can cause information overload; we have family to care for. All of this can lead to stress. Gardening is an ideal stress reliever. The experience of gardening allows us to massage the soil, to see the harvest from a planted seed, and to behold the beauty in the face of a flower. A garden is a perfect antidote, a place where we can slow down and reconnect with the natural world the way our ancestors did all day, every day.

Whether you have containers on a small patio or a vast amount of space to tend, your garden can bring you peace. It offers a feast for the senses with the fragrances of lilacs, lavender, basil, and roses. Gardening provides a sense of accomplishment, and leads to great satisfaction when those early blooms of spring emerge or when the first ripe tomato is ready for picking. Make an intentional choice to savor it all!

Keep gardening a hobby, not a chore, so it will not create more stress. Be realistic about how much time and energy you have for your garden.

Luther Burbank said, "Flowers...are sunshine, food, and medicine for the soul." Observing how each flower exists and flourishes—just how it was created—brings not only joy, but a deep sense of calm and beauty.

Gardening also provides an opportunity for "community." We are each partners in gardening by our club membership, by learning together through a variety of speakers and



## Tour Costa Rica November 8-18, 2014

See tropical flowers and gardens, rainforests, wildlife and birds, volcanoes, coffee, pineapple, and chocolate production. Meet friendly people. Enjoy fresh tropical foods. Small group tour led by couple familiar with Central America. For details, call or e-mail Bruce and Sharon Beck at (573) 785-3871 or [beckbugs@mycitycable.com](mailto:beckbugs@mycitycable.com).

programs, and by our community work and outreach. It includes maintaining our parks, beautifying our rest areas and planting trees for Arbor Day, plus providing garden therapy with cheer baskets at holidays. These efforts allow others to also reap the benefits.

Enjoy gardening! It is a true stress reliever.

—**Roseanna M. Hester**, *President of Rosalia Garden Club, Washington State Federation of Garden Clubs*

## Vision of Beauty Calendar

Congratulations to the Helen S. Hull Award winners, Arranger of the Year, Brenda Bingham, Cedar Grove, New Jersey, for her design titled "African Rhythm" and Affiliate Arranger of the Year, Audrey Claridge, North Palmerston, New Zealand, for her design titled "Christmas Jewels." The Cover Design, titled "Bee Swarm," was submitted by Nancy Colvin, Aptos, California.

The entry deadline for the 2016 edition of the *Vision of Beauty* is August 1, 2014. The Requirements and Entry Form are on the NGC website, [gardenclub.org](http://gardenclub.org)

—**Jan Warshauer**, *NGC Calendar Committee Chairman*


# Growing Strawberries At Home

**H**omegrown strawberries are a billion times better tasting than the hard, rarely ripe, flavorless selection in the supermarket. Strawberries are cold-hardy and adaptable, making them one of the easiest berries to grow. While most fruit trees take several years to begin bearing fruit, you can harvest your own strawberries the very first summer. And even if you live in an apartment or small home, you can grow strawberries in a container on your balcony, rooftop, patio, or even doorstep. If your horizontal space is limited, consider growing strawberries in a hanging basket or stacked planter, which will allow you to take advantage of vertical growing space as the strawberry plants tumble out over the sides.

There are two main kinds of strawberries: “June-bearing” and “Ever-bearing” varieties. June-bearing bear all at once, usually over a period of about three weeks. Because of their earliness, high quality and concentrated fruit set, June-bearers produce high yields of very large, sweet, extra juicy berries in late mid-season, which is usually late spring and early summer, depending on your geographic region. These are the best variety for preserving.

“Ever-bearing” strawberries produce a big crop from spring flowers, set light flushes of fruit through summer, and then bloom and bear again in late summer and fall—perfect for large containers or raised beds, where you can give them attentive watering and regular feeding.

Timely Tips to ensure strawberry success:

 When planting strawberries, be sure the crown is above soil level and the uppermost roots are 1/4 inch beneath soil level—buried crowns rot and exposed roots dry out. Strawberry plants should be placed approximately 14 to 18 inches

apart from each other in neat rows that are separated by 2-3 feet each. Let runners fill in until plants are 7-10 inches apart.



Use mulch to keep berries clean, conserve moisture, and to control weeds.



If you want to keep it simple, plant strawberries in a container. Just remember that container plantings need much more water than in-ground plantings, usually once a day; and if it's hot, twice. Strawberry pots are the obvious, best container choice for growing strawberries. You can fit several plants in one pot; just make sure whatever type of garden pot you use has good drainage. Strawberries have a relatively small root ball and can be grown in containers as small as 10-12 inches in diameter and 8 inches deep. However, the smaller the container, the more frequently you will need to water. Synthetic and light colored pots will keep the roots cooler than dark colors and natural materials that conduct heat.



Strawberries like well-drained, fairly rich soil, so be sure to add compost or other organic matter when preparing the pot or patch.



They need full sun, 6-8 hours per day, and frequent, deep soakings. They will grow in all zones and should be fed twice a year—when growth begins and after the first crop.



Control slugs and snails by handpicking them off plants and prevent theft from birds by covering your patch with netting as the first berries ripen.

Strawberries are one of the easiest and most delicious home-garden fruits to grow. Try growing them with kids; plants produce fruit throughout the summer, and children will love to pluck them right off the plant, wash and eat them! If your kids have yet to plant and care for a fruit or vegetable, strawberries are a perfect choice for their first gardening experience.

—Joan Casanova, *Green Earth Media Group*

**Website:** <http://californiagardenclubs.org/OFAD>

Embassy Suites, South San Francisco, CA

- Featuring **Julia Clevett**, Keynote Designer plus program presentations by **Steven Brown, Nancy Colvin, Katsuko Thielke** and **Sahshah Middleton**
- Shop with special vendors including unique containers of all types - ceramic, metal, acrylic and glass + accessories
- View creative designs in the Gallery
- Participate in hands-on workshop by Julia Clevett + leaf manipulation and flax weaving workshops by Furyu Designers
- **Advance registration and schedule for entire seminar available on website**

For information regarding OFAD membership and seminar, contact Membership Chairman Jill Coleman, 951-684-2635 or email [bcnjill@hotmail.com](mailto:bcnjill@hotmail.com) TODAY!

## Edibles in the Ornamental Garden

National Garden Bureau's members are often on the cutting edge of garden trends and one we've seen a lot over the



*Calendula with green and purple kale in an ornamental border.*

past year or so is planting edibles in what was traditionally considered an ornamental garden. In fact, there are famous stories of well-meaning gardeners converting their entire front lawns into an edible garden. If you're not ready to take that bold move, then at a minimum you can start interplanting some edible plants with your other decorative garden features, either in containers or in-ground.

If your garden is small, then you won't have to sacrifice space dedicated to one crop or the other. Many of today's vegetables have beautiful colors and are considered ornamentals as well as edibles.

The popularity of mixed container gardens lends itself perfectly to a mix of edible and ornamental plants. In some cases, companion planting may be beneficial to the health and vitality of both plants.

—[ngb.org](http://ngb.org)

# Mason Bee Harvesting Parties Coming Soon!

As your spring and summer Mason Bee larvae develop in their cocoons, it's time to mark your calendars for a Mason Bee Harvesting Party in late September/early October. Harvesting parties are an excellent way to educate your members, communities, and youth about NGC's BeeGAP (Gardeners Adding Pollinators) Special Project in partnership with Crown Bees, an education and pollination company located in Washington state. September through January, Crown Bees will pay \$156 for one cup of harvested and cleaned cocoons or \$78 for one cup of unharvested cocoons, or you can exchange cocoons for supplies. Please see the Bee Buyback Chart for specifics.

Please follow these packaging instructions when mailing cocoons to Crown Bees: For harvested and cleaned cocoons, wrap cocoons in a paper towel or place them in a baggie; then provide additional padding in a small box.

For unharvested cocoons, place tubes or reeds padded in a box.

Complete the Bee Buyback Form on Crown Bees website—[www.crownbees.com](http://www.crownbees.com)—then mail cocoons to: Crown Bees, 13410 NE 177th Place, Woodinville, WA, 98072.

Crown Bees provides Bee School and numerous How-To videos on its website. Everything you need to know about raising and harvesting Mason Bees is at your fingertips.

Your BeeGAP efforts are Making a World of Difference by augmenting the decline of the honey bee ensuring we are able to put food on our tables tomorrow. Thank you for participating in BeeGAP!

—Debbie Skow, NGC Native Bees/BeeGAP/Crown Bees Partnership,  
[d.sk.1159@gmail.com](mailto:d.sk.1159@gmail.com)

## Crown Bees' Bee Buyback Chart September through January



### Harvested Cocoons (You harvest & clean cocoons.)

Cocoon	Exchange for
1	1 paper tube
2	1 natural reed
200	1 Free reusable wood tray
1	Cash value per cocoon = 25 cents*
625	There are about 625 cocoons in 1 cup. The Bee Buyback value = \$156.25*

### Un-Harvested Cocoons (Crown Bees harvests & cleans cocoons.) Based on 50% buyout.

Cocoon	Exchange for
2	1 paper tube
4	1 natural reed
400	1 Free reusable wood tray
1	Cash value per cocoon = 12.5 cents*
625	There are about 625 cocoons in 1 cup. The Bee Buyback value = \$78.13*



\* Based on 2013 wholesale price, which is expected to remain the same.

# Wildflowers Everywhere

Some areas of our country have had extreme weather conditions this past winter. Hopefully, with the arrival of spring and summer will come a welcomed change. Look for the surprises—the wildflowers.

Tiny sparks of color and familiar shapes remembered from years past await us. How lucky are the homeowners who can view a meadow or prairie from their window, seeing bright sun-loving flowers swaying in the breeze? Or the homeowner close to a wooded area with paths to stroll within the tree and shrub framework already established. Both of these areas provide spring and summer wildflowers.

For the rest of us, a wildflower patch may be the answer. Natives will need less water and care. Keep in mind when looking for wildflowers the need for sun or shade. Choose interesting native trees and shrubs to complement the public areas of the landscape. For the front yard, an edged border of native perennials with a native grass or two will attract bees, birds, and butterflies.

Solidago (goldenrod) grows in most of the United States, Canada, and parts of Mexico. Represented in this genera are *Bigelovia*, *Chrysoma*, *Chrysothamnus*, and *Oligoneuron*. The prairie goldenrod (*Oligoneuron album*) has white, composite blooms that attract butterflies and bees. Goldenrod is in the Asteraceae or sunflower family, and is the official state flower of Nebraska and Kentucky.

Take time to notice and enjoy the wildflowers.

—Diane Hughes, *NGC Wildflower Chairman*

*Prairie goldenrod*



# Judges' Council

## Sharing Regionally

Individual Judges' Councils appear to be prosperous. Have you ever considered sharing your expertise regionally?

The Judges' Council Chairman and/or the Flower Show Schools Committee of the hostess state could stage a simple area (just 8' table/s) for horticulture study, not to be judged but to be used as an educational tool. (Our multiple hardiness zones naturally cause production of species that vary from state to state. Why not share your produce with neighboring states that are unable to grow it.) It's a "Grow and Tell."

In the same way, the hostess Judges' Council could invite the Judges' Councils of the other states to send name/s of parties willing to participate in a lobby display of challenge designs.

Simple containers and mechanics, as well as plant material for each individual, would be provided. (A bucket with a varied assortment of greens and flowers of diverse colors, sizes, etc. from which to choose.)

With these practices, there is no need of transporting a quantity of plant material—a stem or two for horticulture, and nothing for the design portion. You'd be making a "World of Difference" just using the talent you already have **Regionally!**

—Anne Tiffany, *NGC FSS Judges' Council*

## Starting a Fall Garden

If you have grown garlic—harvest, enrich the soil, and sow a cover crop. I really like using buckwheat in my zone 6 as it winter kills, and the bees love it. I always plan on tilling it in, but if I miss some, I'm covered.

Sow other fall crops. It is probably too warm outside to have them sprout, so use the same methods inside that you used in spring. I move them out under a shade tree when the second true leaves appear. Some vegetables to consider: Mustard, Kale, Broccoli, Asian Greens, Lettuce, Kohlrabi, Spinach, and Arugula. In some of the cooler areas you might be able to raise a second

harvest of peas or radishes. Remember that brassica family leaves are edible too. Treat them with a quick sauté just like other greens. Long cooking is not necessary.

Now is the time to walk around your garden and make notes (and photos) of areas that gave you grief or holes in the landscape. What herbs are you missing? What worked exceptionally well? You will need these notes for next year's crop rotation and ordering the next years seeds/plants. I promise, you will love seeing these photos and notes next January. Don't forget to do that basic graph of planting sites, in other words, what plant went where.

How is your compost doing? When was the last time you turned or watered it? Make that pile hot now; you will need the results for enrichment later in the fall. When October comes around, do a thorough clean up, then add that compost to your spring planting area. It is much more pleasant to slip in the peas, lettuce, etc. next year without needing to fool with wet soil (something to



Photo: Tiffany Woods, extension.oregonstate.edu



be avoided when at all possible). How about grabbing and shredding some yard leaves and putting them on to your garden area? I feel that a shallow till-in secures them from blowing, however, those of you who wish not to till, make sure they get chopped up sufficiently. Do NOT add treated lawn waste to either your garden beds or your compost pile. Feel free to add around non-edibles however. They need nutrition too. Start a new compost pile with the summer and fall cleanup, plus some of the past compost that will have all the microbes needed to get it going.

If you have an urban or suburban home, notice where you could put in edible landscaping. How about fruit trees? Fruit-bearing shrubs might be nice, too. Think of the spring and fall colors. Many varieties of fruit-bearing plants have a size that is just right. Do you have space for herbs?

Did you host Mason Bees this year? Now is harvest time (August to October). Send the extra back to Crown Bees and place the rest in your humidior in the crisper drawer. I have had several people not wishing to do this. Yes, they can overwinter but probably not well, especially if winter is as brutal as this past one. Check the web site: [www.crownbees.com](http://www.crownbees.com)

If you wish to take in rosemary or other herbs—sever roots in a circle around the plant one month prior to lifting. Then repot and leave in a shady area. Remember to check for insects before bringing the plants and the insects inside.

Some crops can overwinter. Plan for providing covering protection to help them survive. Cover cloth gives you a couple of degrees of protection. Straw bales, broken and sprinkled, work well, too. Leaves have a tendency to mat and mold. Spinach, Mache, Arugula, all usually make it through if seeded in September in zones 5 or 6. Straw covering is sufficient. The same applies to your strawberry plants, once the runners are tacked into a new spot, and the weather is cold; add some compost and cover with straw, for beautiful berries next year. We always tacked netting over the straw to

**Made in the USA**

**100% Stainless**

**Steel Plant Markers**

**[www.kincaidgardens.com](http://www.kincaidgardens.com)**

**[info1@kincaidgardens.com](mailto:info1@kincaidgardens.com)**

**Call us 816-324-4931**

**Discounts Available  
for Garden Clubs and  
Members**



prevent windblown loss.

Clean up and feed your asparagus and rhubarb. Do the fall cleanup of berry canes according to what type they are (some bear on new canes, some bear on 2<sup>nd</sup> year canes).

I hope you have taken your photos and put up some of the extra produce for winter enjoyment. Now you can dream guilt free because your chores got done. Happy Gardening.

—Pat Rupiper, *NGC Herb/Vegetable Chair*

● *Nature never hurries. Atom by atom, little by little, she achieves her work.*

—Ralph Waldo Emerson

● *Climb the mountains and get their good tidings. Nature's peace will flow into you as sunshine flows into trees. The winds will blow their own freshness into you and the storms their energy, while cares will drop off like autumn leaves.*

—John Muir

# 2014 Award of Excellence Winners

*The NGC Award of Excellence #23 is given to an individual in recognition of his or her lifelong dedication to horticultural research, garden education, environmental stewardship, and community beautification.*

## **Dr. Waddell Barnes** #23 AWARD OF EXCELLENCE

His exposure and appreciation of horticulture began at a very early age, as he is the son of A. Emmett Barnes, Jr., a founder of the American Camellia Society. His wife, Phyllis, inspired with the love of gardening, encouraged him later in life to become a certified Master Gardener. Together, they established their home, "Sky Hill," to include many unique specimen plants, following the tradition of his father.

In 1971, Dr. Barnes was asked to serve as a member of the Board of Trustees of Middle Georgia State College. During the many visits to the campus, he appreciated the diversity of plant material on the 167 acre campus. Twenty years later, when he retired from his busy oncology practice, he convinced the Board of Trustees of the college to establish a botanical garden, emphasizing native plants and specimens.

Under his direction, the college commissioned a landscape design firm to develop a comprehensive master plan for the campus using the original plantings in the existing 16 themed gardens located throughout the campus. To facilitate the plan, he assembled an advisory board of volunteer gardeners and noted horticulturists whose members continue to serve today.

As the campus garden began to take shape, he established a Horticulture Reference Room at the campus library, donating many of his own gardening books

to encourage gardening education. He organized an annual Fall Symposium where keynote speakers discuss topics relating to environmental stewardship, resource conservation, tree-cover expansion, horticultural research, and community beautification. In 2003, the Georgia Board of Regents officially renamed the Macon State Botanical Gardens the Waddell Barnes Botanical Gardens.

The Botanical Gardens were devastated in 2008 by a tornado that destroyed 9% of the campus tree canopy. Dr. Barnes jumped into action and organized a "Re-Leaf Macon State College" capital campaign, raising over three million dollars in five years and increasing the original 16 gardens to 36. This garden now boasts 3000 trees, 185 individual species and 150 cultivars.

Sustained commitment to the goals of National Garden Clubs, Inc., Dr. Waddell Barnes is indeed deserving of recognition by receiving the 2014 Award of Excellence.

## **Judy Seydel** #23 AWARD OF EXCELLENCE

The NGC Award of Excellence #23 for a non-member is given to an individual in recognition of outstanding leadership, organizational skills, and personal volunteer hours spent towards constructing and expanding a Friendship Garden in her city.

In 2011, the city of Idaho Falls, Idaho, gave permission to a volunteer group to develop a small portion of an island as a garden to celebrate the 30th anniversary of its sister city, Tokia-mura, Japan. Located in the historic district of downtown Idaho Falls, this island is important as the site of the first bridge to span the Snake River in eastern Idaho. The area was overgrown with weeds, brambles, dead trees, remains of an old fish hatchery, and a pond crumbling away exposing old rusted rebar. It was a haven for vagrants, graffiti artists, and other unwanted accessories. The initial grant from the city to restore this garden was \$2,800.

The leading volunteer, Judy Seydel, a retired science teacher at Idaho Falls High

School, gave countless hours of leadership and direction to keep the initial excitement for restoration in motion, moving this city renovation project in Idaho Falls forward.

In particular, accomplishments under her leadership are:

1. The development of a three-year master plan, which included: approval by the City Parks Department; a professional landscape plan, with appropriate plant choices; a plank bridge; a quiet pond; and a winding stepping-stone path. Benches and handrails were provided and built by volunteers.

2. Leadership talent in organizing other volunteer groups to participate, including three local garden clubs, and other civic groups, such as Master Gardeners,

Rotary Club, Sister City Association, Master Naturalists, Native Plant Society, Certified Arborists, retail and

financial businesses, along with many unaffiliated individuals.

3. Successfully worked with others to raise over \$59,000 towards the Friendship Garden, including grants applied by the Garden Clubs of Idaho, Inc.

4. Directed over 250 volunteers who dedicated more than 7,500 hours of work for operation and maintenance.

This historic site has been restored, expanded and enhanced, as a direct result of Judy Seydel's selfless leadership. With its hillside view of the Snake River, the beauty of the park encourages visitors to linger and find inspiration in the beauty of flowing waters, quiet ponds, lush flora, benches, and walking paths. This park now offers outdoor classrooms for youth groups, teaching many horticulture topics. It shows respect for the broad diversity of community interests, history, and culture with their sister city, Tokai-mura, Japan. The garden club has also dedicated a Blue Star Memorial Marker on the property.

The members of the Garden Clubs of Idaho, Inc., have been inspired by Judy's dedication and nominated her for this high recognition. It is our honor to recognize

Judy Seydel with National Garden Clubs' Award of Excellence by a non-member.

—**Gay Austin**,  
*Award of Excellence  
Chairman and NGC  
3rd Vice President*



*Above: Dr. Waddell Barnes; at left: Judy Seydel and Allen Barnes, who accepted the award on behalf of his father, who was unable to travel to Oklahoma due to illness.*

# The Galápagos

## NGC Tour and Environmental Studies Refresher with Optional Extension to Machu Picchu

October 30 - November 9, 2015

NGC members, families, and friends will have the opportunity to experience the fascinating Galápagos Islands aboard the *National Geographic Endeavour*, an expedition ship equipped to give you the most engaging experience possible. Like a floating safari camp, the ship will be your base for an unforgettable 10-day expedition—immersing you in a movable feast, a panoramic experience of the Galápagos Islands. You will sail from island to island to make fresh discoveries daily.

The Galápagos are famous for its endemic wildlife—animals separated from their main population and adapted to their environment, eventually changing to become a new species. There are as many as 26 endemic species among the islands, including Darwin's finches, Galápagos giant tortoises, marine iguanas, and Galápagos penguins. The wildlife of the Galápagos is legendary for its lack of an instinctive fear of humans. Sea lions loll on the beach next to us. Birds land on our camera lenses and stand in the middle of the trail ignoring us as we carefully walk around them.

There are daily activities for all ages. Zodiac cruises happen daily and are perfect for relaxed exploration with a naturalist's narration, as well as an ideal platform for Galápagos photography. Or you can choose to take a ride on the *National Geographic Endeavour's* glass bottom boat for an undersea experience. Taking a long hike or a short, slower walk with your naturalist guide is a wonderful way to explore the unique wonders of each island. The healthy diversity of specialties—marine biology, evolutionary biology, ornithology, and more—and personalities on the *National Geographic Endeavour's* team means



*The blue-footed booby begins his dance.*

you can gravitate to the naturalists whose interests and personalities most appeal to you on any given day for any given activity. You are never directed into groups or assigned. And the generous staff-to-guest ratio means you have plenty of choices every day.

Our ship-based Galápagos wildlife travel allows you to explore the undersea, too. You'll have the chance to snorkel almost every day and sometimes twice a day. The

ship carries complete snorkel gear, including wet suits in every size. And everyone can visit the undersea, via video shot by an undersea specialist, in the lounge during the evening cocktail hour.

Talks by naturalists will be offered on some afternoons as well. And when the ship is underway, it's a wonderful time to stand on the bow with a naturalist or photo instructor and scan the horizon for whale spouts, visit

the bridge, or go to the upper deck at night for a bit of stargazing.

—For more information, contact **Mary Ann Bryant**, *NGC Tours Chairman*, at [maryannbryant1@gmail.com](mailto:maryannbryant1@gmail.com) or 770-893-1570.

## Optional Extension

### Peru's Land Of The Incas

November 8-13, 2015

For one perfectly paced week, you will explore an extraordinary melting pot of Peruvian history and culture, firmly rooted in Amerindian and Spanish traditions, with influences from Africa, Asia, and Europe as well. You will see the architectural achievements of the Inca Empire, including Machu Picchu, Ollantaytambo, and the vast Sacsayhuamán Fortress; and you'll experience the decorative arts: pottery, textiles, jewelry, and sculpture, which reveal the sophistication of their artisans. You'll discover first hand how the past echoes through contemporary life. Expert guides will introduce you to the art, music, and cuisine of this remarkable country. And each night your active days end at a succession of gracious and elegant hotels.

You will experience a variety of sites

and activities on this expedition. There are opportunities for walks in the Sacred Valley of the Inca and leisurely jaunts through local food markets. You'll see the legendary sites, enjoy the vibrant local life, absorb the arts and music of the culture, and experience the daily pleasure of savoring the unique flavors of the region with its diverse spices and produce.

There's no denying the appeal of simply "people watching" during your journey—getting a sense of the local customs and dress. Narrow cobbled streets, charming courtyards, and ancient stone walls are the backdrop for scenes of local life. Market sellers offer vibrant textiles, fresh regional produce, and traditional wares. Contemporary artists reflect their rich heritage. Musicians play indigenous instruments to keep the sounds of the past alive. Outside influences from foreign settlers are evident, broadening the scope of the cultural landscape. Needless to say, this is a paradise for photographers. Maybe it's the expression on a storied face at the market or sunset on a flower-lined footpath—the photo ops are nonstop.

NGC members participating in the optional post-voyage extension will be eligible to receive refresher credit for Gardening Studies School and/or Landscape Design School.

The price for the Galápagos tour aboard the *National Geographic Endeavour* ranges from \$6,290 to \$10,280, depending upon cabin category. The optional Peru extension is priced at \$4,990, double occupancy.



## Choices Matter: They Affect Our World

Headlines paint a bleak picture of the condition of our world—from global warming, to the loss of rain forests, to pollution, to overpopulation, to world hunger—major issues are negatively impacting our environment. When you read the headlines, hear the news, or watch films designed to get your attention and evoke fear, the issues are so overwhelming it seems there is nothing you, I, or anyone else can do to help. We need to go back to our roots, to learn from mistakes made, and try to make better choices for the future.

My roots began in the West—a small corner of the world known for its vast and diverse landscape, wide open spaces, and for the pioneers—the brave, adventurous, dedicated, hardworking, spirited men and women who made the choice to come west in search of a better life—a better life for themselves, and ultimately paving the way for you and me. When they arrived, the West was completely foreign to the early pioneers and they were not prepared to adapt to their new home. The terrain, soil, and available water supply were not suitable for crops and landscapes they were accustomed to, and in their eagerness to take control, one of the first steps was to “tame the river” by building dams and diverting the water. What started on a small scale has exploded into a massive operation with people and the government ultimately fighting over water rights. As the population continues to increase, more demands are made on our natural resources, with roads and super highways being built, more electricity required, and more vehicles and equipment on the roads. The West is becoming over-crowded and faces disastrous problems, such as logging, toxic deposits, nuclear waste sites, and unchecked development. This isn’t what the pioneers envisioned when they made the choice to head west.

When I look to the present, the most obvious place is home. I live in Yuma, Arizona, known as the “Winter Lettuce Capital of the World,” where agriculture is our major industry, providing winter vegetables to people around the world. Through leadership roles in 4-H and FFA, I have learned a lot about agriculture and its impact on our community and the world. I admire and respect American farmers and the responsibility they have of feeding the world. I think the pioneer and the farmer have a lot in common—much like the pioneer, the farmer is hard-working, dedicated, enduring the elements to put food on the world’s table. Everyone depends on agriculture for their daily needs—from the food we eat, to the clothes on our back, to the homes we live in—agriculture touches everyone’s life. Most farms are owned by families; agriculture employs more than 24 million Americans; and the average farmer in the United States feeds 155 people. That says a lot about our roots and the character of the people entrusted to supply safe, affordable food for our families.

As much as we rely on agriculture, it is hard to see so much rich fertile farmland being developed into shopping malls, recreational home parks, and sports arenas. More and more demands are being placed on the farmer to produce more food with fewer resources—in fact, experts predict that by 2050 the population will grow from 7 billion to 9 billion. It is estimated that 3,000 acres of productive farmland are lost to development every day. Once the farmlands are gone, they can never be replaced. Land is soil, trees, and nature, but it is also home and community—a part of our physical and mental health, security, prosperity, our freedom and power.

Theodore Roosevelt said, “In any moment of decision, the best thing you can do is the right thing. The worst thing you can do is nothing.” It is time for my generation to become the pioneer and do something—to take responsibility, to educate ourselves, and to learn from our past mistakes. Change starts with a choice and every action has its affects. The world is depending on us!

—**Brad Burch** graduated this spring from Gila Ridge High School, Yuma, Arizona. He was sponsored by Pecan Grove Garden Club, Yuma, Arizona.

# 2014-2015 NGC High School Essay Contest

## *Choosing to Make a Difference for a Better World*

The High School Essay Contest is open to High School students attending 9th through 12th grades. A \$1,000 National Garden Clubs scholarship will be awarded to the National winner. If the winner is an underclassman, the \$1,000 Scholarship will be held by NGC, Inc., without accrued interest, until such time that the student enters college. At that time, the money will be forwarded to the Financial Aid Officer of the college that the student will enter. The second place winner will receive \$100. The contest must be sponsored by: a single garden club, group of member clubs, councils or districts or a State Garden Club. All entries become the property of National Garden Clubs, Inc.

**Length of essay:** Between 600-700 words. The entry will be penalized if the essay does not conform to the required length. All words are to be counted. All entries must be typed and titled. Students should write the essay so it is suitable to be published in the NGC publication, *The National Gardener*.

### Scale of Points

#### Content – 65

Knowledge of subject – 25

Practicality of proposal – 10

Originality – 15

Subject matter well organized/clarity of presentation – 15

#### Composition – 25

Vocabulary – 15

Conformance to length – 10

#### Manuscript – 10

Wallet-size photograph (optional), name, address, phone number, school attending, grade, list of activities and sponsoring club – 5

Neatness – legibility (a plastic folder keeps the manuscript neat) – 5

### Contest Deadline

Club entries must be sent to **YOUR State Awards Chairman: Observe State Deadline.** If you are not sure who your state awards chairman is, contact your State President.

State winners must be sent to **Regional Chairman by January 1, 2015.**

Regional winners must be sent to **National Chairman by February 1, 2015.**

—**Lynne Ehnert**, Essay Contest Chairman, W143 N6828 Aspen Drive, Menomonee Falls, WI 53051; lehnert@wi.rr.com; Phone (262) 251-0452

*Plagued by chiggers and mosquitoes when you garden? Are ticks a concern?*

#### All-Natural Insect Sprays



- No pesticides or harmful chemicals
- All natural, non-toxic and chemical free
- Scientifically tested and proven to work
- Child and pet safe
- Pleasant smell
- Easy-to-use
- Kills and repels common household pests, like bedbugs, ticks and more



**Place your order today at [www.naturalinsectsprays.com](http://www.naturalinsectsprays.com)**

Fund Raising for Organizations – Example: 30 people sell 10 (3.3 oz) bottles each - Club earns \$1800

Call (660) 562-3331 or (208) 409-9386

# It's a Bug-Eat-Bug World

Tiny hoverflies zoom and hover on flowering plants, feeding on pollen and nectar. These beneficial insects help pollinate while their larvae are busy feeding on aphids and other softbody pests.

Let's pay a tribute to natural methods of pest and weed control in the garden. We're all looking for new ways to reduce and eliminate the need for pesticides and herbicides. Not only are natural methods better for the environment, they are safer for us. We all want to minimize chemicals around our family and pets. Here are some tips that home gardeners can incorporate.

## Attract predators that will eat bugs.

You probably know that ladybugs are very effective against aphids. But did you know they'll devour mealy bugs, leaf hoppers, scale and thrips, too? Green Lacewings feed on nectar, pollen and aphid honeydew. Their offspring, often called "Aphid Lions," emerge with a huge appetite for aphids, spider-mites, thrips, white-flies, leafhoppers and even mealy-bugs, eating their fill before repeating the lifecycle. We use a predatory mite that has a constant craving for the destructive European red and two-spotted spider mites. Hoverflies, also called Syrphids, look like tiny bees but are easily distinguished by their huge eyes and single pair of fly-like wings. They will visit and multiply wherever there is an abundance of flowering plants, and their larvae can devour an entire aphid population!



*Hoverfly*

## Mulch is beautiful and beneficial

To suppress weeds, forget the herbicides; keep them at bay with mulch. Make your own, or look for packaged organic mulches and regional alternatives, such as rice hulls or shells from walnuts, pecans, and pistachios. At our nurseries, we use pecan shells, which are

especially effective at eliminating Liverworts, a troublesome weed. Do you have weeds that sprout up in cracks in your driveway or sidewalk? Get a kettle of boiling water and pour directly on the weed to kill it. (Just don't do this near plants you want to keep alive!)

## Healthy soil teeming with beneficials

Pesticides not only kill bugs on the surface (both good and bad ones), but they soak into the soil and harm earthworms and other beneficial creatures, such as the soil-dwelling predatory mites that help control thrips, soil pests, and fungus gnats. Some research is showing that these mighty mites will attack the very destructive varroa mite in honey bee hives—great news for our fragile bee population. Good compost is one of the best, natural methods to suppress disease.

—monrovia.com



# Good Bugs In The Garden

Bugs tend to get a bad rap. Yet many bugs we often think of as pests—such as spiders, ants, and wasps—are actually super beneficial for your yard!

**Predatory Beetles and Bugs**—Tiger, soldier, ground and ladybird beetles, along with assassin and pirate bugs, are a few you should welcome to your garden as residents. Why? Because they dine on other bugs that will try to make your plants their next snack.

**Bees, Wasps and Ants**—Don't be so quick to shoo away bees. Bee species are important pollinators, which are largely responsible for seeds, nuts, berries and other fruits that form the bottom of the food chain—feeding both people and wildlife.

**Caterpillars**—More than 95 percent of backyard birds rely on caterpillars as a primary food for their young. Attract caterpillars to your garden and you will also be attracting more birds.

**Spiders**—Spiders are some of the most helpful garden invertebrates. All spiders are predatory and feed on insects that could be a threat to your garden.

**Dragonflies and Damselflies**—These aerial acrobats are a double threat. In their adult phase, they feed on all manner of unwanted flying insects, from mosquitoes

## Learn To Make Authentic Japanese Flower Arrangements



Ikebana professor Vera Arnold brings 40 years teaching experience to guide you step-by-step in making eight beautiful arrangements in this high-quality, professionally packaged, 72-minute DVD. Discover creative ideas and how to select and position flowers using this ancient art — \$12. **The Ikebana Studio Special: Buy one, get one half off to share with a friend!** Free S/H in U.S. Please make your check or money order payable to Christy Arnold. 1721 N. Daffodil St., Tempe, AZ 85281.

to biting flies and gnats; and their aquatic larvae are no slouches either, devouring the larvae of the same pests.

**Plant Innate Insect Repellent**—One way to keep damaging insects away from your garden is to mask the other plants' scents. You can easily do this by mixing fragrant herbs like basil, chives, oregano, rosemary and sage in with your other plants. Because the strong-smelling herbs mask the scents of desirable plants, insects often will leave them alone.

—birdsandblooms.com



Black Swallowtail Butterfly Caterpillar

# Children's Book Reviews

Nicki Schwab

Children's Book Review Chairman  
mako261mom@aol.com

## Tippy the Raindrop



Theodora

*Tippy the Raindrop*, by Theodora Klein-Carroll, Balboa Press; ISBN-13: 978-1452557250

*Tippy and the Runaway Cloud*, by Theodora Klein-Carroll, Balboa Press, ISBN-13: 9781452573908

Ever wonder what it would be like to be a raindrop, and all you ever wanted to do was to water a seed to make it grow? Then look up to the clouds, and enjoy the imaginative adventures of Tippy, the Raindrop!

In both of these adorably illustrated books, Tippy, the Raindrop, teaches small children the virtues of patience and persistence when wanting to do what is right! Clouds, snowflakes, and north winds try to get in

his way, but Tippy will prevail to make his dreams come true!

Happiness, innocence, and joyful fun will shower little readers with the courageous journeys of *Tippy the Raindrop* and *Tippy and the Runaway Cloud*.

More fun from the sky! The small reader can color, cut, and assemble a small mobile at the end of the story! Enjoy this cute little Tippy, the Raindrop! You, too, will be sitting on a cloud!

## TIPPY AND THE RUNAWAY CLOUD




Theodora Klein-Carroll

### Finding Public Gardens

We had no idea a garden was there!

A new FREE web site—[www.VisitGardens.info](http://www.VisitGardens.info)—shows every public garden in the U.S. and Canada (1700+) mapped on your computer, smart phone or GPS. It includes address, phone, directions and links to web sites, photos, and reviews. AHS reciprocity (often free admission) is indicated and restaurant info, too.

# Landscape Design Schools

 Congratulations and thank you to the many states that have scheduled or have planned a Landscape Design Course or Refresher this spring, over the summer or in the fall. If your state has not held a Course or Refresher, it is hoped that one of these will be a major consideration by the state presidents as they conclude their administration.

State LDS chairmen are urged to use the online forms found on the NGC website, [www.gardenclub.org](http://www.gardenclub.org), under Landscape Design. These forms are interactive and an electronic signature may be placed on them when required. The forms may be sent electronically, once saved as a document, to the required LDS chairmen. If a problem arises with any form, please advise this chairman. Choice is involved here. Please make a wise one.

—Jane S. R. Bersch, NGC LDS Chairman,  
[Janebersch@aol.com](mailto:Janebersch@aol.com)



*Ornamental Pepper NuMex Easter*

## Tour Nicaragua

January 10-21, 2015

See tropical flowers, volcanoes, rainforests, wildlife, birds, and coffee production. Meet friendly people. Enjoy fresh tropical foods. Small group tour led by couple familiar with Central America. For details, call or e-mail Bruce and Sharon Beck at (573) 785-3871 or [beckbugs@mycitycable.com](mailto:beckbugs@mycitycable.com).

AAS 2014 Winner

## Ornamental Pepper NuMex Easter

NuMex Easter (*Capsicum annum*) is a compact, well-branched, uniform-in-size plant that displays small clusters of four to six fruits on top of the plant in a range from lavender to light yellow and when fully mature a light orange. The colors of the fruit resemble the pastel colors of Easter eggs. Besides Easter, the plants are popular year-round, and excellent in pots, on patios, or for outdoor use. The AAS winner was bred by the Chile Pepper Institute at New Mexico State University.

This ornamental chile pepper variety can be grown indoors where they will require at least 12 hours of good quality sunlight. Plants will need to be watered when the top ½" of soil becomes dry. Soak pots then allow them to drain completely; never allow the plants to sit in water. Fertilize every three months with a balanced fertilizer. Remove chile pepper pods when they begin to dry.

If growing this ornamental chile pepper variety in outdoor beds or pots, they will require at least 12 hours of good quality direct sunlight. Fertilize every month with a balanced fertilizer during the growing season. Ornamental chile pepper varieties are frost tender and will be killed off after the first hard freeze of the season.

—All-America Selection.org

# NGC Schools News

Environmental Studies, Gardening Study, and Landscape Design Schools are alive and well, with course offerings all over the country. Eight hours of formal schools committee meetings at the recent NGC convention, in Oklahoma, were insufficient to address all of the things we are trying to accomplish. Additional informal meetings were held. Progress was made on the development of new school forms with the ultimate goal of one set of common forms for all three schools. The recently updated "Environmental Studies School Student and Consultant Brochure" is available on the NGC website. Gardening Study School is reviewing its curriculum for possible revisions. The Landscape Design School Committee has begun exploring options for a new text because *Stewards of the Land* is no longer published and existing supplies will dwindle.

Eight multiple refreshers (including three completed events) are already scheduled for this year, exceeding the number held last year. This includes the first Tri-Refresher

held by our International Affiliates. The theme and title of the Tri-Refresher, being sponsored by my California Consultants Council (in conjunction with our state convention), is "Together Our Choices Matter." This will include two tours and three lectures

on our environmental, gardening, and landscape design choices. You are welcome to borrow this concept emphasizing the theme of this administration.

All Multiple Refresher forms are updated and interactive, and Environmental Studies Schools forms are interactive, on the website. Interactive forms are now able to include electronic signatures which will help us record the various approvals needed in the course of administering schools.

Remember that an incentive to become a Master Consultant, and a perk for being one, is that one who holds Master Consultant status in more than one school may receive simultaneous credit at one Multiple Refresher for each of the schools in which she/he is a Master. All other refreshing Consultants receive credit for one school only.

When completing any school forms, including Multiple Refresher forms, that include the field Last Certificate Date, that information means the date of the most recent course or refresher taken for credit, not your good-standing date. It is critical that we receive correct information in this field in order to determine and validate the student's or consultant's eligibility to receive credit from the course or event.

We are still getting questions about the elimination of the requirement to submit

TNG labels when becoming a Consultant or refreshing. We still want you to subscribe to and read *The National Gardener*—you just do not have to submit proof of that.

I have become aware that some who are considering conducting ES, GS, and LD

schools (especially in states that have never conducted them and in states that have not conducted them for many years) are intimidated by the belief that instructors



are obtained in the same manner used for Flower Show Schools (requiring provision of travel and lodging or reimbursement of travel and lodging expenses and utilizing a finite number of approved instructors). This is not true for ES, GS, and LD Schools. While obtaining instructors can be a challenge, you have a much bigger pool to draw upon—essentially all who have degrees or teaching or professional experience or specialization in the subject areas that are taught in our schools. Instructors are credentialed on an ongoing basis. You negotiate with them for a total fee or a fee per class hour and you may negotiate to include mileage reimbursement and to cover incidental expenses, such as for audio-visual equipment. If the instructor will be present around lunch time, lunch is generally offered. Follow the specific instructions and requirements in the *Handbook or Operations Guide* for each school.

Choices matter. Education is the key. When we know better, we will do better. All are invited to participate in NGC Schools and Refreshers so that we may be better informed and so we can educate our communities to make beneficial environmental, gardening, and landscape choices. We can all make a world of difference.

—**Greg Pokorski**, *ES, GS and LD Schools Coordinator*, [GregPokorski@earthlink.net](mailto:GregPokorski@earthlink.net)

## Fifty-cent Plant Markers

[www.PlantWaterRing.com](http://www.PlantWaterRing.com)

## NGC Calendar

### Conventions

- 2015 Louisville, Kentucky  
May 11-18 (Installation year)\*
- 2016 Grand Rapids, Michigan  
May 2-6\*
- 2017 Richmond, Virginia
- 2019 Mississippi

### Fall Board Meetings

- 2014 Des Moines, Iowa  
September 24-28
- 2015 St. Louis, Missouri  
September 15-19
- 2016 Portland, Maine  
September 19-25
- 2017 St. Louis, Missouri

\* Dates are Tentative

## Grants, Development, and Bequests

**N**ational Garden Clubs does not have a corporate sponsor to assist clubs with their meaningful community projects as we did in past decades. This committee is often approached by clubs inquiring about assistance. Recently, I was asked about funding a school community garden project, another time it was a memorial garden.

We know that you would like to help us but may not know how. One idea you might consider is a charitable bequest. A bequest is a gift you can make without using any of your current resources. It is simply a commitment made in your will to leave a future amount, asset, or percentage of your estate to us. Your gift is important to us because it will help us continue our work in the future. And you can designate exactly which program you wish to support.

Create your Legacy. Assist your family. See that your resources are given to those groups that have been important to you in your walk on this earth.

—**Pat Westgard**, *Chairman, Grant, Development, Bequests Committee*

# Book Reviews

Linda Jean Smith

NGC Book Review Chairman

■ ***Improving Your Soil; A Practical Guide to Soil Management for the Serious Home Gardener*** by Keith Reid, Buffalo, NY, Firefly Books, 2014. Large paperback, 272 pp., ISBN 978-1770852263, \$29.95.

Keith Reid is a soil scientist with over 30 years' experience in assessing soil and advising growers on soil management issues. Presently, he is a soil scientist at Agriculture & Agri-Food Canada in Kitchener, Ontario, Canada.

The book is divided into 13 chapters, which cover everything you ever wanted to know about soil, and then some. Drawings, pictures, and tables are used to help the reader understand. There are also appendixes that give soil terms, laboratories for testing garden soils, agricultural and horticultural extension resources, and chemical symbols and formulas. Although this is written by a Canadian, references do include the United States.

Reid states in his introduction that his "goal in writing this book is to demystify soil and offer practical methods that will allow you to grow a better garden." The book is expressly designed for small plot, community or hobby gardeners with small or medium-sized gardens and not for the commercial gardener. According to Reid, "Every soil presents unique challenges and offers unique advantages. If you know your soil, it is easier to understand how it will behave in response to your management and the weather. You can choose to work with your soil, or you can try your will upon it, despite what the soil is telling you. The results, I can predict with confidence, will be quite different."

This book is a must for Gardening Consultants, and if you took, or are going to take, Gardening Study School, Course I, this should be a handbook. Everything that is talked about on soils in Course I is explained in detail and with clarity in this book.



■ ***Simple Flower Arranging: Step-By-Step Designs & Techniques*** by Mark Welford & Stephen Wicks, NYC, NY, DK Adult, 2013. Medium paperback, 256 pp., ISBN 978-1465415882, \$25.00.

Mark Welford and Stephen Wicks are owners of the award-winning Bloomsbury Flowers in London's Convent Gardens. Former Royal Ballet dancers, they have supplied bouquets to the Royal Opera House and many famous clients since 1994.

This design book is not for the flower show judge. However, for the beginning flower arranger it covers a lot of basics with decided clarity. The first section is "Getting Started," which includes color palette, containers, equipment, flower shapes, and foliage. "Maintenance and Tips" discusses conditioning flowers and foliage, cleaning containers, and other good notes to help get started. "Arrangement Choosers" helps the designer decide what type of design they want to do. The authors' categories are bright and sunny, fresh and cool, calm and deep, and bold and intense. The largest section of the book is on design styles and includes bouquets, informal designs, vase arrangements, floral foam displays

(which talk about designing in floral foam), planted designs, and large-scale designs. Perhaps not what a flower show arranger would think of, but certainly what the home arranger would.

Each page of the book is full of colored photographs, which help explain the concept the authors are pointing out. Each section gives several designs with a list of what you will need in plant material to create the design and what other materials you will need. Then the authors show you step-by-step how to create the design. In some cases, samples of the design are shown in each of the four "arrangement choosers" colors. In some instances, the reader is even shown how to make the container, such as a glass jar with sticks of kindling wood. The floral-foam section gets into making topiaries, pyramids, floral balls, and pillows. Also included in the book: how to make a wreath and a garland.

## Fifty-cent Plant Markers

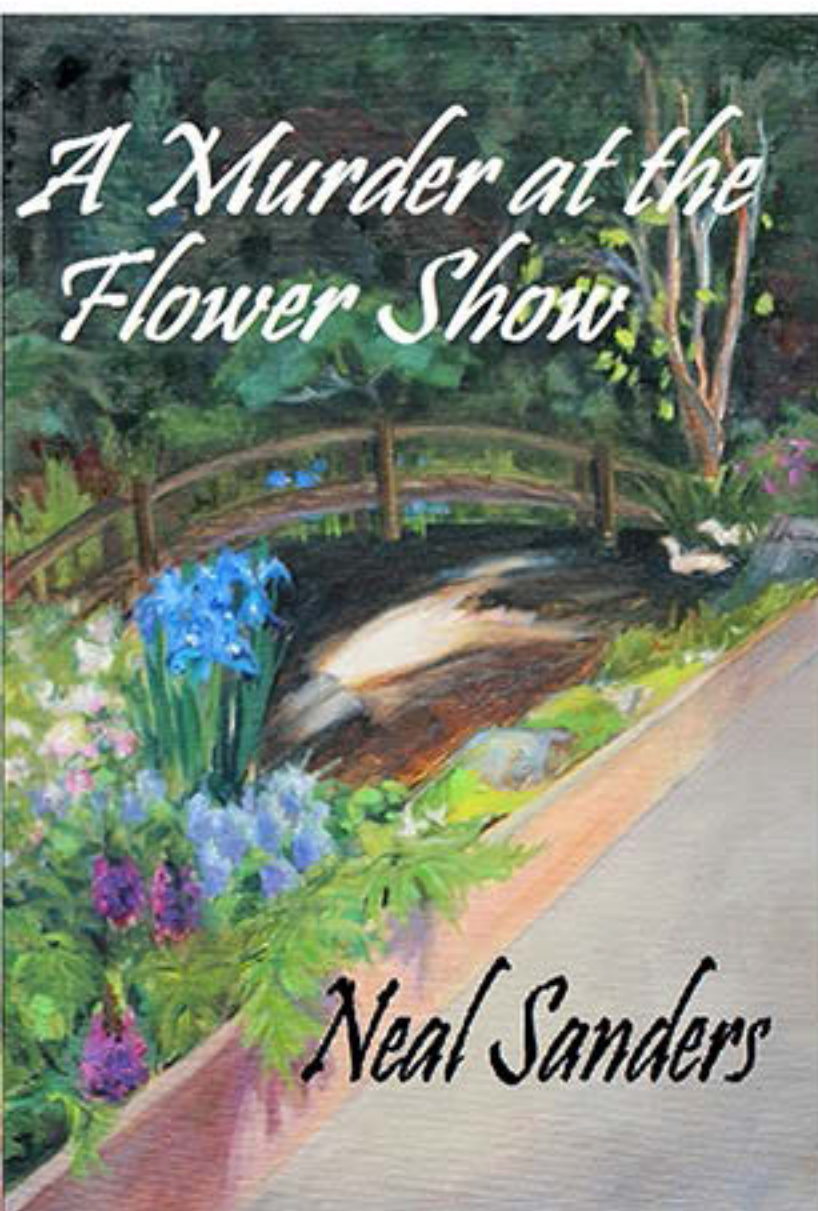
[www.PlantWaterRing.com](http://www.PlantWaterRing.com)

Most of the designs may not work for the standard flower show, but they will work for the standard home and appear easy-to-do with the directions given. The flowers used are usually easily obtained at the grocery floral section.

■ ***A Murder at the Flower Show* by Neal Sanders, Hardington Press, 2014. Paperback, 290 pp., ISBN 978-1495954061, \$14.00.**

Neal Sanders is a retired high technology executive and author who was Chairman of Blooms at the Boston Flower & Garden Show from 2010 to 2012.

This book is different from the ones I normally review. It is a murder mystery, but for those who have ever participated in a flower show, this becomes a fun read. It's the story of a not-so-nice horticulture director who is found dead in the pond of one of the landscape exhibits at a major flower show the morning of the opening day. There is a long list of suspects and the police are having a hard time finding who "dunnit." They need to learn a lot about how the show runs in order to solve the murder. The mystery is more centered around the landscape section than the floral design section, and as the author chaired a division of the Boston Flower and Garden for three years, he is familiar with all the goings on. Based on the typical English country house mystery, this is a wonderful book to take with you to the beach or to curl up with on a rainy day. This is the eighth mystery by this author. He has two others that revolve around a garden club: *The Garden Club Gang* and *A Murder in the Garden Club*. I didn't know garden clubs and flower shows could get so interesting.



# Honey Bee Update

**A**y early survey of beekeepers,

released recently, shows fewer colony losses occurred in the United States over the winter of 2013-2014 than in recent years, but beekeepers say losses remain higher than the level that they consider

to be sustainable. According to survey results, total losses of managed honey bee colonies from all causes were 23.2 percent nationwide. That number is above the 18.9 percent level of loss that beekeepers say is acceptable for their economic sustainability, but is a marked improvement over the 30.5 percent loss reported for the winter of 2012-2013, and over the eight-year average loss of 29.6 percent.

More than three-fourths of the world's flowering plants rely on pollinators, such as bees, to reproduce, meaning pollinators help produce one out of every three bites of food Americans eat.

"Pollinators, such as bees, birds, and other insects are essential partners for farmers and ranchers and help produce much of our food supply. Healthy pollinator populations are critical to the continued economic well-being of agricultural producers," said Agriculture Secretary Tom Vilsack. "While we're glad to see improvement this year, losses are still too high and there is still much more work to be done to stabilize bee populations."

There is no way to tell why the bees did better this year, according to both Pettis and Dennis vanEngelsdorp, a University of Maryland assistant professor who is the leader of the survey and director of the Bee Informed Partnership. Although the survey, conducted by the U.S. Department of Agriculture and the University of Maryland Bee Informed Partnership



shows improvement, losses remain above the level that beekeepers consider to be economically sustainable. This year, almost two-thirds of the beekeepers responding reported losses greater than the 18.9 percent threshold.

"Yearly fluctuations in the rate of losses like these only demonstrate how complicated the whole issue of honey bee health has become, with factors such as viruses and other pathogens, parasites like varroa mites, problems of nutrition from lack of diversity in pollen sources, and even sublethal effects of pesticides combining to weaken and kill bee colonies," said Jeff Pettis, co-author of the survey and research leader of the Agricultural Research Service (ARS) Bee Research Laboratory, in Beltsville, Maryland.

The winter losses survey covers the period from October 2013 through April 2014. About 7,200 beekeepers responded to the voluntary survey.

Recently, USDA launched the People's Garden Apiary bee cam at the USDA headquarters, in Washington, D.C., as an additional effort to increase public awareness about the reduction of bee populations and to inform Americans about actions they can take to support the recovery of pollinator populations. The USDA "Bee Watch" website ([www.usda.gov/beewatch](http://www.usda.gov/beewatch)) will broadcast honey bee hive activity live over the Internet 24 hours per day, 7 days per week. Created in 2010, the People's Garden Apiary is home to two beehives. The bees are Italian queens, the most common bee stock and the same used in many honey bee colonies throughout the United States.

—U.S. Department of Agriculture



# NGC Roster Changes & Additions

2013-2015 Board of Directors

## Executive Committee Elected Officers

Third Vice President, Gay Austin,  
[gaylaurustin@gmail.com](mailto:gaylaurustin@gmail.com)

## Golden Circle

Member, Jean Gipson, 1606 Heern Dr., Apt.  
2228, Jonesboro, AR 72401-5134

Members, Add:

Della Colver Barry

Elizabeth K. Coffey

Nell Denman

Elise Haymans

Nan Jean Roller

June P. Wood

Marjorie Hollandsworth, Rose Terrace, 30  
Hidden Brook Way, Culloden, WV 25510

## Calendar Committee

Member, Joy L. Ericson, 903 Barley Drive,  
Wilmington, DE 19807-2531,  
[jelericson@aol.com](mailto:jelericson@aol.com)

Add: Member, Sandy Mangels, Rua Angra dos  
Reis 267, 267 Chacara Flora, 04643 060  
S. Paulo, SP, Brazil; [sandy.mangels@yahoo.com](mailto:sandy.mangels@yahoo.com)

## Conventions & Fall Board Meeting Committees

Add: 2016 Convention Chairman, Marge  
McGoff, 06016 Pine Lake Club Drive,  
Charlevoix, MI 49720-9399; [MargeM@chartermi.net](mailto:MargeM@chartermi.net)

Add: 2016 Convention Vice Chairman, Sharon  
Yantis, 6306 Cherrywood St., Portage, MI  
49024-2331; [Sharon.yantis@sbcglobal.net](mailto:Sharon.yantis@sbcglobal.net)

Add: 2016 Convention Vice Chairman, Carol  
Sue Brodbeck, 6410 Crane Road, Ypsilanti, MI  
48197-8850; [brodbeck@aol.com](mailto:brodbeck@aol.com)

2014 Convention Vice-Chairman, Judy Grotts,  
[grotts@cotc.net](mailto:grotts@cotc.net)

## Horticulture Committee

Roadside Beautification, Debi Harrington, 1228  
Landman Dr. NE, Albuquerque, NM 87112-  
6069; [photodebi@gmail.com](mailto:photodebi@gmail.com)

International Affiliates Activities Committee  
IA Calendar Committee

Delete: Gilda Apedole de Garcia (deceased)  
Add: Sandy Mangels

## Liaison Committee

Creative Flower Arrangers of America (CFAA),  
Sandra Walters, 872 Dartmoor Circle,  
Nokomis, FL 34275; [sanwal@verizon.net](mailto:sanwal@verizon.net)

Add: United States Floral Design Society,  
Shirley S. Nicolai

## PH&E Trustees

Trustee, Jeanette Pruin,  
[jbandrjpruin@comcast.net](mailto:jbandrjpruin@comcast.net)

## Strategic Planning Committee

Vickie Godwin, 3440 Carroll Creek Rd.,  
Keswick, VA 22947;

## Roster of State Presidents

Garden Clubs of Idaho, Inc.

Delete: Karen Mallon

Add: Janet Petersen, 730 E. Highland View  
Drive, Boise, ID 83702-1919;  
[janetnpeter@gmail.com](mailto:janetnpeter@gmail.com)

Federated Garden Clubs of Vermont, Inc.  
[www.vermontfgcv.com](http://www.vermontfgcv.com)

Underline Denotes Change



## The National Gardener

**Winter Issue - Jan-Feb-Mar**

Will be mailed January 1

**Spring Issue - Apr-May-June**

Will be mailed April 1

**Summer Issue - July-Aug-Sept**

Will be mailed July 1

**Fall Issue - Oct-Nov-Dec**

Will be mailed October 1

**Deadline**

for the Fall Issue

**Copy due by August 1, 2014**

# Escuela de Exposiciones de Flores

*How deeply seated in the human heart is the liking for gardens and gardening.*

~Alexander Smith

**E**n el momento de juntarse las jardineras, nos ponemos a charlar sobre nuestros temas favoritos: las últimas introducciones en el mundo de las plantas, cuales plantas sucumbieron al brutal invierno experimentado en casi todo el país, y las optimistas, qué vamos a cultivar este año. Los grupos de diseño siguen incentivándonos a practicar con los diseños que más nos cuesta ejecutar. Siempre estamos buscando recipientes y esculturas diferentes, objetos que nos pueden servir, y otros componentes que embellecerán nuestros esfuerzos de interpretar los temas y expresar las emociones en el diseño artístico.

¿Por qué le dedicamos tanto tiempo y esfuerzo a estos quehaceres? ¿Será porque hemos sentido placer y satisfacción durante la búsqueda, que ahora queremos compartirlos? ¿Estás esforzándote por compartir con otros este mágico mundo nuestro, para que ellos también puedan ampliar sus horizontes conociendo, cultivando y exhibiendo?

Además del *Manual NGC de Exposiciones de Flores*, Edición 2007, hay un suplemento Compendio Personal e Instructores de EEF, Revisado 2007. Todos los Consejos, Distritos o Países que organicen una Serie de la Escuela de Exposiciones de Flores DEBEN tener este librito. (Disponible en Servicios al Miembro en NGC Headquarters, cambios en el website de NGC). (Nota: También hay una versión traducida, pedirle a [swray.ar@gmail.com](mailto:swray.ar@gmail.com)). Este librito lo debería leer el director general, como así también el director local y cada instructor. Dado las preguntas que recibe este Director,

es evidente que no se está leyendo esta publicación.

**Pregunta:** Nuestro Consejo de Jueces decidió organizar un Simposio este verano, pero les es difícil encontrar instructores dispuestos o libres de venir dentro de dos meses. ¿Cuánto tiempo necesitan para planear?

**Respuesta:** Compendio, Pág. 60 VI. B. Se debe extender la invitación no menos de cuatro meses antes del curso o simposio programado. Esto es porque el instructor necesita mucho tiempo para planear su viaje, y para preparar y obtener aprobación de sus guías y las preguntas del examen. Dado la cantidad de gente involucrada en todos estos pasos, se necesita mucho tiempo para que se cumplan. El instructor de diseño puede estar semanas, o meses, ideando el diseño correcto para ilustrar el tema. El instructor de horticultura puede querer pasarse una temporada o hasta un año cultivando las plantas que va a enseñar. Para asegurarse que los instructores están disponibles, muchos comités de simposios invitan a los instructores con un año de anticipación. El beneficio para el grupo organizador es que permite promocionar el evento, consiguiendo así mejor asistencia.

**Pregunta:** En una clase de Exhibiciones de Mesas, Tipo I, además de la unidad decorativa requerida, había una única flor adherida al panel de fondo. ¿Es esto permitido?

**Respuesta:** La respuesta depende de cómo se describía la clase en el programa. Si pedía "utilizando un panel de fondo", entonces sí, se pueden adherir componentes adicionales al fondo. Si decía "para ser montado contra un fondo", entonces no, no se puede adherir nada al panel.

**Pregunta:** En el Manual pág. 53 y 54 se describe cómo armar un Libro de Evidencia. Sin embargo, me es difícil saber cual sería una buena fotografía para enviar, y cuál la mejor manera de presentar la información requerida. ¿Me puede dar

alguna sugerencia? Ya que el comité organizador nunca recibe los comentarios de los jueces evaluadores, ¿cómo nos enteramos de qué manera "hacerlo mejor" en la siguiente oportunidad?

**Respuesta:** ¡Buenas Noticias! El Comité NGC de Premios ha subido a la página web del NGC un artículo explicando cómo preparar el Libro de Evidencia, con fotos de ejemplos y sugerencias para mejorar el resultado. Aunque no se entregan los comentarios originales de los jueces evaluadores de la exposición, los comentarios de los evaluadores del LdE sí. Deberían agregar a sus comentarios lo que el club organizador hizo bien o no, como así también los defectos que notan los jueces evaluadores locales. De esta manera el comité de exposición puede corregir las áreas problemáticas.

Para permanecer vigentes, el *Manual de Exposiciones de Flores* requiere que todos los Jueces Acreditados asistan a una renovación por lo menos cada tres años. Para mantenerse al día con los cambios recientes, continuar estudiando las últimas tendencias en diseño y nuevas variedades cultivadas de la horticultura, se recomienda que los jueces sean más conscientes y tomen cursos de renovación, para crédito o no, lo más seguido posible. ¡Hasta uno o más por año! Es de extrema importancia que los jueces asistan a las reuniones del consejo de jueces local. Allí, no solamente puede el Juez Acreditado obtener sus créditos por exhibir horticultura y diseño, sino también puede mejorar su vocabulario de comentarios mediante la participación activa en la práctica de juzgar. El hecho de haber alcanzado el estatus de Juez Master no significa que no necesitamos mantenernos alertas durante el juzgamiento por puntaje. Se lo debemos a los expositores mantenernos vigentes y competentes.

**Nota a todos los directores EEF y de Simposio:** Es importante que entreguen los formularios de evaluación 27H a todos los asistentes. Recalque que son necesarios para saber que está sucediendo en el aula.


Hay dos secciones, una para el comité local, y la otra para Directora EEF. Recuerde a los estudiantes que escriban comentarios al dorso de la hoja.

La fotografía continua siendo una sección muy popular en la División de Exhibiciones Especiales. Se incluye la siguiente Escala de Puntos para que las personas capacitadas la utilicen al juzgar las exhibiciones.

<b>Conformidad</b> (Seguir las instrucciones: tamaño, etc.)	5
<b>Composición</b> (Consideración de aspectos tecnológicos)	25
<b>Creatividad</b> (Cuál es tu visión, y como la dispones)	25
<b>Logros técnicos</b> (Exposición, foco, etc.)	25
<b>Distinción/Impacto</b> (Factor sorpresa; De qué manera comunica la imagen)	10

Dorothy Yard, NGC FSS Chairman

## A Todos Los Afiliados Internacionales

 Es recordamos que vayan preparando las solicitudes para los premios que ofrece cada año, National Garden Clubs, Inc., a sus Afiliados Internacionales.

Hay muchos premios aguardando ser entregados, no dejen pasar esta oportunidad de participar. Compartan con todos los Afiliados Internacionales y socios de NGC sus trabajos y exposiciones.

Es sumamente interesante enterarnos de lo que están haciendo los clubes en sus países.

Estamos a sus órdenes para ayudarles.

—Ursula Beick de Gomez y Blanca Langarica, Premios, Afiliados Internacionales del NGC

# Flower Show Schools

*How deeply seated in the human heart  
is the liking for gardens and gardening.*  
~Alexander Smith

**A**nytime two or more garden club members get together, we talk about our favorite topics: the latest introductions in the plant world; which plants succumbed to the brutal winter most of the country experienced; and ever the optimists, what we plan to try this year. Designer groups continue to encourage us to expand our skills by concentrating on those types of designs that prove the most challenging. Designers are always on the lookout for innovative containers, sculptures, repurposed items, and other components that will enhance efforts to interpret themes and convey emotion in artistic design.

Why do we devote so much time and make such extreme efforts to do these things? Is it because we have found such enjoyment and fulfillment in the search that now we want to share it? Are you making an effort to introduce others to this wonderful world so that they, too, may expand their horizons by growing, showing, and knowing?

In addition to the *NGC Handbook for Flower Shows*, 2007 Edition, there is a supplement, *Flower Show Schools Personnel and Instructors*, Revised 2007 (affectionately known as "The Green Manual"). Any NGC Council, District, or State planning to hold a Flower Show School Series or a Flower Show Symposium MUST have this booklet for easy reference. (It is available through Member Services at NGC Headquarters. Updates are available on the NGC website.) Not only should the general chairman read this, every local chairman and every instructor must reference this as well. By the questions you are asking of this chairman, it is clear that not everyone is reading this publication.

**Question:** Our Judges' Council decided

to hold a Symposium this summer, but is having trouble finding instructors who are willing or free to come two months from now. How much time do they need to plan ahead?  
**Response:** Green Manual, P. 60 VI. B. *Invitation to teach should be extended no fewer than four months prior to scheduled course (symposium.)* The reason for this is that an instructor needs ample time to plan for travel, prepare and obtain approval for outlines, and to submit exams for approval. Because of the numerous people involved, it takes time to integrate all of these steps into their busy schedules. The design instructors may spend weeks, even months, devising just the right artistic designs to illustrate their points. The horticulture instructor may want to spend a season, or even a year, growing the plants that will be studied. To be sure they are available, many symposiums invite instructors a year in advance of proposed event. The bonus to the host group is that it allows time to advertise this opportunity for learning and helps to insure better attendance.

**Question:** In a class for Exhibition Tables, Type I, in addition to the required decorative unit, a single blossom was attached to the background panel. Is this permissible?

**Response:** The answer depends on how the schedule stated the guidelines. If the schedule said, "using a background panel," then, yes, additional components may be attached to the background panel. If it stated, "to be staged in front of a background panel," then, no, nothing may be attached to the panel.

**Question:** The *Handbook*, pages 61-64, describes how to assemble a Book of Evidence. However, I'm having trouble understanding what makes an effective picture and how to list the information required. Can you give me any suggestions? Because the host committee is never privy to the evaluating Judges' remarks, how are we to learn how to "do it right" the next time?

**Response:** Good news! The NGC Awards Committee has just posted on the NGC

website a tutorial on Books of Evidence with pictures of examples, as well as suggestions for improvement. Although the original show evaluators' critiques are not returned, the remarks of the state and national evaluators of the BOEs are. They should incorporate in their critiques what the host club did right or wrong, as well as the shortcomings as noted by the local evaluating judges. That way the show committee can correct the problems in the next show.

To remain in good standing, the *Handbook for Flower Shows*, page 265, requires all Accredited Judges to attend a refresher at least every three years. To stay current with recent changes and continue to study the latest design interpretations and newest horticulture cultivars, it is strongly suggested Judges be more conscientious by taking a refresher, whether for credit or not, as often as possible. Even one or more each year! It is extremely important for judges to attend meetings of their local judges' councils. There, not only can Accredited Judges earn exhibiting credits for entering horticulture specimens and designs, but also can expand their commenting vocabulary by actively participating in written practice point-scoring exercises. Because one has reached the Master Judge status, it does not mean we no longer need to keep alert on point scoring skills. We owe it to every exhibitor to be as up-to-date and able as possible.

**Note to all FSS and Symposium Chairmen:** It is important that you provide the evaluation form 27H to all attendees. Emphasize that they are necessary to keep abreast of what is happening in the classroom. There are two sections. One for the local committee and one for the FSS Chairman. Remind them to write details of comments on the reverse side of the form.

Photography continues to be a popular section in Special Exhibits. The following Scale of Points is provided as a guideline for qualified people when judging photography exhibits.

**BENT & TWISTED STUDIOS**  
METAL  
FLORAL DESIGN CONTAINERS  
BY KEN SWARTZ

CUSTOM SCULPTURES

MADE OF: STEEL, ALUMINUM, BRASS, STAINLESS STEEL, OXIDIZED, VERDIGRAS, SLAG

SIZES: LARGE, MINIATURES, CUSTOM SETS

ALSO: OUTDOOR SCULPTURES, MAGNET TUBES, MECHANICS, BACKDROP HOLDERS, EXHIBITION TABLES

KEN SWARTZ PH. 414-255-7902

TOM KINGSBURY 414-243-1296 (WEBSITE MNGR)

BANDTWISTED@GMAIL.COM

WWW.BENTANDTWISTEDSTUDIOS.COM

<b>Conformance</b> (Following directions: matting, size, etc.)	5
<b>Interpretation of class title</b> (Pertains to topic set forth for class)	10
<b>Composition</b> (Consideration of technology aspects)	25
<b>Artistry/Creativity</b> (What you see and how you approach it)	25
<b>Technical achievement</b> (Exposure, focus, etc.)	25
<b>Distinction/Impact</b> (Wow factor; how the image communicates with you)	10
—Dorothy Yard, NGC FSS Chairman	

● *Where a love of natural beauty has been cultivated, all nature becomes a stupendous gallery, as much superior in form and in coloring to the choicest collections of human art, as the heavens are broader and loftier than the Louvre or the Vatican.*

—Horace Mann, *A Few Thoughts for a Young Man*

## Flower Show Symposiums

- Great Falls, MT** . . . . . July 9-10  
Local Registrar: Elaine Dow, 406-788-4190
- Athens, GA** . . . . . July 20-22  
Local Registrar: Linda Ragland, 9571 Highway  
52 East, Chatsworth, GA 30705; 770-410-  
5819; lindaragland@windstream.net
- Lawton, OK** . . . . . July 23-24  
Local Registrar: Shirley Johnson, RR, Box  
70C2, Hastings, Oklahoma 73548-9503; 580-  
439-6107; sajon@pdi.net
- Marshalltown, IA** . . . . . July 28-29  
Registrar: Loretta Daisy, 123 S. Woodlawn  
Avenue, Lake City, IA 51449; 712-464-3606;  
Ldaisy@iowatelecom.net
- Auburn, CA** . . . . . August 3-5  
Local Registrar: Shane Looper, 650-871-0172
- Wintergreen, VA** . . . . . August 18-20  
Local Registrar: Judy Hodges, 24405 N. James  
Madison Road, New Canton, VA 23123; 434-  
547-5332; judy.hodges14@yahoo.com
- Birmingham, AL** . . . . . August 20-21  
Local Registrar: Sybil Ingram, 154 Sugar Drive,  
Pelham, AL 35124; 205-733-9536;  
sybil40@charter.net
- Wilsonville, OR** . . . . . August 26-27  
Local Registrar: Georgia Zahar, 1540  
Flintridge Avenue, Eugene, OR 97401-1709;  
541-686-8397; gzahar@comcast.net
- Cadillac, MI** . . . . . August 27-28  
Local Registrar: Lynn Dinvald, 6802 Spring-  
brook Drive, Kalamazoo, MI 49004;  
269-343-3827; ydoublelne@aol.com
- West Salem, WI** . . . . . September 12-13  
Local Registrar: Carol Catlin, W5447 Mielke  
Road, Menasha, WI 54952-9737;  
920-739-1983; crcat34@gmail.com
- Burlington, VT** . . . . . October 21-23  
Local Registrar: Jane Murphy, 5 Driftwood  
Lane, Burlington, VT 05408; 802-862-6067;  
jmurphyvt@comcast.net
- Elkins, WV** . . . . . October 23-26  
Local Registrar: Brenda Moore, 1709 Edge-  
wood Drive, Oak Hill, WV; 304-465-3647;  
b\_moore@frontier.com
- Cranberry, PA** . . . . . November 6-7  
Local Registrar: Barbara Lotito, 1428 O'Block  
Rd, Pittsburgh, PA 15239; 724-327-0501;  
baklflowers@live.com
- Hernando, MS** . . . . . February 12-13, 2015  
Local registrar: Pat Young, 2844 Cyrene Dr.,  
Hernando, MS 38632; 662-429-3060; patwy-  
oung@hughes.net

## Landscape Design Schools

### Course I

- Annapolis, MD** . . . . . September 16-18  
State Chairman: Diana Bonner, 324 Columbia  
Lane, Stevensville, MD 21666; 410-643-6779;  
debonner@verizon.net
- College Station, TX** . . . . . September 29-30  
State Chairman: Diane Perez; 713-984-1901;  
texaslandscapedesignschool@gmail.com
- Chappaqua, NY** . . . . . October 1-3  
State Chairman: Antoinette Babb, 125 West  
Bridge Street, Saugerties, NY 12477-1419;  
845-246-4445; aplantlady1011@hotmail.com
- Wellesley, MA** . . . . . October 30- November 1  
State Chairman: Maureen O'Brien, 9 Erin  
Way, Dedham, MA 02026; 781-407-0065;  
greenescapes@hotmail.com

### Course II

- Madison, WI** . . . . . October 1-3  
State Chairman: Gretchen Vest, 704 Spring  
Drive, West Bend, WI 53095; 262-338-6645;  
gretchenvest@aol.com

### Course III

- Ann Arbor, MI** . . . . . October 1-2  
State Chairman: Terry Harding, 6287 Summit  
Court, Traverse City, MI 49686; 231-947-0568;  
wsharding@chartermi.net
- Fulton, MO** . . . . . October 28-30  
State Chairman: Linda Houston, 4525 Sun  
Meadow Rd., Fulton, MO 65251; 573-642-  
9419; unity\_4\_every1@yahoo.com
- Miramar, FL** . . . . . November 18-19  
State Chairman: Jayne Hemstreet, 2030 Villa  
Sites Drive, Tampa, FL 33612-4515; 813-977-  
5156; jehems@gte.net

## Environmental Studies Schools

### Course II

- Swanton, MD** . . . . . August 14-15  
Registrar: Linda Harris, 3252 Walnut Bottom  
Rd., Swanton, MD 21561; 301-453-3293;  
lindaharris355@aol.com

### Course III

- Derwood, MD (NCA)** . . . . . September 16-17  
State Chairman: Lydia Barbour, 717 Kings  
Lane, Fort Washington, MD 20744; cell phone:  
703-282-8924; lydiabarbour@hotmail.com
- Wellesley, MA** . . . . . November 8-9  
Chairman: Bonnie Rosenthal, 9 Journey's  
End Lane, Lexington, MA 02421; 973-557-  
6186; bonnie.rosenthal@gmail.com

# Flower Show Schools

## Course I

**Colorado Springs, CO . . . . .September 11-12**  
Registrar: Louise Niekerk, 713 Mourning Dove Lane, Golden, CO 80401; 303-278-3523; Lniekerk@comcast.net

**Ft. Meyers, FL . . . . .September 22-24**  
Registrar: Terry Pinck, 706 Henry Ave., Leigh Acres, FL 33972; 239-368-5615; terry.pinck@gmail.com

**Great River, NY . . . . .September 30-October 2**  
Registrar: Marion Romeo, 1860 Park Drive, Seaford, NY 11783; 516-785-7851; marionfromeo@aol.com

**East Brunswick, NJ . . . . .October 7-9**  
Registrar: Louise Davis, 106 Old Denville Road, Boonton, NJ 07005; 973-402-4043; ldavis106@gmail.com

**Milford, MA . . . . .October 8-10**  
Registrar: Julie Pipe, 54 Pilgrim Road, Holliston, MA, 01746; 508-429-7646; juliepipe@comcast.net

**Rochester, NY . . . . .October 15-17**  
Registrar: Patsy Moran, 7140 Sandy Lane, Webster, NY 14580; 585-265-2672; p8moran@rochester.rr.com

**Port St. Lucie, FL . . . . .November 5-7**  
Registrar: Michele Meyers, 152 Seabreeze Ave., Palm Beach, FL 33480-6127; 561-655-7957; m.s.myers@msn.com

## Course II

**Raleigh, NC . . . . .August 4-6**  
Registrar: Maggie Farrell, 18020 Lochcaron Ln., Cornelius NC 28021; 704-892-3559; maggiefarr@aol.com

**Albuquerque, NM . . . . .August 22-24**  
Registrar: Debra Sorrell, 2632 Cocono SW, Albuquerque, NM 87110; 505-877-1735; jdsorr@msn.com

**Nashville, TN . . . . .August 25-27**  
Registrar: Kathy Rycken, 3353 Earhart Road, Mount Juliet, TN 37122-3727; 615-406-5716; kathyrycken@comcast.net

**Greenville, SC . . . . .September 15-17**  
Registrar: Marguerite Warren, 119 Loblolly Lane, Greenville, SC 29607; 864-288-5118; mwarren2@bellsouth.net

**Memphis, TN . . . . .September 16-18**  
Registrar: Amye Kelly, 2043 Bright Rd., Hernando, MS 38632; 662 429-6005; awkelly@att.net

**Eugene, OR . . . . .September 30-October 2**  
Registrar: Linda Rettig, 3010 N.W. Taft Avenue, Corvallis, OR 97330-1176; 541-754-8064; rettigL@comcast.net

# Flower Show Schools

## Course III

**Livermore CA . . . . .July 9-11**  
Registrar: Mona Dunlop; 6888 Duke Court, Dublin, CA 11640; 925-828-3006; mdunlop@pacbell.net

**Canton, OH . . . . .September 3-5**  
Registrar: Shirley Wigginton, 5276 Broadview St. N.E., Louisville, Ohio 44641; 330-453-7056; swigginton@neo.rr.com

**Knoxville, TN . . . . .October 14-16**  
Registrar: Cae Daly, 305 Kanoonoo Trace, Loudon, TN 37774-7800; 865 458-6856; caedaly@charter.net

## Course IV

**Lynchburg, VA . . . . .September 8-11**  
Registrar: Glynis Hopkins, 1030 North Fork Rd., Bedford VA 24523-3904; 540-586-0190; ghopkins13@msn.com

**Dallas, TX . . . . .September 30-October 3**  
Registrar: Peggy Consolver, 2208 Northcrest Drive, Plano, TX 75075; 972-424-1830; pconsolver@verizon.net

# Gardening Study Schools

## Course I

**Bedford, PA . . . . .August 26-27**  
Local Chairman: Micki McCahan, 428 Grove Lane, Bedford, PA 15522; 814-623-6590; cell: 814-327-6720; micnmini@embarqmail.com

**Traverse City, MI . . . . .October 6-7**  
\*Local Co-Chairman: Nancy Collard, 903 Valley View Drive, Traverse City, MI 49685; 231-943-8697; handymama@chartermi.net  
\*Local Co-Chairman: Terry Harding; wsharding@chartermi.net

## Course II

**Elmhurst, IL . . . . .September 24-25**  
\*Co-Chairman: Mary Ann Brucher, 3821 Florence Ave., Downers Grove, IL 60515; 630-969-4078; brucher7@aol.com  
\*Co-Chairman: Jane Johnson, 947 Sycamore Ln., Bartlett, IL 60103; 630-830-0013; janejohnson1941@gmail.com

# Tri-Refresher

(ESS, GSS, LDS)

**Geneva & Canandaigua, NY . . . . .September 8-9**  
Registrar: Mary Kofron, 184 Belmore Way, Rochester, NY 14612; 585-865-4574; mfkofron@rochester.rr.com

# Gardening Study

**H**ave you had advice from a Garden? Cultivate lasting friendships. Sow seeds of kindness. Listen to sage advice. Don't let the little things bug you. Be outstanding in your field. Take thyme for yourself. No vining. My Pacific Region is having a fundraiser—selling T-shirts, caps and mugs with this and other garden-related advice. It seems the only advice missing is to learn about the garden and good gardening practices by attending Gardening Study School.

National Garden Clubs provides educational opportunities not only through its schools and tours and through convention and board meeting programs and workshops, but also through the travel associated with attending any of these events. Many of the great sights that I visited in Oklahoma (to attend the recent NGC convention) included educational signage that continually provided Gardening Study School messages:

At the **Sam Noble Oklahoma Museum of Natural History**, in Norman, Oklahoma:

Flowering plants, or angiosperms (one of the two groups of plants with which gardeners most often work), first appeared in the Cretaceous period and are now the most diverse and abundant group of plants on land...they show evidence of having coevolved with a variety of animal groups—dinosaurs, insects, mammals, and birds.

**Myriad Botanical Gardens**, in Oklahoma City, was designed by

I. M. Pei, who based his design on Tivoli Gardens, in Copenhagen, Denmark.

## Soil Quality Improvement

A beautiful, growing landscape starts with a healthy soil. Poor soil can cause landscape failures. Compacted soils restrict water and air movement, reducing root growth. Adding organic matter loosens clay soils and helps sandy soils retain moisture and nutrients.

## Plant Selection and Placement

Plants add value to the home, provide shade, define spaces and make us happy. Choose plants well adapted to your weather conditions. Group plants with similar water needs together and water accordingly.

## Efficient Irrigation

Using efficient irrigation saves water while maintaining landscape quality. Instead of setting a watering schedule, let the soil dry out before watering to encourage strong root growth. Water early in the morning and use low volume irrigation to reduce water loss from evaporation.

## Appropriate Maintenance

Appropriate maintenance preserves landscape beauty while saving water. Pruning, weeding, proper fertilization, and irrigation system maintenance all conserve water.







### Use of Mulches

Mulches increase water infiltration and prevent water loss. Add mulch to a depth of 2-3 inches near plants, avoid mounding mulch around tree trunks and rake old mulch to prevent matting. Mulch promotes air and water exchange.

Myriad Botanical Gardens is a 17-acre botanical garden and urban park located in downtown Oklahoma City. It is home to multiple tiers of landscaped areas that surround a sunken lake and features the Crystal Bridge Tropical Conservatory (at left), a 224-foot living-plant museum. Myriad Botanical Gardens provides

multiple education opportunities for youth and adults each year.

Will Rogers Horticulture Gardens (at left) is another gem, offering beautiful vistas throughout its rambling trails and walkways. Colorful display beds of daylilies, iris, azaleas, herbs, and peonies are featured, along with the historic formal rose garden. The Garden Exhibition Building is home to the Oklahoma City Council of Garden Clubs. Signs throughout the garden evidenced donations by various garden clubs and illustrated the

interaction between garden and garden club.

The signage mentioned above, and so many more wonderful signs experienced in Oklahoma, provided gardening education, informing the public how their gardening choices matter. Be involved in NGC schools and events to see how your gardening choices matter. Attend NGC events to see gardens and gardening practices all over the country (and in our International Affiliate countries). We can all make a world of difference by making the right choices.

—Greg Pokorski, NGC GSS Chairman


## Pollinator Friendly Approach to Landscape Design

The emphasis is changing across the country from having the “picture perfect” yard and gardens to thinking first and foremost of how to attract and help grow our seriously declining pollinator population.


National Garden Clubs, Inc. and its member clubs are in the forefront of this new dynamic of eschewing the “perfect” lawn and heavily mulched garden beds with the same tired look of arborvitae, boxwood, and evergreens to a diversity of native plants, trees, and shrubs designed on many levels to help conserve water, appeal to our pollinators, and withstand devastating weather that seems to be the “new normal.”

Each one of us should examine our own property to determine how we can make it inviting to our butterflies, bees, birds, bats, and other animals that provide us with one-third of the food we eat. Think about last year’s vegetables and fruits, where here in the Northeast, many gardeners experienced low pollination in their gardens. Monarch butterflies were few and far between, with many of us seeing only one or two Monarchs

all summer, and certainly no Monarch caterpillars on our milkweed. The Garden Club of New Jersey’s First Vice President, Susan O’Donnell, has a perfect balance of sun, shade, perennials, shrubs, and trees and had only two Monarch chrysalises we know of. Monoculture, pesticides, and loss of habitat seem to be at the root cause of the devastating loss of our Monarch population, along with causing honey bee Colony Collapse Disorder. Four of our native bumble bees are near extinction, and the grim news goes on. Just as Rachel Carson sounded the alarm with her *Silent Spring*, in 1962, with the resulting ban of DDT, among other harmful pesticides, which helped save and



*Susan O’Donnell’s garden has a perfect balance of sun, shade, perennials, shrubs, and trees but few Monarch chrysalises.*



**A male Black Swallowtail on a ranunculus.**

Photo: Jeannie Geremia


grow our American Bald Eagle population, we can make a difference. The American public rallied to provide nesting sites for Blue Birds, thereby increasing their numbers dramatically. We have our work cut out for us, and we can do it one yard at a time.

Start with reviewing your present landscape. If you were a butterfly or bee would you be attracted to your yard? Do you have pollen available from early spring to a hard frost? Our pollinators are attracted to native plants on a four to one ratio over introduced plant species. However, *Hellebores* and *Chionodoxa*, 'Glory of the Snow,' were first to bloom in my yard, providing a welcome feast for honey bees, bumble bees, and my first Blue Orchard Mason Bees, which I pur-

chased from Crown Bees, NGC's partner in the new NGC BeeGAP Project. Daffodils, bleeding heart, Dutchman's breeches, Virginia bluebells (*Mertensia virginica*), bloodroot (*Sanguinaria canadensis*), and tulips soon followed suit, and the beauty of all this is seeing new plants pop up in unexpected places. Revel in your yard and garden by letting nature help paint your palette. I hate to see the first mowing in spring because of the spring beauties (*Claytonia virginica*), violas, and white clover (*Trifolium repens*), which attract our ephemeral butterflies, such as the Spring Azures and Hair-streaks.

Provide fresh water and/or rain gardens and use a shallow bowl with flat rocks for butterflies and bees to easily access the water without drowning. Many butterflies

and birds, such as the Red-spotted Purple butterfly and Orioles, delight in supping on sliced fruit. Provide safe havens for your visiting pollinators so they have shelter from predators and the vagaries of our weather.



**Bees on a monarda.** Photo: Victoria Bergesen

Many bees nest in hollow stems or holes in the ground. Our Blue Orchard Mason Bees need good, clayey mud near their nest to seal up each egg chamber they lay. Check out the different, innovative houses you can purchase from Crown Bees and Gardener's Supply Company as they are an attractive visual addition to your yard and will provide safe nesting sites for our native bees.

Consider weeds your friends; many butterfly species' caterpillars feed exclusively on weeds: plantain and toadflax, the Buck-eye butterfly; false nettle, the Red Admiral butterfly, the Question Mark butterfly, and the Eastern Comma butterfly; Queen Anne's lace, parsley, fennel, dill, golden Alexander, the Black Swallowtail butterfly; hollyhocks and thistle, the Painted Lady butterfly; and milkweed, Monarchs and Queen butterflies. Our state flower and Garden Club of New Jersey symbol, the violet, is the sole food source for the Great Spangled Fritillary butterfly's caterpillar. Learn the life cycles

of butterflies and share with your family, friends, and neighbors, the delights that come with observation of life's little treasures. Put in a Monarch Way Station so we can work together to bring this beauty back to its former numbers—for us and for future generations to be awed and inspired by its magical migration. Twenty-seven states have a state butterfly, and many also have a state insect. There's no reason not to have both. Even though a butterfly is an insect, butterflies capture the public imagination and deserve to be a special state symbol. Here in New Jersey, we have legislation pending to have the Black Swallowtail butterfly designated as New Jersey's official State Butterfly (Only Oklahoma has the Black Swallowtail as their state symbol). We have engaged school children in these efforts and have a guide for raising the Black Swallowtails on our website: [www.gardenclubofnewjersey.com](http://www.gardenclubofnewjersey.com).

Not only do weeds serve as food for



*Our pollinators are attracted to native plants on a four-to-one ratio over introduced plant species.* Photo: Susan O'Donnell



*Spring beauties (Claytonia virginica)*

many butterfly species, they are also edible for human consumption in salads, wines, soups, garnishes, and stews, with articles appearing in magazines and newspapers detailing “foraging” as a business, selling weeds to gourmet restaurants. Think about your best revenge, eating weeds instead of despairing at their appearance. Some tasty weeds include dandelions, purslane, watercress, chickweed, *Allium tricoccum*, sorrel, wild mustard, and miner’s lettuce. Yum! I used to pull out jewelweed until I watched it being visited by butterflies and bees. My decision was reinforced at a program given by the Northwest Jersey Beekeeper’s Association, as their president stated that he loves his “stand” of jewelweed as it is gold to the bees.

If having an unruly landscape leaves you in a state of panic, just take little steps and create a small area in your backyard that is pollinator friendly. Deliberate long and hard on the chemicals you use and read the labels carefully. Systemic fertilizers and weed-killing chemicals are not discriminate, and you may be damaging not only the intended victim, but your own family, pets and your neighbors, besides the “good guys” in your garden. Rob Swanekamp, owner/operator of KubePak and President of the New Jersey Board of Agriculture, told Susan O’Donnell and me that growers are

finding that there is a big resistance to chemicals and they are turning to beneficial insects to fight thrips, mites, and pests. He also told us to grow our impatiens in containers; don’t plant them in your gardens, as we are in danger of infecting our soil with downy mildew, which is still a widespread threat.

Please consider leaving a dead tree if it isn’t causing any danger and don’t engage in a wholesale fall clean-up as many of

our pollinators winter over in cocoons and chrysalises that we could unintentionally damage in our zeal to have the “perfect” yard and garden. Likewise, spring clean-up should be done with just relocating cut branches, stems, and leaves to a “wild” section in your backyard. Fence it off with some attractive willow fencing that blends into the landscape as many butterfly species, moths, and beneficial insects don’t hatch out until after danger of frost. Some excellent books on this important subject are: *Attracting Native Pollinators* by the Xerces Society; *Beekeeper’s Lament* by Hannah Nordhaus; and *Bringing Nature Home* by Douglas W. Tallamy. Visit the websites of these dedicated organizations: The National Audubon Society; Pollinator Partnership; U.S. Forestry Service; the Xerces Society; Beyond Pesticides; Crown Bees; North American Butterfly Association; and Gardeners Supply Company, many of whom have partnered with National Garden Clubs, Inc. Find out how you can employ many different strategies to attract, maintain, and grow our pollinator population and have an entertaining, engaging yard and garden that just overflows with flowers, fruits, vegetables, and continual adventures.

—Jeannie Geremia, *GCNJ Butterflies & BeeGAP Chair and GCNJ Communities Garden Chair*; [jeannieg42@earthlink.net](mailto:jeannieg42@earthlink.net)

# Member Services

Member Services Chairman  
**Barbara Campbell**  
bcdeerpath@aol.com

4401 Magnolia Avenue  
St. Louis, MO 63110

Orders only, please: 800-550-6007  
E-mail: [headquarters@gardenclub.org](mailto:headquarters@gardenclub.org)  
You may order by Fax: 314-776-5108  
7 days a week, 24 hours a day

**M**ississippi artist Kristen Ley was inspired by Lady Bird Johnson's wildflower preservation efforts and she has produced beautiful 11" x 14" prints of all 50 states, melding the state flower with the state shape. A small pouch of wildflower seeds is included with each print. National Garden Clubs has been fortunate to partner with Kristen, making these one-of-a-kind prints available through Member Services. Each print is \$25, with an additional \$6 for shipping. Any multiples of the small prints are \$10 for shipping. The print of the 50 states is \$55, plus \$7 shipping. The prints make excellent gifts for outgoing presidents, longtime members, and family members.



*Genuine*  
**ATLAS  
GLOVE**

**370 Nitrile  
Garden Club™**

**A FUNDRAISING IDEA!**

**Sell a case of Atlas Garden Club Gloves to your local garden club and easily make over \$400.00!**

- Mix and match assorted colors and sizes.
- Retail price is \$5.99 or more per pair.
- Your cost is \$2.98 per pair.
- 144 pairs are in a case for a total of \$429.00.
- Free shipping.

*Now in 6 Pretty Colors*  
**Grand Hand Protection**



**PalmFlex**  
Gloves and Safety Solutions

Atlas is a registered trademark of Showa Glove Co.

For details or order form:

Email [gardenclubs@palmflex.com](mailto:gardenclubs@palmflex.com)

Phone 800-856-4817

Visit [www.palmflex.com/gardenclubs.htm](http://www.palmflex.com/gardenclubs.htm)



2015

*Vision of Beauty*