



Keeping In Touch

NOVEMBER 2017



Nancy L. Hargroves
2017-2019 NGC President

HOW CAN I HELP?

The national news is filled with the recent devastation in our country caused by the damage from hurricanes and wildfires. We immediately want to help our fellow gardeners in these states. Even though they are experiencing the sights of the loss of the gardens and plants in their yards and communities, the first priority in these states is meeting their immediate basic needs of power, housing, food, and clean water.

Later when the gardeners in these states are ready to restore the gardens in their communities, National Garden Clubs, Inc. already has a program in place to help – Natural Disaster Grants. This grant program was established in 1997 to receive donations from states, clubs, and individuals to assist local and state clubs with their public garden-related restoration efforts. Grants of up to \$5000 per project may be awarded in a fiscal year to local or state clubs. The simple grant application form can be downloaded from the NGC website (see the following story for details).

Donations can be made at any time online at www.gardenclub.org/about-us/donate-now-online.aspx or sent to NGC Headquarters earmarked for Natural Disasters USA Fund, so that we may continue to lend a helping hand to our fellow clubs in their time of need.

GOOD NEWS!

There are two items of good news for National Garden Clubs. The first interactive PDF version of Handbook for Flower Shows, 2017 Edition, for use on computers and mobile devices, is available for purchase from NGC Member Services. This digital format has been in the planning stages since the beginning of the revision of the 2017 Handbook in response to the request of our members to be able to read and use the Handbook on mobile devices at a flower show. This version can be purchased for \$25 and be downloaded from the NGC website at www.shopgardenclub.org/shop/item.aspx?itemid=346.

The second item of good news is that the Pennsylvania Horticultural Society will be honoring National Garden Clubs at the Preview Party for the Philadelphia Flower Show on March 2, 2018. PHS considers itself the beneficiary of so much volunteer time and expertise from garden club members around the country that they want to recognize the contributions of National Garden Clubs by honoring the organization at this event the night before the Philadelphia Flower Show opens. I welcome all members to join me in attending the Preview Party that will be honoring NGC.



www.gardenclub.org

NATIONAL GARDEN CLUBS, INC.

4401 Magnolia Ave.,

St. Louis, MO 63110-3406

(314) 776-7574

headquarters@gardenclub.org



— Nancy

President's Travel Schedule

2017

October 30-31 - New England Garden Clubs Meeting - Warwick, Rhode Island

November 15 - Delaware Fall Meeting – Dover Downs, Delaware

2018

March 2 – Preview Party for Philadelphia Flower Show - Philadelphia, Pennsylvania
<https://theflowershow.com/>

2017-2019 President's Project

PLANT AMERICA COMMUNITY GRANTS

In This Issue

- The President's Greeting and Travel Schedule
- NGC Natural Disasters Grants
 - Natural Disaster Region Chairmen
 - NGC Gardening and Landscape Consultant Councils and State Schools Contacts
- International Disasters and World Gardening
- Wildlife Gardening
- Membership
- Healing Gardens
- Penny Pines
- Native Plants and Wildflower Awards
- Website - Using Forms
- "Around the Town" Stories Featuring Our Clubs
- Social Media
- Member Services

Phyllis White, KIT Editor, gardens@bresnan.net
Jan Sillik, Assistant Editor, gluegunjan@aol.com

Joyce Bulington, Gerry St. Peters and
Geriann Holzman, Editorial Review

Submissions for KIT are due January 1, 2018

NGC NATURAL DISASTER GRANTS

The NGC Natural Disaster Grants Committee provides grants to garden clubs in need of assistance after major disasters.

Each grant is capped at \$5,000 per project and must include the location of the area with the nature and severity of the disaster. If possible, please send a photo to help in determining the monetary grant to be awarded.

The participation of the local garden clubs and community organizations is necessary since funds are intended only for restoration and not for professional fees. Details of the grant process and the link to the interactive application can be found on the NGC website at <http://www.gardenclub.org/projects/natural-disasters.aspx>. Please study the details and provide all the information required on the application form.

We look forward to continuing to extend a "helping hand" to clubs across the country.

- Pat Smith, pasmith75@bellsouth.net
Natural Disaster Grants Chairman

NATURAL DISASTER FUNDS REGION CHAIRMEN

Four of the eight NGC Regions have chairmen of Natural Disaster Funds. They are:

CENTRAL	SUSAN COONEY, SUSAN@SUSANCOONEY.COM
DEEP SOUTH	JUNE E GILMORE, JUNEEGILMORE@GMAIL.COM
PACIFIC	MARY LOU WAITZ, MARYLOU.94@HOTMAIL.COM
ROCKY MOUNTAIN	PAT WESTGARD, LWESTGARD@AOL.COM

Central Atlantic, New England, South Atlantic, and South Central Regions have no chairman.

GARDENING AND LANDSCAPE DESIGN CONSULTANT COUNCILS AND STATE SCHOOLS CONTACTS

NGC consultants and schools in many states are listed in the LDS and GS directories. These contacts can help to locate garden club members in your area that can be contacted to ask for their expertise and some may wish to support a local restoration project or help with a grant application.

Gardening Schools and Councils Directory -
<http://www.gardenclub.org/resources/gss-forms/ngc-gs-schools-and-councils-directory-2017-2019.pdf>

Landscape Design Schools and Councils by region, and state information is under A. and C. -
<http://www.gardenclub.org/resources/lds-forms/ngc-lds-directory-2017-02.pdf>

United States Forest Service National Headquarters and Regional Offices -

Your state/local Forestry office can be reached through their regional headquarters at
<https://www.fs.fed.us/organization/506>

Many services are offered including how to save damaged trees, replacement tree information, seedlings, grants, and for happier times, visits by Smokey Bear in support of the NGC Poster Contests.

Share Your Natural Disaster Restoration Projects - Please be sure to take before and after photos to accompany your restoration article and send them to NGC's Social Media for posting and to KIT. Phyllis White, gardens@bresnan.net is editor/chairman for both. Also, send this information to NGC's The National Gardener c/o Patricia Binder, patricia.b.binder@gmail.com.

- Babara Hadsell, barbarahadsell@cs.com,
Gardening Schools Chairman



PHOTO OF FLOODING AT TIZER BOTANIC GARDENS BY BELVA LOTZER

INTERNATIONAL INSIGHT

The first garden club I joined, back in 1992, had a line item in its budget each year for World Gardening. I believe it was quite common then for clubs to contribute to World Gardening at the national level. What about now? Does your club support NGC's International Disasters/World Gardening fund? Does your state? If you are saying to yourself that you were not even aware of such a fund, I hear you, and I want to change that!

Much has changed in the garden club world since 1992. The costs of doing business – maintaining public gardens, supporting youth activities, even getting the club yearbook published – have gone up considerably. Many worthy projects and deserving organizations compete for a club's limited financial and human resources. So how can global thinking be encouraged in a climate of budget constraints and 'family first' priorities?

You might consider that even the smallest donations yield large benefits in impoverished areas of the world. NGC has partnered with the nonprofit organization Global Partners Running Waters (GPRW) to help bring safe, running water to families in rural villages in Central America. GPRW is currently working in Los Llanos, Quiche, Guatemala. Think about this: how many times a day do you open a faucet and get pure, clear water for drinking, cleaning, and cooking? It is difficult to imagine life in a community where one must walk miles to obtain clean water, carrying it in jugs from source to home. Running water is life changing to the families where GPRW does its work. How often is it possible to see tangible results like that for your donations? And how rewarding is that for you, the donor!

You can learn more about GPRW by visiting its Facebook page: <https://www.facebook.com/GPRWaters>, and you can learn more about how to help by visiting NGC's website: <http://gardenclub.org/projects/global-partners.aspx>. Remember, you can make a difference as an individual, too!

If your state has a chairman for International Disasters and/or World Gardening, that's wonderful! If not, please consider having one. NGC recognizes the importance of supporting conservation, restoration, and disaster relief projects in other countries, and its partnership with GPRW is one expression of that.

- Cynthia Kozakewich
International Disasters/World Gardening Chairman

LET'S TALK ABOUT LEGS IN THE GARDEN

I was out in my garden the other day, putting everything to bed for the winter, and I felt this light touch on my hand. I looked down to see what I have always called a Daddy Longlegs clumsily walking by as only a Daddy Longlegs can. I'm sure you've seen them before in your garden.

Immediately, I was transformed back to a young girl at girl scout camp in the Texas woods, where I awoke on more than a few occasions with a Daddy Longlegs walking on me at night. Lucky for this Daddy Longlegs, I didn't react the same as when a young girl – because of my love for all critters, I let him saunter by instead of slinging him as far as I could, as I'm sure I did back then!



Daddy Longlegs are very interesting critters! They are also known as granddaddy longlegs or harvestmen. They are known to hide until full-grown and usually appear during the

summer harvest. They also like to “harvest” or eat bugs, especially aphids. In Europe, large numbers of harvestmen are considered signs of a good harvest, and it is unlucky to kill one.

They are arachnids, but so too are mites, ticks, scorpions and other eight-legged creatures. Daddy Longlegs belong to the order Opiliones and are more closely related to mites or scorpions than spiders.

You may have heard that they have the most toxic venom of all spiders, but their fangs are too small to bite. But it's not true - not only are they not spiders, but they don't have venom glands or even fangs.

They further differ from spiders in that they have no waist between body segments. They have two eyes – not eight. They don't have a silk gland, so they can't spin webs. Of course, their legs are much longer than those of spiders, making them look rather gangly, but they can move surprisingly fast. Instead of running away from danger, though, they will just curl their legs in and play dead if they're disturbed. They can defend themselves by emitting a foul odor.

Even with those long legs, they don't use them to travel distances – they are mostly for male-male competition, and maybe a little bit of showing off to the females of the species!

They are most active at night. They feed on spiders, mites, and small insects, and suck juices from soft fruit, vegetables, and decaying material.

They are found on every continent but Antarctica. There might be as many as 10,000 species, and they are believed to be at least 400 million years old.

So, there you have it! Although Daddy Longlegs may seem menacing at times, they are harmless and good to have around. They have no bad habits! So, befriend them, be proud that your garden is so healthy that they have picked it in which to live, and marvel at their diversity and longevity.

***Let it be known that you have Great Legs
in Your Garden!***

- Becky Hassebroek, Wildlife Gardening Chairman

A BOOK BY A DIFFERENT COVER

A French Prince, Louis de Broglie, whose first degree was in history, was presenting his doctoral thesis in science. Fellow scientists who reviewed his work scoffed. De Broglie's scientific claims were preposterous! How could this lowly history-major-turned scientist “wannabe” have the intestinal fortitude to inform THEM of anything scientific? In deference to his princely heritage, the scientists decided to have Albert Einstein, an American, review his work and tell de Broglie that his doctorate will be denied! Albert Einstein reviewed his work, which was about the wave nature of electrons, and declared Louis de Broglie a genius! Louis de Broglie went on to receive the Nobel Prize in 1929 and is considered the Father of Quantum Physics.

You probably agree this is an unusual story! Unfortunately, it is repeated many times on many different levels. Like a book, we often judge people on their “covering” and not on their “content.” How many times have we rejected potential members to our garden clubs because of their appearance, social standing or other biases without fully understanding their true potential as a contributing club member?

Orville and Wilbur Wright demonstrated their flying machine at Kitty Hawk. The Wright brothers flew their flying machine in fields next to a busy railroad in an attempt to draw publicity. However, they were unable to attract American authorities to view their demonstrations. Scientific American Magazine published stories about the "Lying Brothers." Incredibly, even their local newspaper refused to send a reporter to cover their demonstrations, although local citizens continually informed newspaper officials of the many flights. After a year of being ignored, the Wright brothers moved to Europe and became an overnight success! They sold aircraft contracts to France, Germany, Britain, and others.



PENNY PINES

Even though potential members may have demonstrated their abilities in horticulture, design, conservation, wildlife and many other areas, they may be ignored. Even though others have lauded their good works, compassion, energy and the willingness to be involved, they may be ignored. The club's response may be "they just don't fit in!" Like the Wright brothers, potential members may fly away to our competitors and become an overnight success!

- Donna Rouch, Membership Chairman

HEALING GARDENS

It seems that each week another friend or acquaintance's name is added to a prayer list. The need could be for an illness, a grieving heart, worry, or a multitude of other things, big or little, that prevents one from enjoying the world around them.

Healing gardens are meant to provide a place for tranquility, reflection, and hope. Club members are urged to consider planting a healing garden at a local church, nursing home or hospital, even at one's home. You and others could benefit from both the process of its planting and the resulting garden.

Please send me pictures of any healing gardens in your area, along with a bit of information, so that they may be placed on the NGC web page or social media.

- Carcille C. Burchette, carcillecburchette@hotmail.com
Healing Gardens Chairman

2017 has been a year filled with fires, tornados, and hurricanes that have impacted our beautiful National Forests. Please be part of the effort to help replace indigenous trees in the damaged areas in our National Forests by donating \$68 or multiples of \$68 to NGC's Penny Pines Program.

Donors can direct donations to a specific state or national forest. Under a Conservation Agreement, the U.S. Forest Service will do the planting, using your gift along with Federal funds. The forest supervisor of each National Forest selects the specific planting site based on where the need is the greatest.

Donors will receive a NGC Penny Pines Certificate stating "In Honor of _____" or "In Memory of _____" a special person, club, organization or theme/event (such as **PLANT AMERICA**, Arbor Day, Support Our Troops, or National Garden Week). Download the donation form from the NGC website under "Ongoing Projects," and then select Penny Pines.

Donating to the Penny Pines project is one way to support NGC President Nancy Hargrove's **PLANT AMERICA** focus and to help replant our National Forests.

- Janice Clem, Penny Pines Chairman

"LEND A HAND, CARE FOR THE LAND!"

NATIVE PLANTS AND WILDFLOWERS AWARDS... LET'S PLANT AMERICA!

As you travel along our highways and roadsides, hike along our mountain trails, visit a woodland garden, or walk through the dunes to the ocean...you can see the beautiful wildflowers that grace our landscapes. "Wildflowers are part of nature's grand picture." They add beauty, as well as a tenacity and durability to grow on their own.

History tells us the first flowers appeared about 130 million years ago. The Native Americans and early settlers found that wildflowers were a source of food and medicine. William Cullina, the author of *Growing and Propagating Wildflowers of the US and Canada*, writes, "As open land disappears, so too do many of our native plants that once flourished on this continent. Gardeners may be their last resort."

A native plant is usually defined as one that was growing naturally in a specific area before white or European settlement. A wildflower is a native plant that grows without human care. Others may be common to an area, but not indigenous and are called naturalized. The common trait of both is that they adapt well and can grow on their own in nature. I hope that you will do your part and include native and naturalized wildflowers in your gardening projects. By doing this, gardeners help with our ecosystem, improve air and water quality, and support the dwindling population of native pollinators, while adding beauty and color to any garden.

Many of your projects can be planted with some native plants and wildflowers. NGC Native Plants and Wildflower Awards offer opportunities for a club, a group of clubs, or the state organization to win up to \$1000 for a worthy project. The Awards offered are in categories for small, medium and large clubs and states. Complete a worthy project and apply for one of the following Awards:

NPW-1: Roadside Award: for the enhancement of roadside areas, entrances to towns and cities, etc.

NPW-2: Civic Projects: establishing wildflower gardens, memorial gardens, or historic garden restorations.

NPW-3: Outdoor Classrooms: creating nature trails, outdoor classrooms, wildflower walks.

Find information about applying for one of the Awards on the NGC website. To complete the application you will need before and after photos, descriptions of the educational value as well as aesthetic beauty, unique aspects, and/or unusual features, and include a financial statement. Send it to your state awards chairman by the state deadline.

- Marsha Alexander, marshaalexander@charter.net
Wildflower Awards Chairman

USING FORMS ON THE NGC WEBSITE

The forms on the NGC Website for applications and other uses are all PDFs made fillable. These forms are best used when opened in Acrobat Adobe Reader.

Many of us have browsers that open PDFs in their own systems. They usually have a box at the top with the text "Open with a Different Viewer." Click on that box to open a panel that displays options for opening the form. Choose "Adobe Acrobat Reader," and the form will open with the blue fields for information.

Save the form to your files before filling it out. You will then be able to stop and come back to it later if you need more information to complete the form. Save it with a file name you can find easily. You may then re-open it at any time. When the form is completed, save it with a different title. Even adding a -1 at the end of an existing name will make the file title new.

When opened in the Reader, the blue fields shown should have enough space to hold all information. **Do not use TAB to go from space to space; use the cursor.** When typing in a space and the end of the line is reached, the text should start to shrink and then go to multi-lines if the space is a large box. The more text in a space, the smaller the type!

A word about the blue fields -- in Acrobat Reader the blue fields are visible on most machines. On older laptops, the blue screen may disappear if the screen is tilted too far back. If, however, no blue field is visible as is the case on some newer machines, the fields are still available for typing.

- Poss Tarpley, Website Chairman

Around the Town

VICTOR GARDEN CLUB

Victor, New York

Our club's award winning beautification project is only six years old, but has been embraced by everyone in the community. The Town and Village of Victor now boasts 52 hanging flower baskets, 29 large street flower pots, and flowerbeds in the Village Park and Town Hall. There are also four massive flower beds, hanging baskets and flags in the Town Four Corners area. Last year we added a new "Town of Victor" sign at that gateway. All these areas are planted annually by club members together with the town's Parks and Recreation Department.



This massive project has entailed collaboration between the Victor Garden Club, Town of Victor, Village of Victor, and the local nursery that grows our flowers. We also fundraise and collect donations from community businesses, organizations, and residents. We raised over \$8,000 just last year for the "Town of Victor" sign and received a grant from the 7th District Federated Garden Clubs of New York State, Inc. We are continually participating with all parties involved. Currently, we're working

on an expansion for this project for additional flower planting in Victor. People and visitors from other areas contact Town officials, Village officials, and the Club to find out how we have done this, as they want to duplicate it in their own towns!



Photos by [Mary Duprey](#), Project Chairman

SUMMIT GARDEN CLUB

White Rock, New Mexico



About five years ago, the 28 members of the Summit Garden Club approached the county commissioners with a plan to install a demonstration garden on an empty town lot. With a budget of zero, the members started a community garden open to the townspeople on the main road in the town. Members donated money, plants, seeds, and their time to get the garden growing. The gardens demonstrate what plants grow best in various settings, such as shade, Xeriscape, perennials, grasses, edibles and herbs. Of course, native plants or plants requiring little moisture, like succulents, grow very well in this dry, mountainous region of northern New Mexico near Los Alamos.

The chef at the local senior center plants and uses herbs from the site for daily meals

Town residents are encouraged to harvest edibles, too. Members hold several work days at the gardens, and local residents drop by to help and exchange gardening tidbits. For more information, see the White Rock Community Garden Facebook page at <https://www.facebook.com/wrcgnm/>



The 57-year old club also designed, built, and maintains several courtyard gardens at Bandelier National Monument. Both of these projects have won state, region and National Garden Club awards.



Photos furnished by
Laurie Hixson

SNOHOMISH GARDEN CLUB

Snohomish, Washington



One of the projects of the Snohomish Garden Club is the Martha Perry Vegetable Garden. Established in 2009, the club grows food for two food banks in the area and the senior center. The Bailey Family Farm dedicated a portion of their farm to the garden club for growing vegetables.

Members of the community donate seeds to the club, planting right after Mother's Day. They harvest the vegetables until the end of September. In the half-acre plot they grew 8,000 pounds of food the first year. This grew to 14,000 pounds in

2010, over 16,000 pounds in 2012, and continues to grow each year. They harvest over 700 pounds to donate bi-weekly.

In addition to garden club members, other individuals in the community and different community groups come to help. What a great community project!



BELGRADE BLOOMERS GARDEN CLUB

Belgrade, Montana



The "Bloomers" have discovered that fundraising for community projects is fun when they combine growing pumpkins and succulents. Members grow unusual pumpkins in their home gardens or community spaces all summer. Other members supply vast amounts of succulents that grow well in the dry Montana climate. Each fall the pumpkins are "decorated" with cut succulents and dried plant material, and then they are sold to raise money for club projects. The pumpkins are not cut so they will last for several months. When the fall season is over, the succulents can be removed and saved as houseplants.

Although the club is relatively new and small, members are making a noticeable impact with landscaping projects at the senior center and Chamber offices, installing a pollinator garden at the park, and supporting local gardening organizations. They recently hosted a series of Flower Show Schools. The club has a Facebook page at <https://www.facebook.com/belgradebloomersgardenclub/>



WELLINGTON GARDEN CLUB

Wellington, Florida



In celebration of the 2017 National Public Lands Day, the Wellington Garden Club sponsored a day of community involvement for its 4th Annual Tree Planting. More than 65 volunteers from the club joined with local Cub Scouts, Boy and Girl Scout Troops, and high school students to plant 750 native Florida Slash Pine seedlings and about 100 native Cardinal shrubs in the Wellington Environmental Preserve. All who gathered to do this valuable tree planting work were rewarded with the satisfaction of being earth stewards on that special day. Another big day at the Preserve for tree planting is being planned for September 2018.



Additionally, the community garden the club sponsors is a joint effort with The Young Professionals of Wellington and all work together to teach the children how to grow and harvest vegetables in four raised beds. They celebrated on Earth Day last April with a harvest day. All the children and family members came out for the event. The Wellington Garden Club is working to carry out President Nancy's theme of **PLANT AMERICA!**



The club was founded in 1981, starting with 14 members, and now proudly boasts a membership of 150. The objectives of the group are to advance home gardening, to stimulate civic pride, to preserve natural resources and to protect wildlife. In their Mission Statement, the members included the goal of instilling in our youth these worthy aims. This tree planting project is a great way to teach our youth the love of gardening and the enhancement of the natural beauty of the environment. Find more information on our Facebook page <https://www.facebook.com/Wellington-Garden-Club-150607948306971/>



Photos courtesy of Kathleen Siena and Paige Griffin



We invite you to explore the NGC information available on the Internet and promote your club, state, region and NGC on social media.

NGC SOCIAL MEDIA

Creating new social media communication methods connects clubs with potential and current members, drives people to the NGC website, and quickly allows information dissemination and interactions within our gardening network. An introductory PowerPoint presentation in the members' section of the NGC website explains how to create or add "spark" to a club's Facebook, Instagram, Pinterest and website. We encourage all members to connect to social media venues. Please **like** and **follow** the NGC media below and recommend that your gardening friends do, too!

Facebook is a popular, free social networking website that allows registered users to create profiles, upload photos and video, send messages, and keep in touch with friends, family and colleagues. Facebook features:

- Pages - allows members to create and promote a public page built around a specific topic.
- Groups - allows members who have common interests to find each other and interact.
- Events - allows members to publicize an event, invite guests and track who plans to attend.
- Marketplace - allows members to post, read and respond to classified ads.

Pinterest is a free online pinboard with visual images to share ideas. NGC has "boards" of images showing items from Member Services, floral design, project ideas, horticulture, etc. (search National Garden Clubs)

Instagram is a free social networking application made for sharing photos and videos from a smartphone. (search nationalgarden)

There are direct links to these communication methods on the first page of this newsletter and on the website. Click on one of the icons to see what NGC social media provides to our members!



- [Phyllis White](#), Social Media Chairman

MEMBER SERVICES

Call 800-550-6007 to place an order

<http://www.shopgardenclub.org/shop/>

Many items are available for you and your club. Shop online for the 2018 Vision of Beauty calendar, the new youth book The Saved Seed, Handbook for Flower Shows 2017 edition, and **PLANT AMERICA** magnets and buttons.



National Garden Clubs, Inc. provides education, resources, and national networking opportunities for its members to promote the love of gardening, floral design, and civic and environmental responsibility.