

THE NATIONAL GARDENER

Spring 2023
gardenclub.org



The National Gardener

Spring 2023, Volume 93, Number 2
PLANT AMERICA - Play Outdoors



In This Issue

Mary’s Musings..... 4
 Happy Gardener 5
Mertensia - Belle of a Plant 6
 Schools’ News 8 - 11
 Victory Gardens in Containers..... 13
 Trees, Stormwater Managers..... 15
 Outdoor Rooms..... 18
 Bilingual Bylines 21-22,
 26, 28-29
 Let’s Cook 24
 Why We Garden..... 31
 Smell Those Herbs 33
 Sensory Gardens..... 35
 NGC News 36
 Mark Your Calendar..... 37
 Sitting on the Porch..... 38
 PLANT AMERICA Month 39
 National Garden Week Poster..... 40

Coming in *TNG*

Summer 2023 - July

- ❖ Awards Recipients
- ❖ Looking Ahead
- ❖ Summer Fun

Submissions Welcome and Encouraged!

Cover Photo • David Arment, This Page • Ikhwan Abdullah, Page 4 Columbine • Klickblick

About Us

National Garden Clubs, Inc. is a 501(c)(3) organization that aims to promote the love of gardening, floral design, and civic and environmental responsibility and we help coordinate the interests and activities of state and local garden clubs in the U.S. and abroad.

Contact Us

NGC Headquarters: Monday – Friday 8:00am–4:00pm
4401 Magnolia Avenue, St. Louis, MO 63110-3492
314-776-7574, Email: [Headquarters Staff](#)

The National Gardener (ISSN:0027 9331) is published quarterly by National Garden Clubs, Inc. 4401 Magnolia Av., St. Louis, MO 63110-3492.

Subscribe for free:
[The National Gardener](#)

Follow us: gardenclub.org



PLANT AMERICA

Play Outdoors



Play Outdoors • Zaikina

The National Gardener Staff

Editor [Gerianne Holzman](#)

Assistant Editor [Dawn Mozgawa](#)

Advertising/Marketing Manager [Pat Wolanski](#)

Copy Editor Joyce Bulington

Copy Editor Gerry St. Peters

International Editor Pampa Risso Patrón

Subscription Manager [Emily Kiske](#)

Feature Writers

Ana Calegari, IA Region III

Pat Greathead, Let's Cook

Pilar Medellín de Miñarro, IA Region I

Blanca Niño Norton, IA Region II

Charlotte Swanson, Happy Gardener

Mary Warshauer, NGC President, Mary's Musings

Write for TNG:

We welcome ALL NGC members, garden writers, designers and outdoor enthusiasts to share their club, community or personal story. You do NOT have to be a professional author to submit an article. See the [TNG page](#) for submission information.

Deadline/Publication Dates:

- Fall Issue Sept. 1/Oct. 1
- Winter Issue Dec. 1/Jan. 2
- Spring Issue Mar. 1/Apr. 1
- Summer Issue Jun. 1/Jul. 1

Advertise in TNG:

- Full Page \$650
- Half Page \$350
- Quarter Page \$175

See the [TNG page](#) for more information on advertising.

Legal Disclaimer

The views and opinions expressed in *The National Gardener* are solely those of the original authors and other contributors. These views and opinions do not necessarily reflect those of National Garden Clubs, Inc. (NGC). NGC reserves the right to edit or not publish any article for any reason or no reason in its sole discretion. Without limiting the foregoing, articles must not:

1. Contain any material, which is defamatory, obscene, indecent, abusive, offensive, harassing, violent, hateful, inflammatory or otherwise objectionable.
2. Promote sexually explicit or pornographic material, violence or discrimination based on race, sex, religion, nationality, disability, sexual orientation or age.
3. Infringe any patent, trademark, trade secret, copyright or other intellectual property or other rights of any other person.
4. Violate the legal rights (including the rights of publicity and privacy) of others or contain any material that could give rise to any civil or criminal liability under applicable laws or regulations or that otherwise may be in conflict with these Terms of Use and our Privacy Policy.
5. Be likely to deceive any person.
6. Promote any illegal activity, or advocate, promote or assist any unlawful act.
7. Cause annoyance, inconvenience or needless anxiety or be likely to upset, embarrass, alarm or annoy any other person.
8. Impersonate any person, or misrepresent your identity or affiliation with any person or organization.
9. Involve commercial activities or sales, such as contests, sweepstakes and other sales promotions, barter or advertising.
10. Give the impression that they emanate from or are endorsed by NGC or any other person or entity, if this is not the case.

Authors may submit previously published work and must notify *The National Gardener* editor of the location and date of prior publication. All material in *The National Gardener*, including design, text, images and logos are owned by the National Garden Clubs, Inc., unless otherwise indicated. All rights are reserved by NGC. Content may not be copied, reproduced, transmitted, distributed, downloaded or transferred in any form or by any means without NGC's prior written consent, and with express attribution to National Garden Clubs, Inc.



MARY'S MUSINGS

A single act of kindness throws out roots in all directions, and the roots spring up and make new trees.

Amelia Earhart

When one door closes, another door opens...

As this administration transitions to the next, there is more exciting work to be done. During the past two years, it has been an honor to serve National Garden Clubs and our members. As garden clubs discovered creative solutions and ways to adapt to unusual circumstances, NGC found that we can conduct business, continue our education and host flower shows in ways we never thought possible.

NGC implemented and adapted to new platforms of communication. Through virtual programming we reached a wider audience and grew our community of gardeners and nature lovers. Navigating the process was not easy, but we did it!


Creative strategies and brilliant ideas allowed us not only to conduct business as usual but to enhance our work and expand our reach. With each new project, initiative, and idea, your passion shined through.

It is essential to keep moving forward so that our work remains meaningful for future gardeners. All of us strongly believe in the future of our organization. Creativity, courage and a willingness to meet the challenges are key to the future success of garden clubs and NGC. Our future is sustainable and bright. We must explore all the positive possibilities. So, here's to our next 100 years!

Our accomplishments are achievable because of the time, effort and passion invested by you, our volunteer members. Without your commitment, our continued success would not be feasible. On behalf of NGC, THANK YOU for your dedication and

commitment to our organization. I am deeply appreciative of your optimism and commitment to the journey these past two years.

Our gardens and outdoor spaces are gifts for all of us to take pleasure in . . . they are our Playground of Possibilities! As you prepare your gardens for Spring, PLANT AMERICA and PLAY OUTDOORS!



Happy Gardener



Daffodil 'Pink Charms' • Charlotte Swanson

Daffodil Friendly

Charlotte Swanson

For a very long time, daffodils have inspired poets and prompted visions of spring. Shakespeare noted, "...daffodils, that come before the swallow dares and take the winds of March with beauty." Most cheerfully, the daffodil signals the waning of winter and the waxing of spring.

Every year, as winter wears my patience thin, I wander about the yard and garden to search for even tiny evidence of a daffodil's buried presence. Even a slight showing of their foliage is adequate encouragement that spring is advancing. Should my search not be rewarded, there is a favorite daffodil memory that comes to my rescue. This precious memory centers around a garden club friend who brought me a pot of daffodils before those in the ground had the opportunity to show themselves. My friend arrived at my house the very week that I was expecting my first grandchild to be born. The daffodils she presented to me were not the familiar bright yellow but a soft white with delicate pink cups named 'Pink Charm.' I gasped in amazement for I had planted dozens of that cultivar in my fall garden when I first

learned that my granddaughter would be arriving in the spring. My friend and I had both chosen this cultivar wisely as pretty in pink she would be! My buried bulbs had yet to bear any blooms as the chill of winter had not yet released them. How amazing that now before me was a pot of 'Pink Charm' in glorious bloom! My friend had carefully nurtured the bulbs in a cold dark closet and had brought them into the warmth and light at just the right time to celebrate my granddaughter's birth. Astounding! The very week that my granddaughter was born those 'Pink Charms' came to me, blooming at a perfect time to adorn the hospital room where she was born and welcomed into this world.

Later, I transferred the bulbs from their container to the garden and hoped they would return for years to come. Ten springs have passed since then and I smile every time I pass those 'Pink Charms.' I cherish anew the friendships made at the garden club which continue to flourish. The incredible gift that was perfectly timed, came from a bond that was strengthened by a love of gardening. Garden clubs offer many benefits, one of the most valuable is the opportunity to make friends that make life full and spring wonderful.

Charlotte Swanson is a NGC Gardening Consultant and a long time writer for *The National Gardener*.

Many of our spring-blooming perennials fall under the category of spring ephemerals or plants that enter dormancy shortly after they finish both blooming and setting seed. For the plant, it is an act of survival, since it rests during the hottest and driest months. For the gardener, spring ephemerals present an interesting design challenge; how to integrate the yellowing and declining foliage of June followed by those holes left behind from the ultimate disappearance of the plant! Many simply avoid this group of plants. However, with time and understanding, they can enhance the spring garden without becoming problematic for the summer garden. Among the bevy of garden-worthy ephemerals, a long-time favorite is Virginia Bluebells or *Mertensia virginica*.

Mertensia is in the Boraginacea or Forget-Me-Not family and contains upwards of 62 species native to western China, northeastern Russia and most of North America. It is believed that this genus originated in Asia between 23-25 million years ago and spread into North America via the Bering Land Bridge. This bridge connected Russia and Alaska between 13,000 and 15,000 years ago. The period followed the retreat of the ice sheets but before the Bering Land Bridge vanished beneath the rising seas.

German botanist and physician, Albrecht Wilhelm Roth, originally penned the genus in 1797. He honored his friend and fellow botanist Franz Carl Mertens. *Mertensia virginica* was most likely the species he was studying since it is the “type” species upon which all the other species within the genus are evaluated and potentially ascribed to this genus. The reason questions may arise is because Roth originally named the plant *Mertensia pulmonarioides*, based on how the flowers resembled those of another member of the Forget-Me-Not family – *Pulmonaria* or Lungwort. Unbeknownst to Roth, the Swedish botanist Carl Linnaeus also saw the similarities with *Pulmonaria* and originally described the plant in 1756 as *Pulmonaria virginica*. The specific epithet refers to the territory of Virginia, which initially stretched from the Atlantic Ocean to the Mississippi River and north into the Northwest Territory! The mycologist Christian Hendrik Persoon correctly altered the genus name in 1806 to *Mertensia virginica* but failed to correctly describe the plant. It was not until 1829 that the German naturalist and botanist, Johann Heinrich Fredrich Link properly portrayed and resolved the name of the plant!

Mertensia virginica is naturally found growing from North Carolina to Ontario and west to Minnesota and Kansas. The rosettes of 4” long, oval and bluish-green leaves appear from March to April. The anthocyanin pigments in the foliage account for the purple color, which protects the delicate young leaves from UV light. Later, stems adorned with small flower buds at the tips are initially nestled in the rosette of blueish-green foliage, before rapidly stretching to their mature height of 18-24”. The stems are clothed with leaves appearing alternately along the stem. As the stem elongates, the flower clusters expand with the terminal 4-6” of the stem ultimately sporting flowers. The flowers are pink in bud,

(Continued on page 7)

Mertensia One ‘Belle’ of a Plant Bruce Crawford



Mertensia Leaf Rosette , Inset: Mertensia
Flowers • Bruce Crawford



Mertensia virginica • Bruce Crawford

maturing to sky blue as they open into 1" long, bell-shaped flowers consisting of five petals. The change in color from pink to blue is typical to members of the Boraginacea and serves as a signal to pollinators that nectar and pollen are now available. Interestingly, pollinators perceive the blue color far more readily than rosy pink, a phenomenon the plant exploits to its benefit! Once pollinated, the flower petals drop to the ground, ensuring pollinators do not waste precious time on flowers absent of pollen. The color change is the result of an increase in pH within the cells of the floral petals and the response of anthocyanin pigments to the changing pH. Interestingly, anthocyanin impacts floral color differently in various plants since in *Hydrangea macrophylla*, a lower soil pH results in a blue flower color!

Although the flower stems of Virginia Bluebells are rather delicate when newly purchased in containers, in the garden they are impressively strong and proudly display their flowers for close to a month. As the season progresses, the foliage rapidly fades to yellow, then light tan before vanishing until the following spring. Best grown in light shade, plants will gradually naturalize in well-drained, yet moist woodland soils and will develop sizable colonies over time. Plants are hardy in zones 3-8.

The key to incorporating them into a garden is to intersperse them with masses of clump-forming ferns, sedges, violas and other shade loving perennials with summer interest. As these companion plants expand in late spring, they help to conceal

the holes left by the declining foliage. At Willowwood Arboretum in Morris County, NJ, *Mertensia* grows in meadows near the edge of woodlands along trails and roadways. Once again, expanding foliage of the later blooming grasses and perennials of the meadow readily conceal the declining foliage. Gardeners can intersperse them among deciduous shrubs such as Smooth Hydrangea (*Hydrangea arborescens*) that are often cut to the ground in winter or Bottlebrush Buckeye (*Aesculus parviflora*) and Buttonbush (*Cephalanthus occidentalis*) whose foliage appears later in the spring. The shrubs allow visitors to fully appreciate the flowers before their expanding foliage conceals that of the Bluebells. Not only is adding ample numbers of Virginia Bluebells to the garden visually beautiful, but it is also ecologically important since they are a primary source of nectar for native bees in early spring.

Spring ephemerals like *Mertensia virginica* can certainly provide challenges for the gardener who is beginning to learn plant personalities and the art of weaving them together. However, it is well worth learning how to weave Virginia Bluebells and their sky-blue flowers into the Garden, since on many levels it is a true 'Belle' of a plant!

Bruce Crawford, of New Jersey, is the Manager of Horticulture, Morris County Parks Commission, Morris Township, NJ. He received an NGC Award of Excellence in 2021. [Click for Bruce's Article](#) as a pdf along with additional images.



Environmental School Celebrates 30 Years!

Karen Merlau

The National Garden Clubs' Environmental School is passing an important milestone - celebrating its 30th anniversary! Wisconsin hosted the first school on April 1, 1993, in New London, WI at the Mosquito Hill Nature Center. Since then, 18 states have held Environmental Schools

It all started with the idea to provide environmental literacy training. Many people were involved at both the national and state levels to bring this school to fruition. Leaders provided strong support to develop a program with a well-defined curriculum as well as the opportunity for members to gain a credential as an "NGC Environmental Consultant."

It is fair to say that hundreds have benefited from taking this school and have improved their knowledge of our environment. The school's mission is "To teach environmental literacy to cherish, protect and conserve the living earth."

The school focuses on air, land and water, with specific units on Ecology and Environmental Science, Life on Earth and Earth Stewardship. The school includes 40 hours of training, generally held in four courses (sessions) over two years.

Schools are held via several methods. Some are held virtually, via Zoom. Some continue to be held via in-person classrooms. Some are hybrid, combining virtual and in-person classrooms. Each school has a unique regional flavor depending on the area of the country where it originates.

(See the NGC website for a list of upcoming [Environmental Schools](#) in your area and around the country.)

The classroom training utilizes environmental education professionals, university instructors, professionals from organizations concerned with the environment and people with expert knowledge of specific topics relating to nature. These speakers incorporate their perspectives on climate change with some summarizing their research on the topic. Each course of the school includes a two-hour field trip that allows students to apply what they have learned, or to tour a place of environmental interest.

Environmental literacy is hugely important as we struggle to understand climate change and how to mitigate it. There are multiple issues facing us in the years to come where environmental literacy will aid everyone in being able to see ways to contribute to solutions in their communities.

Support the future of the Environmental School by signing up to attend a class. We can be proud of the 30th anniversary and celebrate the past success the school has had. We can also look forward to the continued future of the school as it plays an important role in educating our members and the wider community beyond.

Karen Merlau is an NGC Environmental Consultant and the WGCF ES Chair. She lives in Elkhart Lake, WI.

Sunrise • Gidon Pico
Earth Inset • Xavier Epinosa



Down the Garden Path Landscape Design School News

Garden Path • Shippee

Landscape of Life

Greg Pokorski

Charles Lindbergh said, “Life is like a landscape. You live in the midst of it but can describe it only from the vantage point of distance.” One of the objectives of NGC’s Landscape Design School (LDS) is to develop a greater sense of appreciation, pride and knowledge about our private and public gardens. LDS provides the vantage point of distance to enable us to see, assess and appreciate the landscape.

Daniel Burnham, director of the 1893 World’s Columbian Exposition in Chicago (one of Olmsted’s projects), said of Frederick Law Olmsted, the founder of American landscape architecture, “An artist, he paints with lakes and wooded slopes, with lawns and banks and forest-covered hills.” Another objective of LDS is to make us better educated to make changes in our surroundings so that they will be more beautiful, useful, convenient, ecologically sound and easily maintained. I think this goal strives to make us artists and appreciate art.

My personal landscape design journey began thirty years ago when I traveled 400 miles to attend my first LDS in 1993. The voyage continued to include ten courses and 13 refresher events for credit plus attending many others as a worker or just to learn and enjoy. This led to taking Environmental, Gardening and Flower Show Schools. Every course, event and school has been an enjoyable and valuable learning experience. I encourage you to attend these events whenever and wherever you can. You do not have to wait five years to refresh – keep learning, growing and supporting these wonderful educational opportunities.

The 2021-2023 term is rapidly concluding and my six years as your Landscape Design Schools Chair are ending. It has been a busy and

productive time in which this school and the Environmental and Gardening Schools moved from each having separate handbooks and forms to having one common handbook and a set of common fillable forms. We have seen the birth of Zoom courses which enabled us to carry on through the COVID pandemic and beyond. It has been a privilege and a continuous learning experience to serve in this position. Many thanks to our previous and current LDS committee members (Jane Bersch, Caroline Carbaugh, Nancy Fulk, Hilda Gamez, Linda McLendon and Alexis Slafer) who have worked so hard to keep this school alive and well. Thanks to all the Local, State and Region Chairs who conducted schools and refreshers and maintained records. Thanks to Rebecka Flowers and NGC Headquarters for constant support and assistance. Thanks to Gerianne Holzman for supporting our schools in *The National Gardener* and for working with the guest authors who have provided landscape design feature articles for most issues. We hope you have been reading the recent articles by Bruce Crawford, a long-time friend of our schools.

A new issue of *Newscape*, the best advertisement for Landscape Design Schools, was released in February. Find it on the NGC website by searching for [Newscape](#). This informative and attractive newsletter brings you news of Landscape Design Schools, Councils and Consultants twice a year and now includes information on Environmental and Gardening Schools, too.

Dr. Ralf Speth declared, “If you think good design is expensive you should look at the cost of bad design.” Begin or continue taking Landscape Design School courses to get it right!

[Greg Pokorski](#) is the NGC Landscape Design School Chair and lives in California.

Flower Show School

News to Use Jan Warshauer

★ Credentials

After one takes a Refresher, Exhibiting and Judging Credits not used for that Refresher do NOT carry over to the next Refresher. Exception: Accredited Judges, "Only one excess judging credit (excess judging credit earned in the year prior to refreshing but not needed to meet requirements) may be applied toward the next refresher." *Handbook (HB)* page 117

Note: We made a special provision during the pandemic to help judges refresh and maintain their Good Standing as a judge. Part of that provision allows judges who need to refresh in 2023 to use credits earned in 2020, 2021 and 2022. This provision expires at the end of 2023.

Please read *HB* page 120 VII. Extensions: Only two Extensions (6 months each) are given unless a judge fails part of a symposium; then one more six-month extension is given. After that, the judge is no longer in good standing and is considered "lapsed." See *HB* page 121 VIII Lapsed Certificates and Reinstatement.

★ **Student Judges Handbook Exam** The next exam is Thursday, April 27, 2023.

★ *Handbook for Flower Shows Corrections*

- ☆ Awards Chapter 5 - Page 47 chart, Club Competition Strike Unlimited, insert 3: One (1) in 3 Divisions, H, D, BA Aligns with page 42 Club Competition Award
- ☆ Judges Chapter 12 - Page 119, VI. Becoming an Accredited Master Judge B. 2. (Judging Credit) Insert: A Horticulture Specialty flower Show requires one (1) class in Horticulture and five (5) classes in any of the four (4) Divisions (Horticulture, Education, Youth/ Sponsored or Botanical Arts). A Design Specialty Flower Show requires three (3) classes of Design or two (2) classes of Design and one (1) class in any of the Divisions (Design, Education., Youth/ Sponsored Groups or Botanical Arts). The change on this page was overlooked when changes were made in 2021.

★ Flower Show School Committee (FSSC)

Please check the NGC website FSS Resources page after the 2023 annual meeting for changes in the FSS Committee members for the 2023-2025 Administration.

It has been my pleasure serving as Chair of this committee. Thanks to the members of NGC and the 2021-2023 FSSC for their hard work, attention to detail and valued support. Please lend a hand as the 2023-2025 FSSC members join the Board of Directors.

[Jan Warshauer](#), of New Jersey, is the NGC Flower Show School Committee Chair. [Click for Jan's article as a pdf.](#)

Charles' Thyme Gardening School

Schools are BACK!

Charles McLendon

March's NGC Sponsored Gardening School Course 4, Series 1 completes the four courses in this series, held via Zoom, during the last two years. It is an awesome opportunity to be part of a learning and teaching organization. The participation from our members has been very supportive within a fun learning environment. See upcoming Gardening School courses on the website. Whether in-person, hybrid or via Zoom, we have something to meet our members' needs. Check back often for more schools to be posted.

Spring is here, days are longer, and everything is budding and blooming. Time to play outdoors. I do not think I have ever seen such an interest in gardening and Gardening School. Vegetable gardening is especially on the rise. Maybe this is a way to save money and help take a little pressure off the farmers. It is also a good way to get our youth involved, at an early age, to teach them where their food comes from. Happy Gardening

Charles McLendon, of North Carolina, is the NGC Gardening School Chair.

Flowers • Almeida

His books are page-turners. His talk is horticulture at its funniest.

Neal Sanders' 15 fast-paced, intricately plotted mysteries draw rave reviews from readers. They all feature strong, independent women – some of whom solve crimes, and others who commit them. Many of his books use garden club settings and 'women of a certain age'.

But don't mistake these for 'cozies': his plots involve everything from romance scams to 'protect your assets' schemes and fraudulent reverse mortgages. There's frequently a strong horticultural element. You can **order his books in print and Kindle formats on Amazon**. Or, you can go to www.TheHardingtonPress.com to explore his titles and read first chapters. You can also purchase books directly from the author at www.the-hardington-press.square.site.

Neal is also one of the most entertaining speakers you'll ever hear. 'Gardening Is Murder' is equal parts humor, psychology, and gardening wisdom; a husband's point of view of what goes on in the garden. He was at the **NGC Deep South Convention** in March and will speak at state conventions in **South Carolina, Connecticut, and Michigan** this spring. To book him for your event this year or 2024, write Neal02052@Gmail.com.





ORGANIC

A natural in the garden since 1929.



ESPOMA ORGANIC AND NATIONAL GARDEN CLUBS
WANT TO HELP YOUR CLUB

Plant America!



Your local garden projects and programs provide inspiring opportunities that bring neighbors, cultures and generations together to share the experience and joy of gardening. As recognition of the valuable resource that your club contributes to your community, up to 20 local garden clubs across America will be awarded grants. Recipients will earn up to \$250 of Espoma Organic Plant Foods & Potting Soils. So be inspired America! Join our effort to Plant America Together. Register your garden club today! Sign up at: www.espoma.com/garden-clubs.



Visit us at www.espoma.com and join our gardening community.





Balcony Garden • Michel Viard

Victory Garden in Containers

Maggie Stuckey

When was the last time you heard someone express, or use wording that hints at, that nasty old stereotype of garden club members as ladies in high heels and pearls, sipping tea from Wedgwood china? Did you wish you could have thought of the perfect comeback? Let me tell you a story.

Some years ago, a men's garden club in my hometown (Portland, Oregon) invited me to come to speak at their next meeting about my then-recent book, *200 Tips for Growing Vegetables in the Pacific Northwest*. My first thought was, I would love to. My second thought was, A garden club for men? Now that's progress!

The hosts were gracious, the day was sunny, and the room was full. But in the back row, two men kept their conversation going at a normal voice level, even after the program started, and glares from others in the audience did not have any effect. Finally, one man stood up, turned in their direction, and blasted: "Hey, dude. Cut the crap. We are trying to learn something here."

Granted, this was years ago. So maybe that old garden club stereotype is well and truly dead. But if you do encounter that outdated idea, remember that wise advice: "Cut the crap, dude!" In your own words, of course. I think you will find it feels good to set someone straight about garden clubs.

And that is one reason – among many – that I happily provided information about garden clubs in my newest book, *The Container Victory Garden: A Beginner's Guide to Growing Your Own Groceries*. This book was inspired by the garden frenzy – there is really no other word for it – that we all witnessed in 2020 and 2021, as that terrible virus we learned to call COVID made us afraid to do ordinary things like go to the grocery store. Many people in desperation decided, *Well, I'll just plant a small garden; we'll at least have some fresh vegetables*. And many of them were brand-new gardeners. According to industry research data, in 2020 more than 18,000 people in the US planted a vegetable garden for the first time.

I kept thinking about those new gardeners, trying to keep themselves and their loved ones safe, doing the best they could to get their gardens going. Where would they find the help they needed? Retail nurseries had only empty shelves and overworked employees trying their best to answer questions. Mail-order seed houses often had to shut down their normal customer service operation because their websites kept crashing. Nobody—I mean, *nobody*—had seeds to sell.

Even if they could manage to snag some seeds or baby transplants, many of those new gardeners did not have any



Step Garden • Geo-grafika

land in which to plant them. That is because a large portion of those new gardeners, later surveys showed, were young urbanites, living in high-rise apartments. Maybe they had a balcony, a deck, or a patio – but no traditional garden space. What they did have, instead, was determination, and they quickly found the solution: plant their gardens in containers.

All this – the anxiety, the desperation, and people trying to plant a garden any way they could, even if they did not know much about it—made me think about the Victory Gardeners of World War II. They, too, valiantly took up gardening, in any little bit of land they could find. It was both a way to help the war effort and to take their mind off what was happening overseas where loved ones were in jeopardy.

As I thought about all this, I could see three themes taking shape simultaneously.

- ✓ People doing the best they could in a terrible time: a world war, a terrifying pandemic - finding a measure of peace through working in a garden.
- ✓ People planting their gardens in any little space they could find: a neighborhood vacant lot, streetside parking strips or land set aside from a public park, or in no space at all with a few containers on their balcony.
- ✓ People finding the courage to try something new, in their determination to keep their families safe and at the same time provide healthy foods for the supper table.

That courage, that calm determination, is why I decided to focus this gardening book for beginners. They deserved all the help I could give them and much more besides. That is why I put so much emphasis on helping my readers find help from experienced gardeners wherever they could. I included information

on how to find garden clubs in their area and encouraged them to arrange a visit. “If you find a neighborhood garden club, ask if you can come as a guest,” I wrote. “I can’t imagine you’ll get anything other than an enthusiastic yes.” (Do not make a liar out of me, my friends.) I know you will not. As I wrote in several other spots in the book, “Gardeners are the nicest people in the world.” What say we add a few million to the family this year?

TIPS FOR NEW CONTAINER GARDENERS

1. Figure out your sun patterns. Most vegetable plants want 6 hours of sunshine per day. Otherwise, focus on leafy greens and things that grow underground.
2. Start with transplants instead of seeds whenever possible. Much easier.
3. Start with the right varieties. Here is a handy checklist:
 - a. Is it appropriate for containers, in growth habit and mature size?
 - b. Does it have a good ratio of foodstuffs it produces, in relationship to the garden space it needs?
 - c. Is it worth the trouble? If you can easily find it in the supermarket all year long, save your precious space for something else.
 - d. On the other hand, is it something special you cannot easily find at the grocery store? That is a container gardener’s win/win.

Maggie Stuckey is a gardener who cooks, a cook who gardens, and a writer happily immersed in both arenas. She divides her time between Portland, Oregon, and the tiny coastal town of Ocean Park, Washington. Her new book *The Container Victory Garden: A Beginner’s Guide to Growing Your Own Groceries*, is on sale now. Learn more at ContainerVictoryGarden.com.



Trees
Nature's
Stormwater
Managers
Melinda Myers

Sequoia sempervirens • melindamyers.com

Major storms and flooding have become more frequent in recent years. These weather extremes make planting trees more important than ever before. Many have long celebrated the connection between trees and the environment on Arbor Day, but their role in managing stormwater was generally overlooked. As gardening experts, you can share the importance of planting and caring for our trees as part of stormwater management.

As rain falls onto a tree the leaves and stems help slow its velocity. The leaf canopy captures some of that water and it eventually evaporates back into the atmosphere. The rest travels down the trunk and branches at a much slower speed than the rainwater that lands directly on the soil. This slower rate of travel allows the soil to absorb more of the rainfall so less of it runs off into the street.

Leaf litter, groundcover or mulch beneath the tree protects

the soil from erosion and lessens the risk of compaction. These organic materials also help capture some of the stormwater. This, combined with the pathways created by their roots, allows water to infiltrate the soil. As the water passes over the tree, through leaves, stems, mulch and roots; many of the pollutants are removed.

Trees lessen the impact of stormwater by intercepting rainfall, absorbing and transpiring moisture from the soil into the air and increasing the infiltration of water into the soil. Here is how it works:

As mentioned, trees intercept rainfall reducing the amount of water that reaches the ground. Rain landing on a tree collects on the leaves, branches and trunk. This water either evaporates back into the atmosphere or the tree absorbs it thus reducing the amount of water entering our storm drains.

(Continued on page 16)



Evergreens intercept more water likely due to the greater surface area of the many leaves and needles. Plus, the foliage persists year-round, unlike deciduous trees that seasonally lose their leaves. Large mature trees, with expansive dense leaf canopies, intercept more rainfall than young and newly planted trees. One study found a typical medium-sized tree can divert or capture as much as 2380 gallons of rainfall each year. This means we need to not only plant new trees but also take care of our existing trees to promote mature growth and longevity.

Trees absorb water from the soil that travels from the roots, through the tree and is eventually released in a gaseous form through small pores in the leaves known as transpiration. Research has found that a healthy 100-foot-tall tree with 200,000 leaves can absorb 11,000 gallons of water from the soil and release it into the air as oxygen and water vapor in a single growing season.

Many factors including rainfall, humidity, wind speed, temperature and soil type impact the rate of transpiration. It is difficult to measure the transpiration rate for individual tree species since the tree's health, size, age and soil moisture all impact transpiration rates. Plants growing around the trees also absorb and transpire water impacting the tree's transpiration rate.

Rainfall infiltration occurs when surface water moves through the soil. Tree roots and organic matter make it easier for water to move into the soil. This reduces the amount of rainfall that runs off the soil surface and potentially into nearby waterways and storm sewers. Mature trees have the greatest impact. As tree roots grow, they open entryways for the water to enter the soil. As the old roots die, they add organic matter to the soil.

This, combined with the leaf litter they drop, increases organic matter and microbial activity thus improving the soil structure. These better growing conditions improve tree health and increase the amount of water the soil can hold and the speed at which the water enters the soil.

Trees are amazing structures that do much to improve our environment. Let us all look for opportunities to plant and tend trees throughout our community. Together we can make a difference now and for future generations.

Melinda is a TV and Radio host, author, columnist and speaker. She is the instructor for the *Great Courses: How to Grow Anything* DEV and Instant Streaming series. She has a Master's Degree in Horticulture and over 35 years of horticulture and gardening experience. Visit www.melindamyers.com for gardening tips, webinars and more.

Acres of Hope Community Services Project,
2022 Grant Winners, Auburn Garden Club, CA



Edmonton, OK Police Department Landscape Beautification,
2022 Grant Winners, Amaryllis Garden Club, OK



Therapy Garden Project, Willow River Garden Club, WI



TOOL GRANT PROGRAM

AMES proudly sponsors the National Garden Clubs' Tools Grant Program since 2014. AMES provides tools for grant winners to support local community gardening projects.

The AMES Companies, Inc. | 13485 Veterans Way | Orlando, FL32827 | www.global.ames.com



Garden Rooms • Linda Spellman

GARDEN DESIGN - CREATING OUTDOOR ROOMS

Linda Spellman

Whether you have a big backyard or a tiny urban lot, outdoor rooms are the key to functional outdoor living. An outdoor room will not serve any function well if it tries to do everything. So, start with an honest assessment of what you plan to do outdoors.

Once you have decided on this, the next step is to analyze your existing landscape. Think about the views you would like to have from each room. Do you like to look away from the house or toward it? Is there a specific focal point like a mountain view or a gorgeous specimen tree to highlight? Are there large canopy trees that can create an implied ceiling? Are there existing fences, hedges or walls that could be used to physically separate different outdoor uses? What is the elevation like across your property? Those might be the first places to consider when creating garden rooms.

So how does one create a garden room? First, let us talk about what a garden room is not. It is not putting floral-printed patio furniture on your porch and adding a few hanging baskets. And while a patio can make a nice transition from house to garden, a narrow slab of concrete outside the back door does not always create that sense of place one would call an outdoor room. Placing ornaments in your yard also does not make the space a garden room. These items can sometimes serve as accessories within an outdoor room, like pillows on the living room couch or prints on the wall; but they do not typically scale well in the residential landscape.

The best way to think about outdoor areas is to think about the inside of your house. No matter their size, homes are all comprised of walls, floors, and ceilings. Landscape designers refer to these features as the vertical plane, the ground plane and the overhead plane. In our houses, rooms flow from one to another via doorways or hallways. In the garden, thresholds tie together outdoor rooms.

(Continued on page 19)



Vertical planes most easily create a sense of enclosure. Humans, by nature, want to feel sheltered and protected. When your entire yard is open in all directions, your eye takes in the whole view at once. There is nothing to focus on and the feeling is usually less than calming. However, by artfully obstructing the view, the perspective becomes more focused. You view the garden in shorter, smaller pieces which has the added effect of making your landscape appear larger.

Vertical planes in the landscape can be either explicit (solid) or implied. Examples of explicit vertical planes are walls and fences. Solid rows of tall evergreens can also create an explicit vertical plane. An example of an implied vertical plane is a small low planting bed that separates the patio from the open grass yard. There is a physical separation between the uses, but you can still see one from the other. Another example of an implied vertical plane is a collection of large pots planted with tall grasses flanking each end of a garden bench. The idea is to create a sense of enclosure and privacy.

The ground plane most strongly defines different functions within the landscape so the shape, size and material choice should all correlate to how people will use the space. If the use is intense and frequent, it will function best if covered with some type of hardscape – a flagstone patio, concrete pavers or wooden decking. If the use is infrequent, the ground plane material can be grass, mulch or a hardy ground cover. For example, a large open grass lawn is a great place for that occasional game of croquet or bocce ball. While mulch is an appropriate ground plane material for a small bench used for occasional magazine reading or a morning coffee break.

Differing ground plane materials can also help to define different uses within the same space. For example, if you want to have separate areas for dining and relaxing on the same patio; you can visually separate them into two “rooms” by placing an outdoor carpet under the lounge furniture while leaving the dining area uncovered. Varying the paving pattern within the same larger patio can have the same effect.

The ground plane can also define different outdoor rooms through elevation changes. If your lot is sloped, consider installing a retaining wall with steps that tie one area to the other. The lower elevation can be used for one function and the higher for another.

Like the vertical plane, the overhead plane can be either explicit or implied. It is also key to creating a sense of enclosure and controls the degree of exposure to outdoor elements. The overhead plane can be as simple as using patio umbrellas or as elaborate as building a pergola or gazebo. Well-placed trees with large umbrella-like canopies create an implied ceiling. So do not feel like you must always use manufactured elements to achieve this effect in your gardens.

Tying multiple outdoor rooms together is crucial to cohesive and appealing landscapes. Thresholds can be stone, mulch, or gravel pathways. They can also be gates, trellises, matching columnar shrubs or two tall planters. The dog days of summer are the perfect time to start designing your outdoor rooms. Get outside and start brainstorming.

Linda Spellman is a current member of the Four Seasons Garden Club of Heritage Shores in Bridgeville, DE and a past Vice President of the Gettysburg Garden Club. In addition to holding a degree in landscape architecture from Penn State, she is an avid naturalist and bird watcher.



Greenbrier Resort

Almost Heaven... West Virginia Darlene Newell

The 2023 NGC Convention Committee looks forward to welcoming NGC members and friends to the Greenbrier Resort in White Sulphur Springs, WV. So many fun and exciting things are planned: wonderful speakers, interesting workshops, great tours and much more! See the Winter 2023 issue of *The National Gardener* for complete information, including the convention schedule. Click to [REGISTER](#) today. Avoid a late fee, sign up by **April 14, 2023. Registration closes April 17, 2023.**

You will not want to miss the **Awards Banquet on Tuesday, May 2**, when members and clubs are recognized for their exceptional achievements along with the Award of Excellence recipients' announcement. Our **Wednesday, May 3, Luncheon** speaker, **Kevin Dodge**, delivers a presentation unlike any you have heard before. After Kevin, you will never think of "night sounds" the same way again. Later that evening, at the **Design Banquet, Floral Designer John Gillespie** demonstrates designing on a grand scale. John's family business, Gillespie's Flowers, creates floral designs for the Greenbrier for 100 years.

The **Thursday, May 4, Luncheon** speaker is **Jan Bills**, founder of Two Women and a Hoe, a company specializing in unique, beautiful and sustainable landscape designs. Jan will share her ideas on how to garden with comfort, ease, and simplicity. The **Evening Dinner** is the **Inauguration Banquet** and your opportunity to congratulate and honor NGC's incoming officers for the 2023-2025 term.

You will also want to take advantage of the varied and interesting **Seminar Presentations, Wednesday: Art Chadwick's Orchids in the Home and Frank Ceravalo's Photography for Everyone, Thursday: Claire Schuchman's A Home Cutting Garden and Jan Runyan's Birding Essentials**. In addition to all of this, enjoy the vendors, boutiques, casino, spa, fine dining, golf and the pleasure of experiencing it all at an exceptional and beautiful venue, the lovely Greenbrier Hotel. See you soon!

Darlene Newell, of West Virginia, is the 2023 NGC Convention Chair.

BRAD AUSTIN
imaginative florals

NGC WEBINAR APRIL 11, 2023 2 PM ET
Registration Required



Conformity In Underwater Design

Pilar Medellín

From the very beginning, this type of design with its striking and interesting inclusion of water as an integrated component opened endless possibilities for ingenuity, inventiveness and challenge for designers. Simultaneously, controversy began when judging them. The divided opinions of the judges were centered on trying to find out if the presence of water (as an element) and plant (as a material) were too much or, on the contrary, too little. All these need to be considered to comply with the requirements. There were so many uncertainties that the *Handbook for Flower Shows* was reviewed on several occasions to try to eliminate all doubts.

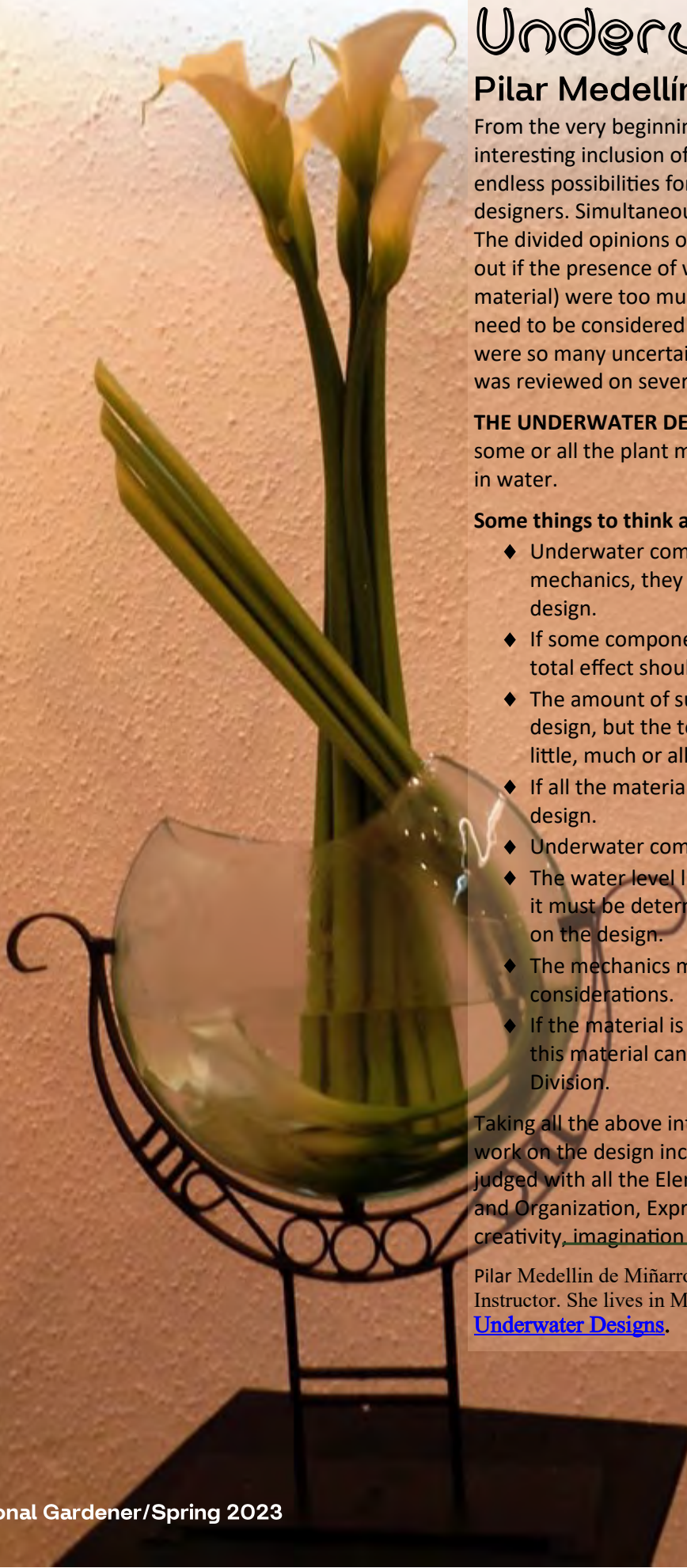
THE UNDERWATER DESIGN is defined as a Creative Design with some or all the plant material and other components submerged in water.

Some things to think about by the designers and judges:

- ◆ Underwater components are not just stems and/or mechanics, they must contribute artistically to the overall design.
- ◆ If some components are submerged and others are not, the total effect should be seen as a single design.
- ◆ The amount of submerged material is not what defines the design, but the total effect of it. It does not matter if it is little, much or all.
- ◆ If all the material is submerged, it conforms as a complete design.
- ◆ Underwater components appear larger to the observer.
- ◆ The water level line does not have to be complete, however, it must be determined, in the best way, considering its effect on the design.
- ◆ The mechanics must be planned contemplating these considerations.
- ◆ If the material is fresh, the water cannot be colored, because this material cannot be painted or treated in the Design Division.

Taking all the above into consideration, remember that you must work on the design including the submerged material, you will be judged with all the Elements and Principles of Design, Selection and Organization, Expression and Distinction. Quite a challenge for creativity, imagination and ingenuity when designing and judging!

Pilar Medellin de Miñarro, is a TNG international feature writer and NGC Instructor. She lives in Mexico. [Click to view more images of Pilar's Underwater Designs.](#)



La Conformidad en el Diseño Sumergido

Pilar Medellín

Desde la aparición de este tipo de diseño, tan llamativo e interesante por el hecho de incorporar el agua como un componente integrado, las posibilidades se fueron enriqueciendo con el ingenio, la inventiva y el reto que esto significaba para los diseñadores. A su vez inició la polémica en el juzgamiento de los mismos, cuando las opiniones divididas del panel trataban de averiguar si la presencia del componente agua y el material vegetal eran demasiados, o por el contrario muy poco, para que se considerara si cumplía con el requisito solicitado o no, y fueron tantas las interrogantes, que fue revisado en varias ocasiones en el Manual de Exposiciones de Flores para intentar eliminar todas las dudas al respecto.

EL DISEÑO SUMERGIDO, se define como Diseño Creativo con algo o todo el material vegetal y otros componentes sumergidos en el agua.

Algunas consideraciones a tomarse en cuenta por los diseñadores y jueces:

- ◆ Los componentes bajo el agua, no son solo los tallos y/o la mecánica, sino deben contribuir artísticamente al diseño total.
- ◆ Si algunos componentes están sumergidos y otros no, el efecto total debe verse como un solo diseño.
- ◆ La cantidad de material sumergido, no es lo que lo define, sino el efecto total, no importa si es poco, mucho o todo.
- ◆ Si todo el material está sumergido, conforma como un diseño completo.
- ◆ Los componentes bajo el agua, parecen más grandes a la vista del observador.
- ◆ La línea del nivel del agua no tiene que ser total, debe estar ubicada de la mejor manera tomando en cuenta el efecto en el diseño.
- ◆ La mecánica debe planearse teniendo en cuenta estas consideraciones.
- ◆ Si el material es fresco no puede colorearse el agua ya que ese material no puede pintarse o tratarse en la División Diseño.

Y bien, tomando en consideración todo lo anterior, recuerden que deben trabajar el diseño tomando en cuenta que cumpliendo con material sumergido, serán juzgados con todos los Elementos y Principios del Diseño, Selección y Organización, Expresión y Distinción. Todo un reto para la creatividad, imaginación e ingenio al diseñar y al juzgar!

Pilar Medellín de Miñarro, es escritora internacional de artículos especiales para TNG e Instructora NGC. Ella vive en México. [Haga clic para ver más imágenes de Diseño Sumergido de Pilar.](#)



Wanted: Flower Hunters

Let's do something great together.

We're here to guide you every step of the way. Stick with us, and you'll learn everything you need to know about foraging plant material and making AMAZING designs foraged by YOU!



Seek It.



Prep It.



Create It.



Love It.

oasis®
FORAGE
PRODUCTS™



oasisforageproducts.com

Spring Asparagus Quiche

Pat Greathead

With asparagus being one of the first vegetables in our garden, this dish is wonderful for brunch, guests, or to bring to a potluck. Enjoy!

Ingredients

- 16 asparagus spears
- 4 eggs
- 1.5 cups of whole cream
- 1 cup + 1 tablespoon of shredded Gruyere cheese
- 1/2 teaspoon pink Himalayan salt
- 1/4 teaspoon pepper
- 1 tablespoon of melted butter
- 1 unbaked pie crust – (premade or homemade)
- Chive flowers (optional)

Note: A wide (10”) pie plate reduces cooking time.

Directions

Preheat the oven to 350°. Clean the asparagus. If the spears are very thick, peel off the outer woody part with a peeler. Snap off the base of the spear which is tough. Reserve eight of the nicest spears for the top, cut to half your pie plate width (5” for mine).

Cut the remaining spears to 3/4” in length. Steam or boil them for 8 minutes. Drain and set aside. Place your pie crust in your pie plate and brush it with the melted butter. Pour the cooked asparagus onto the melted butter.

In a medium bowl whisk together the eggs, cream, salt and pepper. Stir in the shredded cheese. Pour the mixture over the cooked asparagus. Place the reserved spears in a pattern on top. Place carefully in the oven and bake for thirty minutes. It is cooked through when a knife inserted in the center comes out clean. Let it rest for 5 to 10 minutes or serve at room temperature. It is even great when cool. Chive flowers sprinkled on top give an extra flavor and color boost.

Pat Greathead, of Wisconsin, loves to cook and grow vegetables. She shares her delicious recipes at many garden club events.



[Click here for a printable recipe.](#)

Let's
COOK!



Asparagus • Natalia Mysak
Inset: Quiche • Pat Greathead

Play Outdoors at the Garden of the Gods

Doris Jackson

If your travels ever take you to Colorado, consider visiting the Garden of the Gods Park. The park is about an hour's drive from Denver. (Hint: The 2024 NGC Convention is in Denver!) The park is at the foothills of Pikes Peak and is owned by the city of Colorado Springs. Entrance is free to hikers, bikers and autos. Staff at the Nature Center provide a wealth of information about the park and its native plants.

Growing up in Colorado Springs allowed for many visits to the Garden of the Gods. Our home was on the mesa that overlooked the park. We enjoyed seeing the Kissing Camels from the living room window. With a telescope, we could see the climbers on the sandstone rocks. In the 1940's we always listened to the Easter Sunrise Service radio broadcast from the park with birds chirping in the background.

The Garden of the Gods is a great place to see native plants, trees and wildflowers growing and blooming. The park is filled with tall coniferous trees, such as Rocky Mountain junipers, Ponderosa pine, and white fir. Visitors may also spot deciduous Gambel oak trees, as well as Indian Paintbrush. The alpine tundra magnificently displays stunted plant growth.

The red rock sandstone formations, *Kissing Camels*, *Steamboat Rock* and *Balanced Rock* are world-famous and a must-see. Hiking, biking or driving are excellent ways to see these formations and plants. Add the Garden of the Gods to your travels.



Garden of the Gods • Joshua Woroniecki
Inset: Indian Paintbrush • Eveline de Bruin

Lilia's Rosemaries/ Los Romeros de Lilia

Blanca Niño Norton and Ana Isabel Carrera Cofiño

In Antigua Guatemala, a colonial city that holds the title of World Heritage by UNESCO, there is a beautiful place known as: "Casa Lilia". Today it is a Petit Hotel for the lucky ones who manage to find this little jewel of colonial architecture and gardening. The house is a period house, beautifully restored and decorated by its owner Lilia Cofiño de Carrera and her beloved daughter Ana Isabel.

When arriving at "Casa Lilia" we are pleasantly surprised by many things. A beautiful art collection, and especially a collection of memories that tell stories of someone wonderful called Lilia. We celebrate her life in this article because she was a lovely person, friend, Guatemalan and lover of nature.

The garden of the house is a refuge for rosemaries, *Rosmarinus officinalis*, all round topiaries, planted in clay containers. A beautiful rosemary family of all ages. Just by touching one of the rosemaries, the house is filled with that delicious scent that reminds us of the warmth and joy of home, says Ana Isabel. She also tells us that her mother bought her very first rosemary in Connecticut about 25 years ago and hand-carried it to Guatemala. Lilia reproduced them little by little and today the Rosemary family has 110 members up to 20 years of age since that is the approximate lifespan of rosemaries planted in containers – 25 are babies.

There are two people dedicated to the maintenance and daily care of these topiaries, Don Victor Solis and Don Eliseo Zamora. They change the soil regularly so that the rosemary is nourished with good soil and triple 15. They are watered daily and pruned all the time. There is so much to tell about this wonderful treasure of Lilia's rosemaries. How many of us have at least one rosemary at home? Lilia is no longer physically with us, but without a doubt, her love continues and accompanies us with her legacy.

Blanca Niño Norton with the collaboration and photography of Ana Isabel Carrera Cofiño. Blanca Niño Norton, of Guatemala, is our *The National Gardener* International Affiliates Conservation writer. [Click here to see more images of Lilia's Rosemaries.](#)



En La Antigua Guatemala, Ciudad colonial que ostenta el título de Patrimonio Mundial por parte de la UNESCO, existe un precioso lugar conocido como: "Casa Lilia". Hoy es un Petit Hotel para los afortunados que logran encontrar esta pequeña joya de la arquitectura colonial y de la jardinería. La Casa es una vivienda de época, que fue restaurada y acondicionada hermosamente por su propietaria Lilia Cofiño de Carrera y su querida hija Ana Isabel.



Lilia Trimming Rosemary • Ana Isabel

Al llegar a "Casa Lilia" nos sorprenden muchas cosas. Una hermosa colección de arte, en especial una colección de recuerdos e historias de alguien maravillosa llamada Lilia. Celebramos su vida en este artículo porque ella fue una persona encantadora, amiga, guatemalteca y amante de la naturaleza.

El jardín de la casa es un refugio de romeros, *Rosmarinus officinalis*, todos topiarios redondos, sembrados en recipientes de barro creando una bella familia de romeros de todas las edades. " al solo tocar uno de los romeros, su perfume llena la casa de ese delicioso aroma que nos recuerda la calidez y alegría del hogar"... dice Ana Isabel. Nos cuenta que su mamá compró el primer romero en Connecticut hace unos 25 años, y que lo trajo a Guatemala en la mano. Durante años ella los fue reproduciendo poco a poco. Hoy la familia de romeros tiene 110 miembros de hasta 20 años de edad puesto que es el tiempo aproximado de vida de los romeros en recipiente – 25 de ellos son bebés.

Hay dos personas dedicadas a su mantenimiento y cuidado diario. Don Victor Solis y Don Eliseo Zamora. Ellos cambian la tierra regularmente para que los romeritos se nutran con buena tierra y triple 15. Son regados diariamente y se podan todo el tiempo. Tanto que contar de este tesoro de los Romeros de Lilia. ¿Cuántas de nosotras tenemos al menos un romerito en casa? Lilia ya no está físicamente con nosotras, pero sin duda su amor sigue y nos acompaña con su legado.

Blanca Niño Norton con la colaboración y fotografía de Ana Isabel Carrera Cofiño. Blanca Niño Norton, de Guatemala, es nuestra escritora de *The National Gardener* International Affiliates (COMAAI) sobre temas de medio ambiente. **Haz click aquí para ver más imágenes de [Los Romeros de Lilia.](#)**

Plant a Bit of History

Audrey Coyle

Trees are deeply intertwined in our Colonial American history. The intimidating vast forests provided fuel, shelter and food for the colonists, not to mention timber, tar and masts for ships. Trees served as boundaries in old deeds and exceptionally tall or unusual-looking trees sometimes functioned as landmarks for travelers.

With most of the forest giants gone, we now focus on replanting. American Heritage Trees (AHT), a non-profit organization, focuses on saving venerable trees associated with historic people or events. Its mission is to propagate seeds and produce saplings of trees from select trees. People can then order and plant these trees. AHT is located on Phyllis and Tom Hunter's double-century farm in Lebanon, TN. The farm was originally owned by Andrew Jackson, then a justice on the Tennessee Supreme Court. You could consider their farm serving as a kind of 'arboreal ark'. If a "mother" tree dies, the Hunters give the organization running the historic site one of its descendants for replacement. The AHT website lists trees from throughout USA history. These include descendent trees from George Washington's Mount Vernon, FDR's Little White House Historic Site, Mark Twain's Cave Complex in Hannibal, MO, Robert E. Lee's Stratford Hall, VA,

Henry David Thoreau's Walden Woods Project and Helen Keller Birthplace Foundation at Ivy Green, Tusculumbia, AL and many others. Visit [American Heritage Trees](#) and enjoy a tree walk through history.

While visiting friends in Wilmington N. Carolina, I came across this ancient 500-year-old tree in Airlie Gardens. She is the 'Airlie Oak', a Southern live oak (*Quercus virginiana*) and is the North Carolina State Champion live oak. If these ancient trees could talk; we would hear some incredible history.

Audrey Coyle, of Colorado, is the NGC Horticulture-Trees and Shrubs Chair plus the Plant a Tree Chair.



Airlie Oak • Kirill Kolev



CobraHead
The Best Tools In Earth!

Comfortable | Versatile | Super Tough!

CobraHead® Original,
Mini, Long Handle
& Broadfork



**Wholesale Discounts
to Garden Clubs**

Contact us for details

**10% discount for
NGC members**

Use code **NGC23**
at checkout
Or call us with code


CobraHead.com
1.866.962.6272



L-R: Chimeral Variegation - *Dracaena trifasciata*



Hosta plantaginea



Codiaeum variegatum • Ana Calegari

Variegation – A Beautiful Phenomenon in Plants

Dr. Ana María Calegari

The scientific name of variegation comes from the Latin: *Variegata*, which means mottled, with various colors and sometimes poorly combined. In plants, this variegation occurs on leaves and sometimes stems with unusual differently colored areas. The colors range from white, cream, yellow and even more exotic shades such as purple, red and pink.

Variegation is caused by a cellular mutation, which can be inherited genetically or randomly. This causes a lack of chlorophyll – the green pigment. This lack of chlorophyll hinders photosynthesis, which can also cause slower growth.

There are four types of variegation:

1. **Chimeral variegation:** it is the most common type of variegation. This occurs when, in a tissue or organ, there are cells with more than one genetic composition where some can produce chlorophyll and others cannot. The parts that are not green indicate that this meristematic tissue has lost the ability to produce chloroplasts which are in charge of carrying out photosynthesis and producing chlorophyll and the color green.

The stability of these chimeric changes depends on the type of mutated cells of the meristem. They are stable when we subject these plants to asexual reproduction by cuttings, layering and grafts. The variegation can be symmetrical in the whole plant and in others it can be random and even unstable. Over time the plant may turn green again. An example of these plants is the *Monstera deliciosa*, *Saintpaulia* and *Dracaena trifasciata*.

2. **Reflective variegation:** also called bubble variegation. It is caused by the reflection of light on the surface of the

leaf due to a layer of air under the epidermis that causes this silvery or white effect. An example of this can be seen in *Pilea cadieri*. At times it can be caused by hairs on parts of the leaf that makes them look different in color, for example, *Begonias*.

3. **Pigment variegation:** this occurs when chlorophyll is covered with other pigments produced by the plants, such as anthocyanins that give pink, red, purple or blue colors. There are cases where these color changes cause constant zonal markings as in *Pelargonium* and *Oxalis*. In other instances, there are wide variations within the same population as in the *Plectranthus* (*Coleus*).
4. **Pathogenic variegation:** It is produced by a pathogenic organism in leaves and stems. There is a virus called Mosaic Virus, which can be seen on the leaves of *Abutilon variegata* or in *Junipers*. This should not be confused with chlorophyll failure due to a lack of nutrients.

Variegated Plant Care

- They require a lot of light and do not tolerate direct sun except for *Codiaeum* and *Plectranthus scutellarioides*.
- They are more sensitive to pests and diseases.
- Do not exceed in fertilizers.
- Avoid drafts.
- Do not overwater.

Dr. Ana Calegari is an international writer/editor of feature articles for *TNG*. Ana lives in Uruguay. [Click to view more on Variegation - A Beautiful Phenomenon in Plants.](#)



L-R: Reflective Variegation - *Pilea cadieri*



Pigment Variegation - *Calathea makoyana*



Virus Variegation - *Abutilon pictum* • Ana Calegari

La variegación – Un fenómeno lleno de belleza en las plantas Dra. Ana María Calegari

La denominación científica de variegación viene del latín: *Variegata*, que significa abigarrado, varios colores y a veces mal combinados. En las plantas esta variegación se da en hojas y a veces tallos con áreas coloreadas en forma diferente, inusuales, con colores que van del blanco, crema, amarillo e incluso tonos más exóticos como púrpura, rojo y rosa.

Esta variegación está causada por una mutación celular, que puede ser heredada genéticamente o aleatoria. Esto provoca la falta de clorofila – el pigmento verde. Esta falta de clorofila dificulta la fotosíntesis por lo que puede causar un crecimiento más lento.

Existen cuatro tipos de variegación:

1. **Variegación quimeral:** es el tipo más común de variegación. Esto ocurre cuando en un tejido u órgano hay células con más de una composición genética donde algunos pueden producir clorofila y otros no. Las partes que no son verdes nos indican que ese tejido meristemático ha perdido la capacidad de producir cloroplastos quienes son los encargados de realizar la fotosíntesis y producir clorofila y el color verde.

La estabilidad de estos cambios quiméricos depende del tipo de células mutadas del meristemo. Son estables cuando sometemos a estas plantas a reproducción asexual por estacas, acodos y esquejes. La variegación puede ser simétrica en toda la planta y en otras puede ser aleatoria e incluso inestable. Con el tiempo la planta se puede volver verde nuevamente. Un ejemplo de estas plantas son la *Monstera deliciosa*, las *Saintpaulia* y la *Dracaena trifasciata*.

2. **Variegación reflexiva:** también llamada variegación

burbuja, causada por la reflexión de la luz en la superficie de la hoja, ya que debajo de la epidermis se encuentra una capa de aire que causa este efecto plateado o blanco. Esto es lo que encontramos en la *Pilea cadieri*. Otras veces esta causada por pilosidades en partes de la hoja que también hace que se vean de diferente color, por ejemplo las *Begonias*.

3. **Variegación pigmentaria:** cuando la clorofila se recubre de otros pigmentos producidos por las plantas como las antocianinas que dan colores rosas, rojos, púrpura o azules. Hay algunos casos que estos cambios de coloración provocan marcas zonales constantes como en los *Pelargonium* y los *Oxalis*. En otros hay variaciones amplias dentro de una misma población como sucede en los *Plectranthus* (*Coleus*).
4. **Variegación patógena:** Se produce por algún organismo patógeno en hojas y tallos. Hay un virus que se llama Virus del Mosaico, que se observa en las hojas del *Abutilon variegata* o en los *Juníperos*. No confundir con la falla de la clorofila por falta de nutrientes.

Cuidados de las plantas variegadas

- Precisan mucha luz, no toleran sol directo salvo los *Codiaeum* y los *Plectranthus scutellarioides*
- Son más sensible al ataque de plagas y enfermedades
- No excederse en abonos y fertilizantes
- Evitar las corrientes de aire
- No excederse en el riego


La Dra. Ana Calegari es escritora/editora internacional de artículos destacados para *TNG*. Ana vive en Uruguay. **Haga clic para ver información adicional sobre [La variegación – Un fenómeno lleno de belleza en las plantas.](#)**



Toolkit for Success

Looking for an inspirational reading for your next event? Should it be humorous, patriotic or encourage leadership? Do you need an invocation, benediction or memorial reading? What about all those spring installation ceremonies? All this and more are available in the new NGC publication *Toolkit for Success*.

From President Mary: *The Toolkit was created as a reference to assist clubs planning meetings and conducting events.* Thanks to Robin Pokorski for creating this valuable resource. Download your copy today, [Toolkit for Success](#) or from [Member Resources](#).



PLANT AMERICA - Trees

“Each One, Plant One, Preferably Native Tree”

Dear State Presidents,

Please send me the number of trees planted in your state since the 2022 Convention in Orlando until April 10, 2023. Please include:

- ◆ Your name and state
- ◆ Number and types of trees planted (both botanical and common name, if possible)
- ◆ where and when there were planted if known

After compiling the totals, I will announce the numbers at the 2023 Convention in West Virginia. It will be fun to hear about our success planting trees, especially natives, across North, Central and South America.

[Audrey Coyle](#), “Each One Plant One” Chair



Retired Gardener • Georgesau Adrian

Why We Garden - *A Gardener's Memories*

Roberta Robinson

What is it about gardening that entices millions of people around the world to go outside and dig in the dirt? It must be embedded in our DNA to want to be one with the land and produce our food and flowers or to just create a beautiful landscape around our home. Many of you may have suppressed this pre-programming of your gene pack or maybe you have evolved along a different line. Cheers to those of us who cannot resist the urge to get out there and improve on Mother Nature's original plan for our yards.

I started to garden when I moved into my first house. Even though the house was ten years old, the yard was essentially barren except for a few bushes planted against the foundation and a third of an acre of something like grass. The soil was pure clay. Since we soon acquired two kids and two dogs, my husband and I decided to enclose the yard with a fence to keep everyone in. There must have been a drought that year because I remember my husband and his friend, neither one of them very big, trying to dig post holes with an electric post-hole digger. They each grabbed a handle, put the auger on the ground, switched it on, and began to spin around, legs out straight behind them. Over the next few years, we poured a concrete patio, built stone retaining walls plus planted trees, shrubs and a variety of annual flowers. Mostly, I gardened so I could be outside watching my kids and seeing that everyone latched the gate behind them so the dogs would not escape.

Bigger and better things awaited me when we built a new house on a half-acre lot. But the soil there was worse. Why else would it have formerly been a turkey farm? So once again we set about pouring a patio, building stone retaining walls, installing a fence to keep the dogs in plus planting trees, shrubs and flowers. We also bought truckloads of topsoil and soil amendments which were a real joy to mix in with whatever that orangish brown stuff was. It was a lot of work and upkeep, but we were young and strong. Then, for some reason, we bought another quarter acre behind our house that I would claim as my own. There I created a little park-like garden. Eventually, my "park" had everything—a cute shed, winding grass paths, tall shade trees, perennial beds and a little hidden dining spot - which never got dined in! My husband grew raspberries in one corner of the lot hidden by my "meadow" garden.

Every day, I came home after work and grabbed my little basket of garden implements and headed outside to weed, edge, prune, plant and mulch. I lost track of time and only knew it was time to cook dinner when my husband returned home from work and called "Yo, dear, it's 6 o'clock!" The irony of this was that I could not even see my back garden from the house. I had to purposely go there. But we could see the pool, fence borders and the front foundation plantings.

(Continued on page 32)

Then I retired, joined a garden club and got into gardening full-time. I acquired a library of garden books which occupied five lineal feet of bookshelf space, and I studied them thoroughly. Gardening became a way to create a living work of art, combined with horticulture. Like any landscape design, mine incorporated a myriad of plants weaving in and out of sunny and shady areas with considerations for height, texture, color combinations, bloom time, aggressiveness, scent, water requirements, soil acidity and attraction of bugs, good and bad. Plans also included how visitors would get around in the space without moving too fast or revealing everything at once. Yes, no doubt about it--gardening is for artists who like to sweat, ache and share. Gardeners are very generous people. They love to share their knowledge, seeds, seedlings and cuttings. They share their time when someone needs help because they are overwhelmed, going away or laid up. This must be why we garden. We love it all.

So where do I garden now? Nowhere, it is over. I sold my house to a couple who promised to maintain my garden. I gave them a jump drive describing every plant on the property and where it is planted. I live on the second floor of a senior community with a balcony holding three planters. Yes, it is all or nothing with me. Although I remain active in my garden club, I am a retired gardener with beautiful memories. My gardening glory days are over. Nowadays, I try to avoid sweating, and my fingers and back hardly ever hurt anymore. I had a great run, and I am content to just remember it all.

Roberta Robinson lives in Pennsylvania and is a member of the Outdoor Gardeners Garden Club. She writes for their monthly publication *The Dirt*.

NEW SUPPORTER

PittMoss

BETTER HOMES & GARDENS
BEST Overall Potting Soil & BEST Peat-Free Soil

BENEFITS
Peat-FREE
Requires 2/3 Less Water
Light Weight & Easy to Use
Grows Bigger, Stronger Plants
Made from Recycled Paper

USE
Raised Flower Beds
Flower Pots & Containers
Indoor Plants
Grass Seeding
Seedlings

Use Promo Code **NGCMAY**
and receive 15% off your first online order!

2603 Duss Avenue, Ambridge, PA 15003
www.pittmoss.com

Certified Pesticide-Free Upcycled Made in the USA OMRI LISTED Certified Organic

Vision of Beauty

Florence Leyssène

The 2024 *Vision of Beauty (VOB)* calendar is in print production and will be available on sale later this spring. Thank you to the VOB committee for the support, dedication and thoughtful input throughout the production process. Most of all, a sincere thank you to all the designers who submitted entries on time. Because the number of designs needed is limited to the number of pages in the calendar, we cannot publish all the entries we receive. The committee works together to select photographs, organize the calendar and prides itself on being detail-oriented to produce a high-quality publication.

The committee is accepting entries for the 2024 *Vision of Beauty* Calendar. The calendar highlights numerous Traditional, Creative and Botanical Arts Designs, as well as small pocket gardens. All members of clubs affiliated with National Garden Clubs, Inc. are invited and welcome to submit entries.

Click this link [Vision of Beauty](#) to find the requirements and entry form. Note the new email address on the form to send your entry forms and digital images. Thank you so much for your participation because without your beautiful entries, we would not be able to produce such a lovely work of art enjoyed nationwide.

Florence Leyssène, of New Jersey, is the *Vision of Beauty* calendar committee chair.

SMELL THOSE HERBS

Bud Qualk

Everyone has favorite flowers, shrubs and trees; but one of the most beloved plant groups of all time are herbs, pronounced erbs in the United States and herbs in the United Kingdom. Why not start or expand an herb garden?!

Those attractive aromatic plants take little space so they fit any garden style, from containers to perennial borders to raised beds to a formal herb garden design. Consider positioning herbs in containers close to the kitchen for easy picking. Small containers will house single herb plants while large containers can house many different herbs. Container herbs will need repotting every other year and top dressing in autumn. If planting in the garden, choose a full sun (6 hours or more) environment. In cold climates, some herbs will be more likely to survive a hard winter if they are planted on the east/south side and close to a brick foundation or similar facsimile.

Herbs have great potential as low-maintenance plants, as they are usually hardy, drought resistant and tolerant of poor soils, which makes them a perfect fit for most gardeners. Most perennial herbs benefit from a light pruning just after flowering in late summer. This ensures a continuous supply of fleshy leaves for the kitchen and keeps the plants compact. Most herbs need to be replaced every few years. Pruning is a good way of generating a supply of cuttings, which can be rooted, potted, then planted out in different places to replace old stock.

Fresh herbs add a delicious flavor to dishes and are generally sweeter and stronger than dried ones. Grow the herbs you use in cooking and maybe some that are known for their healing properties. A basic herb garden could include:

Basil is a tender aromatic herb.

- ☼ Grow on sunny windowsills and cultivate outdoors in hot dry summers.
- ☼ Needs heat and full sun.
- ☼ Water regularly throughout the season.
- ☼ Remove flower stalks as soon as they appear to prolong leaf growth.
- ☼ Pick out tops regularly to promote bushy growth.
- ☼ Soil requirements: well-drained rich moisture retentive soil or compost

Basil adds great flavor to tomato dishes, sauces, pasta, chicken, beans, vegetables, and just about anything! It is an essential ingredient in Mediterranean cooking. It may treat hay fever and asthma and, in tea, treat stress.

Lavender is a small shrub or perennial.

- ☼ All varieties require full sun.
- ☼ Some varieties are hardy, particularly *Langustifolia* 'Hidcote.'
- ☼ Prune after flowering to stimulate denser growth and again in late spring to shape plants.
- ☼ Soil requirements: well-drained loam or compost with added grit.

People usually grow lavender for scent and therapeutic purposes. The flowers are edible and great in cookies. Use in infusions to cure cough. Dry for potpourris or in sachets for scent and use oil for its calming effect. Lavender is especially joyful when planted along pathways so visitors can touch the plant and enjoy the scent while walking by.

Oregano is a bushy plant with flowers on upright stalks.

- ☼ Light shade.
- ☼ Soil requirements: rich, well-drained to dry soil

A favorite Mediterranean herb used to flavor stews and pasta dishes. Bees and other beneficial insects love oregano. The foliage is dark green to gold, round or pointed, depending on the variety.

(Continued on page 34)

Parsley is a biennial that flowers in the second year and the leaves turn bitter.

- ☼ Full sun.
- ☼ Keep watered to prevent it from going to flower and seed in its first year.
- ☼ Soil Requirements: good drainage.
- ☼ Easily brought inside to overwinter.

Use flat leaf parsley in cooking since it has more flavor than curly leaf which is more decorative as a garnish. Use parsley in salads, vegetable and egg dishes, on potatoes and in sauces. It is a great source of vitamin C and is used in many different digestive situations such as calming the gut and increasing the appetite.

Rosemary is a hardy perennial shrub.

- ☼ Grown for sweet aromatic leaves and flowers.
- ☼ Generally, is frost-hardy.
- ☼ Best propagated from cuttings.
- ☼ Plant in late spring.
- ☼ Prune hard or shape after flowering to encourage lower shrubby growth.
- ☼ Soil requirements: free draining loam or compost.

Use it on potatoes, chicken, fish and about any dish you want to try but a little goes a long way.

Sage is a small evergreen shrub.

- ☼ Full sun.
- ☼ Frost hardy with protection.
- ☼ Prune hard after flowering to maintain a compact habit.
- ☼ Renew plants every 6–7 years.
- ☼ Soil requirements: good drainage.

Use sage with fatty foods such as duck, chicken, or pork. It goes well with tomato dishes and in stuffing. It is used as an anti-inflammatory, as a gargle for sore throat, and in the treatment of angina and high blood pressure.

Thyme is a low-growing spreading evergreen shrub that is strongly aromatic.

- ☼ Will happily grow in wall cracks or walkways if it is sunny.
- ☼ Frost hardy.
- ☼ Drought resistant.
- ☼ Plants are short-lived and should be renewed every 3-4 years as they tend to spread and leave a bare center.
- ☼ Soil requirements: any poor free draining soil.

Use thyme to flavor meats, soups, fish and veggie dishes. Thyme is an antiseptic and insect repellent. It may be taken for a cold, flu or gargle it for a sore throat.

There are so many herbs to grow and enjoy. Try some in your garden this year and see how they will repay you with beautiful flowers, foliage, aromas and flavor for recipes and medicinal uses.

Bud Qualk of Kentucky is the NGC Horticulture Committee Coordinator and Edible Gardens Chair. He is the producer and host of a TV show called "Master Gardening." Watch Bud's programs on [YouTube](#).





Spring Sensory Garden • Debi Harrington

Stop and Smell and Touch and See...

Debi Harrington

With the close of one year and the opening of another, we often find ourselves reflecting on changes we would like to make in our lives. For many of us, it is no different when it comes to gardening. Perhaps there were plant varieties that did not perform as well as we would have liked, garden chores that took too much time, trials that arose to challenge our gardening skills and for many - guilt from using too much precious water.

If Covid-19 had a good side, it taught us to live conservatively, to focus on family and our surroundings at home and to create places of beauty and respite. It brought many to gardening for the first time since World War II, and it revived the need for supplementing purchased foods and flowers with homegrown varieties due to the unavailability of fresh produce and supply shortages.

The Deep South Region just completed its 2023 Annual Convention with a wonderful theme, "The Mindful Gardener...a Journey Through the Senses". The days were filled with becoming more mindful of every aspect of gardening. This theme could be applied to our gardens, as well as our community garden spaces.

Undoubtedly, our gardens already include plantings and hardscapes that invigorate our senses. Sensory gardens can also be therapeutic gardens for us, but especially for veterans, children, elders, those who are physically and mentally challenged and the grieving.

After perusing seed catalogs and strolling the aisles of nurseries, choose a few new sensory-stimulating plants to grow in 2023. Let us continue that trend of creating outdoor spaces that bring us pleasure, ones that provide for our physical and mental needs, as well as the needs of native wildlife. We can strive to provide more beauty in our neighborhoods and communities. In 2023, we can intentionally incorporate more of our major senses in our gardens – touch, sight, smell, taste and sound. In the next issue of *The National Gardener*, we will explore plants especially suited to enhance our senses.

Debi Harrington of New Mexico is the NGC Gardening Coordinator.

NGC NEWS



MEMBER MONDAY

The final *Member Monday* for this term is April 27 at 1:00PM Central Time. The program is *People, Plants, and Programs - Part 4 - Environmental School* - learn directly from the NGC Environmental School Committee about this timely course which enables you to become an Environmental Consultant. [Register here](#) or on the Member Resources page under Member Mondays.



KEEP INFORMED

To be the first to know about future NGC virtual events, [subscribe](#) to *The National Gardener* to join our mailing list. You can subscribe all the members of your club (with their permission) by sending an excel spreadsheet with their first and last names and email addresses to [Emily Kiske](#) at NGC Headquarters.



WEBINAR

The last webinar of this term is April 11 at 2:00PM Eastern Time with Entertainment Top award-winning Lifestyle Producer Brad Austin presenting *Imaginative Florals*. See [Member Resources](#) for more information.



PAST EVENTS AND VIDEOS

Previously broadcast Member Mondays and Webinars along with other great resources are available for viewing in the [NGC Video Café](#).



THANK YOU FROM EDITOR GERIANNE

Thanks to all who helped to transform the new digital version of *The National Gardener* into a success. Growing this publication from print to electronic took much time and perseverance. It only happened with the help and support of everyone in NGC. Thanks, are especially extended to HQ Staff Emily Kiske, Katie Roth and Bill Trapp. Extreme gratitude to our TNG staff, Assistant Editor Dawn Mozgawa, Advertising Manager Pat Wolanski, Copy Editors Joyce Bulington and Gerry St. Peters and International Editor Pampa Risso Patrón for their eagle-eye corrections. Thanks to our feature writers, Ana Calegari, Pat Greathead, Pilar Medellín de Miñarro, Blanca Niño Norton, Charlotte Swanson, Melinda Myers and Bruce Crawford for always providing engaging material. Thanks to our committee chairs for answering the call for articles. Most of all thank you to President Mary Warshauer for your confidence and freedom to allow my editorial creativity to flourish. Finally, thank you to our readers, we are here because of you! We look forward to the next two years of providing you with great info.



Plants • Andrea Obzerova
 Tablet • Stokpic
 Grass • Christoph Schütz

President Mary's Travels

- ❖ April 4: Arkansas GC, Little Rock, AR
- ❖ April 11: New Mexico GC, Albuquerque, NM
- ❖ April 14: Arizona GC, Tempe, AZ
- ❖ April 16: Missouri GC, St. Louis, MO
- ❖ April 20: South Carolina GC, Myrtle Beach, SC
- ❖ May 1: NGC Convention, White Sulphur Springs, WV

President-Elect Brenda's Travels

- ❖ April 18: Ohio GC, Toledo, OH
- ❖ April 21: Pennsylvania GC, Monroeville, PA
- ❖ May 1: NGC Convention, White Sulphur Springs, WV
- ❖ June 3: Nevada GC, Las Vegas, NV
- ❖ June 6: Washington GC, Olympia, WA
- ❖ June 12: Oregon GC, Portland, OR
- ❖ July 24: Fargo Garden Society Centennial, Fargo, ND

Looking for Events?

- ❖ Search the [NGC Calendar](#) for upcoming in person and virtual events near you or across the globe.

Coming Soon

- ❖ April '23 - March '24: [Environmental Schools*](#)
- ❖ April '23 - March '24: [Flower Show Schools*](#)
- ❖ April '23 - September '23: [Gardening School*](#)
- ❖ April '23 - November '23: [Landscape Design School*](#)
- ❖ April '23 - October '23: [Multiple Refreshers](#)
- ❖ August '23 - November '23: [Symposiums*](#)
- ❖ [International Events*](#)

*Clicking on the above links takes you directly to the most up-to-date course listings and details on the website. Looking for a specific course? Click on Course 1, 2, 3 or 4 or Month on the course listing chart.

[Subscribe to TNG](#) to assure email notification of NGC events: Membership Mondays and President Mary's Webinars.

NOTE: Throughout *TNG* [click on ads](#) to go directly to our advertisers webpages and [click on blue, underlined links](#) to get more information or contact a committee chair or author.

Did You Know? Gina Jogan (How long do these common items last in a landfill? [Source: Various])

Plastic 6-Pack holders = 450 years
 Plastic shopping bags = 10 - 1,000 years
 Plastic bottles = 450 years
 100% Cotton T-shirts = 6 months
 Polyurethane cushions = 1,000 years
 Paper = 2 - 6 weeks
 Tin cans = 50 years
 Rope = 3 - 14 months

Leather = 50 years
 Disposable diapers = 500 years
 Wet Wipes = 100 years
 Synthetic fabric = 100+ years
 Glass = 1,000,000 years
 Paper towels = 2 - 4 weeks
 Wool socks = 1 - 5 years
 Cardboard = 2+ months

Aluminum foil = 400 years
 Nylon fishing nets = 40 years
 Plastic straws = 200 years
 Batteries = 100 years
 Cigarette butts = 18 months - 10 years
 Tires = 2,000 years
 Aluminum cans = 80 - 100 years
 Foam cups = 50 years



Antarctica • Gerianne Holzman

Sitting on the Porch

Gerianne Holzman, Editor

As I sit on the porch, enjoying a fine spring day in Wisconsin, I wonder how many of us have suddenly had life-changing moments. How often do we recognize an event or occurrence as life-changing? Do we recognize it immediately or later, in retrospect? It might have been a person asking you to attend a garden club meeting that seems pretty inconsequential yet leads to a lifetime joy of floral design. Perhaps it was seeing a new bird in your garden that created a passion for wildlife photography. Of course, there are those more serious moments such as hearing unwanted words from a medical provider or a phone call in the middle of the night. Perhaps your transformative time was the birth of a child or grandchild. We have all had these moments for better and worse.

In January, I had the rare opportunity to visit Antarctica. While the majesty of the continent and islands are almost indescribable, just being there was a life-changing event. It provided an opportunity to feel one with the planet while also feeling inconsequential in the grandness of it all. Seeing plants and animals thriving in an inhospitable climate puts a lot of things into perspective while providing hope that our world will survive - if we take care of it.

Small things start us in new ways of thinking.

V.S. Naipaul

We appreciate all of the amazing stories, articles and images in this issue of The National Gardener. Send comments and suggestions for future issues to [Gerianne Holzman](#), editor. We encourage all NGC members to submit articles.



**National Garden Clubs, Inc.
PLANT AMERICA MONTH
Proclamation**

Whereas, April 22, 2023 is the 53rd anniversary of Earth Day, which recognizes and celebrates the birth of the global environmental education and stewardship movement grown out of an awareness of our impacts on the local and worldwide communities;

Whereas, In April, the last Friday of the month, April 28, 2023, is the 151st anniversary of Arbor Day, which recognizes and celebrates the critical role of trees in the earth's environment and in creating healthier, safer and more connected communities;

Whereas, The world has endured a pandemic which affected so many members of our communities who have sought refuge and taken solace, hope and sustenance in their gardens;

Whereas, Doug Tallamy's lectures about biodiversity continue to educate us while the world has experienced catastrophic weather events including drought, fires, hurricanes, bomb cyclones, record setting temperatures and other weather changes due to man's environmental impacts;

Whereas, It is the Mission Statement of the National Garden Clubs, Inc. to provide education, resources and national networking opportunities for its members to promote the love of gardening, floral design and civic and environmental responsibility and to share these resources within their communities;

Whereas, The National Garden Clubs, Inc. instituted the Plant America program to provide resources and support for its local member clubs and the gardening projects they have undertaken in partnerships with their communities; and

Whereas, The Board of Directors of the National Garden Clubs, Inc. wishes to acknowledge and celebrate the import and confluence of these events of April 2023, now, therefore, be it

Resolved, That National Garden Clubs, Inc. hereby declares April 2023 as PLANT AMERICA MONTH.

**Mary Warshauer
NGC President 2021-2023**



NATIONAL GARDEN WEEK
June 4-10, 2023
Sponsored by
National Garden Clubs, Inc.

