

The background of the cover is a detailed landscape painting. The upper portion shows a sky filled with large, billowing white and grey clouds, with some light breaking through. Below the sky, a dark, rocky ledge marks the top of a waterfall. The waterfall itself is the central focus, with multiple streams of water cascading down. The water is rendered in various shades of blue, teal, and green, with visible brushstrokes that create a sense of movement and texture. At the bottom of the waterfall, the water splashes into a pool, creating a bright, white, misty area. The overall style is reminiscent of 19th-century landscape art, with a focus on natural beauty and atmospheric effects.

The National Gardener

Winter 2012



Garden Club

Insurance

Liability Plus \$265.00

Bonding Plus \$83.00

Directors & Officers Liability Plus \$88.00

Accident Medical Plus \$123.00

Property Plus \$100.00

rvnuccio.com or 1-800-567-2685

Underwritten by



Fireman's Fund[®]
Insurance Company

RVNA

RV NUCCIO & ASSOCIATES, INC.



The National Gardener

Winter 2012
Vol 83, No 1

Quarterly Journal of National Garden Clubs, Inc.

National Garden Clubs, Inc.

5,737 Garden Clubs
188,031 Garden Club Members
50 States and the National Capital Area
49 National Affiliate Member Clubs
293 International Affiliate Member Clubs

Shirley S. Nicolai, President
12325 Hatton Point Road, Fort Washington,
MD 20744-7014

The National Gardener

Susan Davidson, Editor
102 South Elm Avenue, St. Louis, MO 63119
Ph: 314-968-1664; susand102@charter.net
Direct all advertising inquiries to the
TNG Editor, Susan Davidson

**TNG Circulation, 4401 Magnolia Avenue,
St. Louis, MO 63110; 314-776-7574**

NGC Headquarters

Monday-Friday 9:00 am — 4:30 pm CST
4401 Magnolia Avenue, St. Louis, MO 63110
Tel: 314-776-7574 Fax: 314-776-5108
E-mail: headquarters@gardenclub.org
Internet: www.gardenclub.org

Michelle Smith, Ext: 14; Executive Director
Teri Virga, Ext: 17; Member Services
1-800-550-6007 - Orders Only, Please
Bill Trapp, Ext: 12; Accountant
Michelle Chapman, Ext: 11; Accounting Assistant
Kathy Romine, Ext: 15; Administrative Assistant
Katie Roth, Ext: 10; School Secretary

The National Gardener (ISSN: 0027 9331) (USPS: 595-500) is published quarterly by National Garden Clubs, Inc., 4401 Magnolia Avenue, St. Louis, MO 63110-3492 U.S. Subscription Rates: 1 year: \$6.50; 3 years: \$18. Foreign Subscription Rates: 1 year: \$15; 3 years: \$30. 1 year subscription outside continental U.S., including AIR MAIL: \$29; 3 year subscription outside continental U.S., including AIR MAIL: \$73. Change in name/address - \$1. Single copy - \$2. Postmaster: Send address changes to *The National Gardener*, National Garden Clubs, Inc., 4401 Magnolia Avenue, St. Louis, MO 63110. Periodicals postage paid at St. Louis, MO. Send all subscriptions, changes of address and inquiries to: Circulation Department, NGC, 4401 Magnolia Avenue, St. Louis, MO 63110-3492; Telephone: 314-776-7574

Table of Contents

President's Message	2
Proposed Bylaw Amendment	3
Rain Gardens	4
Protecting Aquatic Ecosystems	8
Operation Wildflower Grants & Awards	9
2012 NGC Convention	10
Book Reviews	23
Help Save Our Pollinators	25
Environmental Studies	28
NGC Schools News	30
Gardening Study	31
Judging Ethics	32
Four & Five Star Memberships	32
Flower Show Schools	34
NGC Schools and Courses	38
Armature Form Designs	40
Landscape Design	42

The Cover

"Waterfalls"
by David A. Sargent

David Sargent <david@sargentcomputers.com>

President's Message

NGC: Proudly Serving Our Members and Communities

Winter is a time when many of us plan and look ahead to spring. If you're like me, you eagerly browse through garden catalogues and come up with a wish list that far exceeds both your budget and the amount of physical energy needed once plants and seeds arrive. Practical thinking is an asset that can help us achieve success when it comes to our personal gardens; it also helps achieve garden club success and leads to innovation.

Since every garden club seeks recognition within the community, having valued visibility is a top priority. Clubs and the communities they are in differ widely, but practical thinking can lead to the most appropriate projects to proudly serve our communities. There are so many options, including this administration's Plantings for Public and Special Places and Protecting Aquatic Ecosystems, which mesh with continuing national projects and positions, making participation easy.

Innovation is responsible for steps being taken by your NGC Leadership to better serve all of our members. The NGC website platform has been upgraded, which, among other things, will enable us to facilitate record keeping and provide an on-line shopping option. In the future, convention registration from the NGC website will be possible. We look forward to adding a member section to the website, in addition to the public and NGC board members sections already in existence. An on-line version of *The National Gardener* is another option being consid-



ered for those who strive to be paperless, move throughout the year or, like many of our IAs, are victims of unreliable mail service.

As was mentioned by someone at the NGC Fall Board Meeting, "You can't navigate in the new world using an old world map." Change is often uncomfortable, but with a positive attitude and a willingness to learn it can be stimulating. A "that's-the-way-we've-always-done-it" mental-

ity stymies the creativity that flourishes with other aspects of our membership.

As we work to bring new clubs, members and ideas into our organization, practical thinking again comes into play. Daytime clubs can help form evening versions featuring quality educational programs based on the interests of attendees. Existing outside groups can be invited to join as clubs to participate in projects that they find especially appealing. Likewise, individuals from such groups can be invited to join existing clubs. To help NGC grow, each club, district and state is asked to set membership goals and come up with an action plan that includes deadlines for reporting on progress. (NGC counts additional membership dues for 2011-2012 through March 31.)

National Garden Week, the first full week in June, provides a framework for showcasing garden club spirit and achievements to the public. A presence at home and garden shows or fairs, perhaps with members providing programs in exchange for booths, is another option. Staffed membership tables at community garden tours, plant sales,

Standard Flower Shows or environmental, gardening or landscape design seminars can also jumpstart enthusiasm. Let practical thinking now lead you to future success and innovation in the coming months and year. Personal happiness and pride will be your reward.

With appreciation and best garden club wishes,

Shirley S. Nicolai

NGC Mission Statement

NATIONAL GARDEN CLUBS, INC. provides education, resources, and national networking opportunities for its members to promote the love of gardening, floral design, and civic and environmental responsibility.

Calendar

NGC Conventions

- 2012 Buffalo, New York
May 16-19
- 2013 Seattle, Washington
May 24-26 (Installation year)
- 2014 Oklahoma
- 2015 Kentucky
- 2017 Virginia

Fall Board Meetings

- 2012 Little Rock, Arkansas
September 25-29
- 2013 St. Louis, Missouri
- 2014 Des Moines, Iowa
- 2015 St. Louis, Missouri
- 2016 Portland, Maine

NGC Proposed Bylaw Amendment

To be voted on at the NGC Convention in Buffalo, New York.

The Executive Committee and the Board of Directors recommend that the membership approve the proposed bylaw amendment:

Insert: new ARTICLE XIII* - ELECTRONIC MEETINGS

"The Permanent Home and Endowment Trustees and all NGC Committees are authorized to meet by telephone conference or through other electronic communications media so long as all the members may simultaneously hear each other and participate during the meeting."

*Renumber remaining Articles in Bylaws

Rationale: To authorize electronic meetings by committees and the Permanent Home and Endowment Trustees in the NGC Bylaws.



Winter Trees

*All the complicated details
of the attiring and
the disattiring are completed!
A liquid moon
moves gently among
the long branches.
Thus having prepared their buds
against a sure winter
the wise trees
stand sleeping in the cold.
—William Carlos Williams*

Rain Gardens

Most urban areas are built in such a way that when it rains, all of the water is directed immediately into storm sewers via gutters, curbs, and ditches and then out into nearby creeks and streams. On its way to the storm water system, the rain water picks up pollutants such as motor oil, grease, pet waste, fertilizers from lawns, and other toxic substances. The water then rushes out all at once from storm sewers, severely eroding the banks of the creeks it is directed into and bringing all of the pollutants from the city into the water. This is called non-point source pollution.

A rain garden is a garden with a shallow depression that is strategically located in a landscape to capture storm water runoff from impervious surfaces, such as rooftops, patios, driveways, and parking lots, before it enters the storm water system. The water is held by the garden and allowed to slowly infiltrate the soil. The soil and plant roots improve water quality by filtering pollutants, the overall amount of storm water runoff is

reduced, and the groundwater supply is recharged.

Rain gardens don't need to be planted with water-loving plants. Because they drain quickly (24-48 hours), the plants only have to be able to tolerate lots of water for short periods, but they also need to be able to withstand periods of drought. Different areas of your garden can be planted with different kinds of plants. For example, the berm won't be receiving as much water as the low-lying middle, so native arid plants would do better there. Ask your local native plant nursery for suggestions. Remember to consider plant height, wildlife attraction, flowering, and sun/shade tolerance when choosing your plants.

Native plants are ideal for landscaping for many reasons. Because they have adapted to your area's climate over time, they don't need chemicals to help them grow, can tolerate high and low temperatures, have very deep roots for drought resistance, have defenses against harmful native insects, and serve as habitats for native wildlife. The deep roots of native plants also make them ideal for rain gardens because they create channels in the soil which allow water

to soak in quickly.

University of Wisconsin – Extension published a great 32 page how-to manual that can be printed or downloaded free at: <http://www.dnr.state.wi.us/runoff/pdf/rg/rgmanual.pdf>.

If you would rather hire someone to build your rain garden look for a Landscape Association in



A rain garden in Lincoln, Nebraska. As did many other homeowners, this family received a grant from the Nebraska Environmental Trust to install the rain garden in an effort to improve water quality in the region.

your state for the names of local landscape architecture firms or look in the Yellow Pages under Landscape Architects or Landscape Contractors. Not all landscapers are experienced in building rain gardens so ask questions to be sure you're hiring someone who will build you a quality rain garden.

Please support NGC President Shirley Nicolai's Special Project, "Protecting Aquatic Ecosystems," and NGC's Water Conservation Platform by promoting public and private rain garden installations in your state, club programs, and educational exhibits.

—Kay Fisher, NGC Rain Gardens Chair

Other sources for information:

Your local Cooperative Extension Service Internet search engines list hundreds of sites; here are a few:

■ Wikipedia article — http://en.wikipedia.org/wiki/Rain_garden



A flourishing rain garden.

■ Rain Garden Network — <http://www.rain-gardennetwork.com>

■ Rain gardens in Kansas City — <http://www.rainkc.com>

■ Rain gardens in Michigan — <http://www.raingardens.org>

■ How-to video: "Installing Rain Gardens to Reduce Runoff" — <http://www.rainscaping.org/index.cfm/fuseaction/home.showpage/pageID/64/Index.html>

■ Videos on YouTube

Books:

■ "Rain Gardens — Managing Water Sustainably in the Garden and Designed Landscape" by Nigel Dunnett & Andy Clayden

■ "The Blue Thumb Guide to Rain Gardens" by Rusty Schmidt & David Dods Dan Shaw

■ "The Rain Garden Planner" by Terry Wallace

■ "Rain Gardening in the South" by Helen Kraus & Anne Spafford


■ "The Rain Garden Handbook" by Cheryl Shiflett — eBook only; order at raingardenhandbook.com

North Carolina Cooperative Extension



Rain garden at North Carolina Aquarium, Roanoke Island, NC.

Class 12 – Fireworks
By Helga Frazzette, Second Award



Class 30 – Fire
By Janice Hamlin



Below
Class 25 – Painting
By Betty Grimes, First Award



Above right Class – 23 – Surprise
By Bobbie Lingard, Second Award



This Glorious Earth Report: Deen Day Sanders—NGC Wafa Liaison

The World Flower Show, *This Glorious Earth*, was a resounding success. The members of NGC and GCA were united in effort. Wafa USA was formed to manage this outstanding event. The design study groups, FASG of GCA and AFA, composed of NFA and CFAA of NGC, worked together to provide the exhibitors and volunteers. Thanks are extended to all!

In 2005, while attending the 8th World Show, HARMONY, in Japan, Marty Van Allen, 10th World Flower Show Chairman, and Ruth Crocker, Wafa USA President, said, "We can do this in the USA." Marty sent a proposal to Katrina Vollmer, NFA President. NFA and CFAA said YES which meant AFA was united. We joined together to form Wafa USA. The rest is history.

The Flower Show Schedule, written by Bliss Clark and Show Chairman, Marty Van Allen, was unique. Each class title was one word. There were 30 classes in the adult competition section and four in the Youth Section. Each design class consisted of 20 entries.

Gail Emmons, Show Designer, was the key Chairman in producing this outstanding Show. The staging was masterfully placed and lighted. Each floral design was placed on a unique fixture or property. Black draping covered the columns and the sides of the Exhibition Hall. The impact was dramatic! It was similar to entering an art exhibit with each painting artistically lighted.

The management of the details was astounding. Can you imagine 1200 five gallon orange buckets stacked from floor to ceiling ready to receive flowers? When Show Vice Chairman, Mary Huntoon, asked this Chairman to ask Home Depot to donate buckets, the only response was WOW! Mary ordered the flowers to fill the buckets. The visual impact of the buckets filled with flowers was a sight to behold. **The buckets were given to Habitat for Humanity after the Show.**

Over 525 floral designs were entered for competition. There were 31 Honorary Exhibits representing the member nations. Penny Decker represented AFA - USA and Carole Bailey FASG - USA.

This Glorious Earth met all expectations. Over 11,000 viewers can say - thank you for a viewing experience of a lifetime. Beauty and creativity abounded.



NGC Members Recognize and Thank the 10th World Flower Show Committee and its many volunteers

Marty Van Allen: Show Chairman
Mary Huntoon: Show Vice Chairman,
Plant Material
Mary Jo Strawbridge:
Show Vice Chairman, Vendors
Bliss Clark: Schedule and Class Consultant
Gail Emmons: Show Designer
Eddie Burnette: Staging Production
Robin Murphy: Youth Division
Barbara May: Awards
Helen Goddard, Brenda Bingham: Judges

Sue Redden: Stewards
Laurie Appel: Clerks
Weezie Monroe, Molly Stephens:
Honorary Exhibitors
Judy McGee: Signage
Nancy D'Oench, Marcia Kalayjian:
Lectures
Carol Prentiss, Susan Johnston:
Breakfast Tours
Linda Holden: Wafa Store
Bobbie Lingard: Volunteers

Protecting Aquatic Ecosystems

NGC Special Project 2011 – 2013



Water is one of the two most essential and familiar substances in our lives – the other being air. Water availability and quality have been taken for granted for many years. We have been the beneficiaries of a naturally abundant, inexpensive and safe water supply – a luxury that may soon disappear.

Protecting Aquatic Ecosystems is one of NGC's Special Projects for 2011 - 2013. This project recognizes that it is of utmost importance and urgency that members of National Garden Clubs, Inc., identify and address critical water issues at local, state, regional and national levels. **Every community would benefit by participation in an aquatic ecosystem project.**

National Garden Clubs, Inc. will present monetary awards and certificates of recognition to garden clubs in each NGC Region for projects promoting the protection of an aquatic ecosystem (upon submission of an award application.)

Aquatic Ecosystems include: rivers, lakes and ponds, streams and creeks, marshes and bogs, wetlands, coastal estuaries, aquifers, floodplains, and springs.

AWARD APPLICATION FOR PROTECTING AQUATIC ECOSYSTEMS
Award Application: Preferably sent by email; Snail mail acceptable. To be received no later than March 15, 2013. Send to Protecting Aquatic Systems Chairman:

Mary Sue Colvin
jhcolvin2@bellsouth.net
10473 Hwy. 562, Fort Necessity, LA
71243-5122

- Application form is limited to three printed

pages, – front of pages only. (No report cover or binders allowed. No plastic sheets allowed).

- Application form will not be returned. (Make a copy of application for your files.)
- Should include photos.
- **Top of first page MUST include: Name of Garden Club (exactly as it should appear on any award/certificate received), Club Category (Large, Medium, Small), State Garden Club, Region, Title of Project, Contact Person (Email address and/or telephone number).**
- Brief summary of project, involvement of club members and other organizations, project expenses and means of funding, continuing involvement, follow-up, maintenance, photos, landscape plans, etc. may be included in the application.

Categories:

- A. Large club 100 members and over
- B. Medium club 30 – 99 members
- C. Small club 29 members and under

First place winners in each of the club categories (large, medium, small) will be selected for each NGC Region for a possible total of 24 regional first place winners. Monetary awards of \$50 will be given to each of the first place winners in the three club categories in each region.

Overall national winners will be selected from the applications submitted with the monetary awards to be determined by the committee.

Scale of Points:

Presentation – 5 pts. Neat, concise, includes all required information on first page of application.

Achievement – 65 pts. Scope of project; need and fulfillment; benefit; accomplishment; comprehensiveness of work; activities to attain goals; evaluation of goals reached; educational; prior planning; very brief history if continuing project; other.

Participation – 15 pts. Size of club; involvement of: members, community, government agencies, professionals, youth, residents in facilities, others. (Not all have


to be involved.)

Documentation – 15 pts. Supporting data (as applicable), clear, well-labeled and neatly attached before and after photos (if applicable), landscape plan (does not have to be professionally drawn), financial report, letters of appreciation, community awards, newspaper and/or magazine articles (if possible), radio or TV script (if possible), etc. **Photocopies are permitted.**

Note: Protecting Aquatic Ecosystems may include projects that promote conservation, education, community awareness/activities, maintenance, management, or preservation of an aquatic ecosystem.

—Mary Sue Colvin, *Protecting Aquatic Ecosystems Chairman*

Operation Wildflower Grants Awards

 Did you know that **Operation Wildflower** offers grants of up to \$500, and **National Garden Club Awards** of up to \$1,000 for eligible programs and projects?

Operation Wildflower Awards may be awarded to regions, states, districts, and clubs that sponsor or co-sponsor educational programs, seminars or symposia on native flora and/or wildflowers. The project must be approved by the NGC Wildflower Chairman at least **two months** in advance. An outline of the program listing speakers, subjects, proposed budget, etc., must be submitted. If approved the information is forwarded to NGC for final approval, and then half of the requested grant is sent to the applicant. After the program has taken place, two brochures, and a short report must be sent to the NGC Wildflower Chairman. If merited, the remaining funds will be remitted.

Operation Wildflower Awards are listed with the other National Awards and

described in the Fall edition of *The National Gardener* magazine in the odd years.

Awards of up to \$1,000 may be given in **several** categories for each award

- A Single member garden club: i small ii medium iii large
- B Group of member clubs (not Award #74)
- D State garden clubs: i small ii medium iii large

Award #71 – Roadside Award may be given for notable environmental preservation and enhancement of roadsides and rest areas using wildflowers and native plants. Project may be sited on rural byways, urban highways, roadside rest areas, entrances to towns, medians, etc.

Award #73 – Civic Projects, with Native Plants. This award may be given for establishing wildflower gardens, memorial gardens or restoration of historic gardens, with emphasis on native plant material.

Award #74 – Outdoor Classrooms, Nature Trails may be awarded for establishing outdoor classrooms, nature trails, wildflower walks, etc. with the emphasis on wildflowers and native plants.

Please see the **NEW** application form and procedure for applying for awards! Details are available on the NGC website: www.gardenclub.org. Applications should be sent to your State Awards Chairman by December 15th.

Applying for these awards is definitely worthwhile!

Unfortunately, many clubs are unaware that these grants and awards are available. State Presidents, State Awards Chairmen, and Garden Club Presidents, **please pass this information on to your clubs**. If you are aware of a project that fits Operation Wildflower award or grant requirements, suggest that an application be submitted.

Winning \$1,000 or even \$100 could make a huge difference to a project.

Please contact me if you need more information.

—Vera Bowen, *NGC Wildflower Chairman*;
11 Dolly Drive, Bristol, RI 02809; Phone:
401-225-9680 Email: kpbowen@att.net

2012 NGC Convention

Tentative Schedule

NATIONAL GARDEN CLUBS, INC.
"EXPLORE THE WONDERS"

Tuesday, May 15

- 1:00PM – 6:00PM Registration and Credentials Open
9:00AM – 5:00PM Office Open
9:00AM – 4:00PM Staging for Flower Show
6:30PM Executive Board Event (by invitation only)

Wednesday, May 16

- 7:00AM – 6:00PM Registration and Credentials Open
7:00AM – 5:00PM Office Open
8:00AM–12:15PM **Tour A** – "National Historic Landmarks"
8:30AM–12:00PM Finance Committee Meeting
9:00AM – 4:00PM Entries accepted for Flower Show
12:15AM–1:30PM Lunch for Finance, PH&E Trustees & Organization Study Committees
1:30PM – 5:00PM **Tour B** – "Architectural Highlights"
1:45PM – 4:00PM Organization Study Committee Meeting
3:15PM – 5:30PM Scholarship Committee Meeting
3:30PM – 5:00 PM International Affiliates FSS Committee Meeting
4:00PM - 5:15PM PH&E Trustees Meeting
5:00PM – 6:30PM International Affiliates Activities Committee Meeting
6:00PM – 9:00PM Judge Flower Show

Thursday, May 17

- 7:00AM – 6:00PM Registration and Credentials Open
7:00AM – 5:00PM Office Open
7:45AM–12:45PM **Tour C** – "A Natural Wonder Of The World"
8:00AM–11:45AM Executive Committee Meeting
8:00AM–11:45AM Flower Show Committee Meeting
8:30AM–12:30PM **Tour D** – "Art In Buffalo"
9:00AM – 4:00PM **Tour E** – "Buffalo Jewels"
11:55AM–12:00PM Ribbon Cutting for Flower Show Opening
12:00PM–7:00PM Flower Show Open
12:00PM–7:00PM Vendors Open
12:00PM–1:15PM Lunch for Executive and Flower Show Committees
1:00PM – 3:00PM Future Convention Chairmen/Credentials/Protocol/Resolutions Comm. Meeting
1:30PM – 3:30PM Executive Committee Meeting
1:30PM – 3:30PM Flower Show Schools Committee Meeting
1:30PM – 4:00PM Nominating Committee Meeting
1:30PM – 3:00PM Communications (print) Committee Meeting
1:30PM – 3:00PM Communications (non print) Committee Meeting
1:30PM – 3:00PM Awards Committee Meeting
1:30PM – 3:30PM Gardens/Continuing Projects/Outreach/Friendship G. Liaison Comm. Meeting
1:30PM – 3:00PM Youth Committee Meeting
1:30PM – 3:30PM Horticulture/Plantings for Public & Special Places/AHS Liaison/Comm. Meeting
1:30PM – 3:00PM Strategic Planning Meeting
1:30PM – 3:30PM Landscape Design Committee Meeting
1:30PM - 3:30PM Gardening Study Committee Meeting
1:30PM – 3:30PM Environmental Study Committee Meeting
3:00PM – 4:30PM Infrastructure Committee Meeting
3:00PM – 4:30PM Grants/Development/Bequests/Golden Circle Committees Meeting
3:00PM – 4:30PM Future Fall Board Meeting Chairmen Committee Meeting
3:00PM – 4:30PM Environmental Concerns/Legislation Committees Meeting



THE 83RD ANNUAL CONVENTION
MAY 18-19, 2012

3:00PM – 4:30PM	Environmental Concerns/Conservation Committees Meeting
3:00PM – 4:30PM	Photo Archiving of Accomplishments Committee Meeting
3:00PM – 4:30PM	Protecting Aquatic Ecosystems Committee Meeting
3:30PM – 5:00PM	Membership Committee Meeting
3:30PM – 5:30PM	NGC Schools: Gardening Study, Landscape Design, Environmental Study
4:00PM – 5:30PM	Horticulture Book Committee Meeting
5:00PM – 5:45PM	Rehearsal for Introduction of New NGC Life Members
6:15PM – 7:00PM	Fellowship with Cash Bar
7:00PM–10:00PM	Life Members Banquet "Match the Music" – (Open to All)

Friday, May 18

6:15AM – 7:15AM	Habitat for Humanity Walk Along the Waterfront
7:00AM – 6:00PM	Registration & Credentials Open
7:00AM – 5:00PM	Office Open
8:00AM – 9:15AM	Breakfast for State Presidents and Regional Directors
9:00AM - 4:00PM	Spouse Tour 1 – "Around The Town"
9:00AM – 7:00PM	Flower Show Open
9:00AM – 7:00PM	Vendors Open
9:30AM–11:45AM	Board of Directors Meeting
12:00PM–2:15PM	Opening Luncheon "RHS Chelsea F.S.– Behind the Scene"- Michael Shadrack
2:30PM – 4:30PM	Opening Business Meeting
4:45PM – 5:30PM	Seminar A – Horticulture – "Secrets of Extraordinary Gardens"
4:45PM – 5:30PM	Seminar B – Environmental – "Health of the Great Lakes"
6:15PM – 7:00PM	Fellowship Reception with Cash Bar
7:00PM–10:00PM	Design Banquet – "Rio ...Acquarella of Colors" – Ricardo Costa

Saturday, May 19

7:00AM – 6:00PM	Registration and Credentials Open
7:00AM – 5:00PM	Office Open
8:00AM – 9:15AM	Regional Breakfasts
9:00AM – 4:00PM	Spouse Tour 2 – "Power And Play"
9:00AM – 3:00PM	Flower Show Open
9:00AM – 7:00PM	Vendors Open
9:30AM–11:45AM	Business Meeting Resumes
12:00PM–1:30 PM	Luncheon – Award of Excellence Recipients
1:45PM – 3:45PM	Business Meeting Resumes
3:45PM – 6:30PM	Break Down Flower Show
4:00PM – 4:45PM	Seminar C – Buffalo History – "Buffalo, the Queen City of the Great Lakes"
4:00PM – 4:45PM	Seminar D - Crop Culture – "Innovative Horticulture In the Lake Erie Region"
5:00PM – 6:00PM	Seminar E - Floral Design – "Nature's Contrasts"
5:00PM – 6:00PM	Seminar F - Parliamentary Procedures – "What's New - The 11th Ed. RONRI"
5:00PM – 6:00PM	Rehearsal for State Presidents for Awards Ceremony
6:15PM – 7:00PM	Fellowship Reception with Cash Bar
7:00PM–10:00PM	Awards Banquet

Sunday, May 20 Post Convention

8:00AM – 5:00PM	Tri-refresher
9:00AM – 5:00PM	Tour F - "Explore The Wonders (Plus)"

Most people, early in November, take last looks at their gardens, and are then prepared to ignore them until the spring. I am quite sure that a garden doesn't like to be ignored like this. It doesn't like to be covered in dust sheets, as though it were an old room which you had shut up during the winter. Especially since a garden knows how gay and delightful it can be, even in the very frozen heart of the winter, if you only give it a chance.

—Beverley Nichols

Seminar Speakers

Friday, May 18

4:45 – 5:30 PM Seminar A: **Secrets of Extraordinary Gardens**

Sally Cunningham is the Executive Director of the National Buffalo Garden Festival, which annually attracts 60,000 visitors to 360 gardens for garden walks and private garden tours. Her program will allow the viewer to see gardens with a new eye to understanding what makes a garden a "Wow." Sally is a gardening expert featured on radio and television in the Buffalo area. Her gardening columns appear in the *Buffalo News* and other community newspapers. Sally authored the book, *Great Garden Companions*, as a reference book for all gardeners.

4:45 – 5:30 PM Seminar B: **The Great Lakes—Natural Wonders**

Helen M. Domske, Associate Director of the Great Lakes Program at the University at Buffalo and the Senior Education Specialist for New York Sea Grant (Cornell University), will present the important issues of the Great Lakes, the renowned freshwater lakes which hold 21% of the world's surface freshwater. Helen is an expert on the health of the lakes and the various invasive species, and for over 25 years has been actively involved in research and outreach on the Great Lakes, educating stakeholders on the importance of these natural wonders.

Saturday, May 19

4:00 – 4:45 PM Seminar C: **Buffalo, Queen City of the Great Lakes**

C. Douglas Kohler, the historian of Erie County, in New York State, will tell the tale of several important events which took place in the 18th and 19th century that allowed Buffalo to earn this unique title. The building of New York's Erie Canal facilitated a great westward migration from New York City to Buffalo and beyond. The port at Buffalo, the interim destination on the way to the plains states, soon became the largest port

in the world, not in size, but in the quantity of goods moving through. As the port grew, the wealth of the area increased. These tradesmen invested in fine architectural buildings and cultural institutions which are still the core of our great city.

4:00 – 4:45 PM Seminar D: **Innovative Horticulture in the Lake Erie Region**

Dr. Terry Bates, Director of Cornell Lake Erie Research and Extension Laboratory, works with 840 vineyards on the eastern shores of Lake Erie, the largest grape growing region outside of California, to produce healthier American grapes (i.e. 'Concord,' 'Niagara.') The laboratory assists farmers with vineyard management, pest control, mechanical harvesting, and continued research to increase yield and lower production costs.

5:00 – 6:00 PM Seminar E: **Nature's Contrasts**

Claudette Smith is an approved design instructor of National Garden Clubs, Inc. who has taken numerous workshops under grand master designers in Europe, Canada and the Bahamas. She is also an accredited judge in design and horticulture for Garden Clubs of Ontario and Royal Canadian Botanical Gardens. Her designs have been published in floral magazines and the book *Seminar Botanicus*, Washington. Her demonstration will explain several plant manipulating techniques popular with European designers, to demonstrate how creativity in designs can be enhanced.

5:00 – 6:00 PM Seminar F: **What's New—The 11th Edition of *Robert's Rules of Order***

Joan Corbisiero, NGC Parliamentarian, is a professional parliamentarian who lectures and gives workshops on all aspects of parliamentary procedures. A new edition of *Robert's Rules of Order* was published in September 2011. Joan will acquaint NGC members with the major changes in this 11th edition, a must for all garden club members. Joan is an active member of

the Parliamentarians of Greater New York (NAP UNIT), the Lee Demeter Registered Parliamentarians (NAP Unit) and the Long Island, NY, Chapter of AIP.

Design Banquet Speaker

Friday, May 18

Rio—An Acquarela of Colors



Born in a magical land called Brazil, **Ricardo Costa** has a passion: A passion for Art; a passion for Flowers; a passion for FLORAL ART DESIGN!

As an AIFD member and executive director of Florissima International School, his major work is in Education and Teaching Floral Design in Mexico, Brazil, and the Latin American countries. From the high temperatures of Rio de Janeiro and the fresh breeze that blows from the waves of Copacabana beach, artists and dreamers can hear mermaids singing Bossa Nova inspired by the "Girl From Ipanema."

According to Ricardo's inspiration, Rio is the land where the sky designs new days with beautiful dawnings, covered by colors, just like an acquarela rainbow, full of Lines, Forms and Textures, in a "Carnavalle" of Rhythms, that he is proud to share. His name is Ricardo Costa and his land is called Rio: "Rio—An Acquarela of Colors."

Opening Luncheon Speaker

Friday, May 18

London RHS Chelsea Flower Show
Behind the Scenes



Mike Shadrack, an engaging and amusing speaker, is a retired London metropolitan police officer. He is an avid garden photographer with over 6000 photos. Mike is also an internationally recognized expert on growing and hybridizing hostas. His work has been published in *The Color Encyclopedia of Hostas*, which he co-authored, the *Pocket Guide to Hostas*, and *The Book of Little Hostas*, co-authored with his wife Kathy. His latest photos appear in magazines and specialty catalogs in the United Kingdom and the United States.

As an active member of the British Hosta and Hemerocallis Society, each spring he participates in setting up the BH&H Society exhibit in the RHS Chelsea Flower Show. His intriguing photographic records will give us a rare insight into how the world's premier flower show is created and why it is such a unique horticulture show.

*Surely as cometh the Winter, I know
There are Spring violets under the snow.
—R. H. Newell*

Tours

National Garden Clubs, Inc.
2012 National Convention

EXPLORE THE WONDERS,
BUFFALO/NIAGARA

TOUR A- Wednesday, May 16, 8:00-12:15

NATIONAL HISTORIC LANDMARKS

The Theodore Roosevelt Inaugural

National Historic Site is

the well preserved grand home where President Roosevelt took the oath of office after the death of President William McKinley, in September 1901. President McKinley was shot by an anarchist during his visit to Buffalo's Pan American Exhibition. Immerse yourself in the sights, sounds and emotions surrounding this pivotal moment in our nation's history and learn how the enduring legacy of one of America's greatest presidents affects our lives today. Next, we visit **Forest Lawn Cemetery and Garden Mausoleums.**

This breathtaking 269 acre cemetery was designed by Fredrick Law Olmsted, and founded in 1849. Outstanding examples of funerary art including the Frank Lloyd Wright designed Blue Sky Mausoleum give additional significance to this special cemetery. Forest Lawn is on the State and National Registers of Historic sites. It is also the final resting place of many famous Americans including President Millard Fillmore. This will be a narrated bus tour.

TOUR B- Wednesday, May 16, 1:30-5:00
ARCHITECTURAL HIGHLIGHTS

Buffalo is the city that the New York *Times* called "home to some of the greatest American architects of the late 19th and early 20th centuries." You will see examples

of the "big three" architects: Louis Sullivan's ground-breaking **Guaranty Building**; H. H. Richardson's **Gothic Twin Towers**; and the complete tour of the **Frank Lloyd Wright masterpiece**, the Darwin Martin Home. Also included will be other homes by Wright, Daniel Burnham's beautiful **Ellicott Square Building** and **Kleinhan's Music Hall** designed by Eliel and Eero Saarinen and home to the Buffalo Philharmonic Orchestra.



The Theodore Roosevelt Inaugural National Historic Site

Tour C- Thursday, May 17, 7:45-12:45

A NATURAL WONDER OF THE WORLD

Niagara Falls State Park, America's oldest State Park, was established July 5, 1885. See the American side of Niagara Falls, **Three Sister's Island**, and **Goat Island**. Get up close and personal with the legendary **Niagara Falls** with a boat trip on the Maid of the Mist (weather permitting) and an IMAX presentation that takes you from historic to heroic in the spectacular recreation of legend and real life.

Tour D- Thursday May 17, 8:30-12:30
ART IN BUFFALO

An outstanding center of modern and contemporary art, the **Albright Knox Art Gallery's** collection belongs among the world's



Frank Lloyd Wright's Darwin Martin House.

top international surveys of 20th century paintings and sculpture. We will also see Buffalo's **Burchfield Penney Art Center**, dedicated to the art and culture of Western New York, including the world's largest collection of works by Charles E. Burchfield. Exhibitions and programs include art and design from the Buffalo/Niagara region, historic and contemporary.

Tour E- Thursday May 17, 9:00-4:00

BUFFALO JEWELS

Buffalo and Erie County Botanical Gardens, a National Historic Site, education center, and tourist destination holds

exotic horticulture from around the world. This Victorian Botanical Garden, opened in 1900, is one of only two remaining Lord and Burnham conservatories and is the "jewel in the emerald necklace" of the many Olmsted-designed parks located in Buffalo. **Our Lady of Victory Basilica and National Shrine** boasts of some of Western New York's most exquisite architecture. The Basilica serves as the final resting place of Father Nelson Baker a current candidate for Sainthood.

Lunch will be on the waterfront overlooking Lake Erie. A visit to the **Buffalo and Erie County Historical Society** follows lunch. This National Historic Landmark was built in 1901 for the Pan American Exposition, serving as the New York State building. This historical museum features an extensive collection of artifacts, manuscripts, books and photographs that chronicle the development of the Niagara Frontier.

Tour F- Sunday May 20, 9:00-5:00

EXPLORE THE WONDERS (PLUS)

This tour takes us on a visit to our Canadian neighbor. For over 200 years we have shared the longest peaceful border. Join us for a once-in-a-lifetime tour of the wonderful **Niagara Peninsula**. View the powerful rushing waters of the **American Falls** and the **Canadian Horseshoe Falls**. Watch as the cable car transverses the **Niagara Whirlpool**. Our next stop is a visit to Ontario's premier **Horticulture School**



(At left): Maid of the Mist boat below Bridal Veil Falls.

with breathtaking gardens and a **Butterfly Conservatory**. Our lunch will take place overlooking the magnificent **Niagara Gorge**. Our Canadian visit will end with shopping in the charming town of **Niagara on the Lake**, the first capital of Canada. Entrance into Canada and return entrance to the USA requires official identification, i.e. **Passport, Passport card or Nexus**.

Spouse Tour 1- Friday May 18, 9:00-4:00

AROUND THE TOWN

Visit the **Buffalo Transportation/Pierce-Arrow Museum**, featuring automobiles made in Western New York including Pierce-Arrow, the Thomas Flyer. View muscle cars dating from 1903 to the 1960s. A Frank Lloyd Wright-designed gas station has been built inside the museum. **The Naval and Military Park** on the Buffalo waterfront is the largest inland park of its kind in the nation. All branches of the Armed Forces are represented in the park's exhibits. Tour the decks and hulls of a guided missile cruiser, destroyer, and WWII submarine. Inspect uniforms and memorabilia in the museum. View additional exhibits aboard the ships. Buffalo is the birthplace of the most highly decorated serviceman in U.S. military history. Learn about Buffalo's roots and experience a tour of the restored **Erie Canal Harbor** area. During the 19th and



Our Lady of Victory Basilica & National Shrine

20th centuries, the harbor functioned as the bustling "western terminus" of the Erie Canal. Lunch on your own at the Pearl Street Grill and Brewery.

Spouse Tour 2- Saturday May 19, 9:00-4:00

POWER AND PLAY

The **Niagara Falls Power Project and Archeological Museum** is an inside look into the Niagara River electricity producing plant, which has been shared by the United States and Canada for over a half century. 375,000 gallons of water per second is diverted to 13 turbines to produce enough power to light 24 million, 100 watt light bulbs at once. After lunch we will visit the **Herschell Carousel Factory and Museum**, which exhibits the history and growth of this carousel manufacturer during the early 1900s. A 1916 carousel is housed

(At left) **Buffalo Transportation/Pierce Arrow Museum**



in the original roundhouse. Demonstrations of carving, horse restoration, and band organ roll production are on display. The buildings and two carousels are on the New York State and National Register of Historic Sites.

Buses load fifteen minutes prior to departure.





Garden Club Rosters
 Create and Duplicate your club's roster "in-house!"

- Quality Vinyl Ring Binders in 3 sizes
- Index Sets - Pre-punched Printer Paper
- Personalized Cover Cards
- IN STOCK for immediate delivery!

Phone: 937-293-8912
www.binders4clubs.com
"Providing club rosters for over 25 years"



(Clockwise from top left): Interior of Our Lady of Victory Basilica & National Shrine; Buffalo & Erie County Botanical Gardens; Frank Lloyd Wright's Blue Sky Mausoleum in Forest Lawn Cemetery; Entrance to Forest Lawn Cemetery; Interior of Buffalo & Erie County Botanical Gardens.



THE 83RD ANNUAL CONVENTION
MAY 18-19, 2012

Tour Registration Form

For Member and Spouse
National Garden Clubs, Inc.
83rd Annual Convention
Buffalo, New York
May 16-20, 2012

(Please type or print ALL information)

Last Name _____ First Name _____

Name for badge _____

Address _____

City _____ State _____ Zip _____ Country _____

Phone _____ E-mail _____

Please check if we can e-mail your acknowledgement.

Be sure you have given your e-mail address.

Registration for Tours and Convention to be **received** by April 16, 2012

Any tour registration received after April 16 must include \$20 late fee

You must be registered for the Convention to take a tour.

Please mail early as space is limited.

No refunds after April 30, 2012

Name of person going on the following tours: _____

May 16 - Tour A: "National Historic Landmarks"	\$ 43	\$ _____
May 16 - Tour B: "Architectural Highlights"	\$ 40	\$ _____
May 17 - Tour C: "A Natural Wonder of the World"	\$ 49	\$ _____
May 17 - Tour D: "Art in Buffalo"	\$ 45	\$ _____
May 17 - Tour E: "Buffalo Jewels"	\$ 75	\$ _____
May 20 - Tour F: "Explore the Wonders (Plus)"	\$ 75	\$ _____

Name of person going on the following spouse tours: _____

May 18 - Tour 1: "Around the Town"	\$ 60	\$ _____
May 19 - Tour 2: "Power and Play"	\$ 60	\$ _____

*Includes lunch

LATE FEE after April 16 \$ 20 \$ _____

TOTAL TOURS \$ _____

Mail this Tour Registration Form along with your Convention Registration and one check for both Convention and Tours payable to: NGC 2012 Convention, Monica C. Hansen, Registrar, 21 Henning Drive, Orchard Park, NY 14127-2816 • 716-667-1434 • johnmonica@verizon.net
International Affiliates: For questions or concerns please contact Linda Herraez at linenherr@aol.com; 716-652-2488

Please circle the Seminars you plan to attend (no additional charge) so we may plan our space and handouts appropriately - Thank You.

Secrets of Extraordinary Gardens • The Great Lakes - Natural Wonders • Buffalo, Queen City of the Great Lakes • Innovative Horticulture in the Lake Erie Region • Nature's Contrasts • What's New — The 11th Edition of RONR!

Hotel Information

Adam's Mark Hotel

120 Church Street, Buffalo NY, 14202
716-845-5100 Fax 716-845-5377

The special rate for 2012 NGC Convention attendees is \$129. When making your reservation mention **National Garden Clubs**.

Location: Downtown at the waterfront—Fifteen minutes from the Buffalo/Niagara International Airport and twenty minutes to Niagara Falls.

Parking: Adjacent to Hotel, with entrance to Hotel from parking garage. Self-parking is \$10 a day.

“An Empire of Wonders”

Flower Show Coming to Buffalo in 2012

To members across the country, this is the official “call” for entries. National Garden Clubs, Inc. is having a flower show in conjunction with the 2012 convention in Buffalo, New York, and WE WANT YOU!

Entry day is Wednesday, May 16th, from 9am-4pm. The flower show schedule is on the National Garden Clubs website. For additional information contact: Mary Ann Ferguson-Rich, Flower Show Chairman, at 330-630-9625.

Designs are by invitation only. All state presidents have participation information. Horticulture entry is open to all NGC members with no pre-registration except for collections and displays. Artistic Crafts entry is open to all with pre-registration, on a first-come, first-served basis.

We are signing up clerks, hostesses and assistants to help during entry day. If you would like to help, contact the Show Chairman.

This a show you don't want to miss. Come and enter, come and help, come and view “An Empire of Wonders.” Just make sure you come!



Flower Arranging Supplies

www.arrangingsupplies.com

Over 400 floral design products are available online. OASIS® brand floral foam, pin holders and pin cups, STYX® Adhesive, water tubes, tapes, backboard holders, magnetic accessories, and much more.

Arranged for you...

Pickling Your Paperwhites

The paperwhite narcissus is a popular bulb for indoor forcing in the winter months. Unlike most other daffodils, paperwhites (*Narcissus tazetta*) do not require a cold period. They are simply planted in pots with soil, or even more commonly, in dishes or bowls with gravel, marbles or other decorative material. With a little water, they rapidly form roots, grow leaves and shoots. The white, fragrant flowers usually open up within 2-3 weeks. A common problem with paperwhites, however, is that they often grow too tall and flop over.

Recent research conducted by the Flowerbulb Research Program, at Cornell University, has found a simple and effective way to reduce stem and leaf growth of paperwhites. The “secret” is using dilute solutions of alcohol. Properly used, the result is paperwhites that are 1/3 to 1/2 shorter, with equal-sized flowers that last as long as normal.

What to do? We suggest planting your paperwhite bulbs in stones, glass beads, etc. as usual. Add water as you normally would, then wait about one week until roots are growing, and the shoot is green and growing about 1-2” above the top of the bulb. At this point, pour off the water and replace it with a solution of 4 to 6% alcohol, made from just about any “hard” liquor (no beer or wine). You can do the calculations to figure the dilution, but, as an example, to get a 5% solution from a 40% distilled spirit, you add one part of the booze to seven parts of water. This is an 8-fold dilution yielding 5% alcohol. Then, simply use this solution, instead of water, for further watering of your bulbs. The result will be a plant that is 1/3 shorter, but with flowers just as large, fragrant, and long-lasting as usual. The plant will be nicely proportioned and won't need support stakes to keep it upright.

—William B. Miller, Professor of Horticulture, Director of the Flowerbulb Research Program, Cornell University

Full-Time Package Plan Registration Form

Buffalo, New York • May 16 - 20, 2012

Adam's Mark, 120 Church Street, Buffalo, NY 14202 1-716-845-5100

You must contact the hotel directly to make your room reservation

(Please type or print ALL information)

Last Name _____ First Name _____

Name for badge _____

Address _____

City _____ State _____ Zip _____ Country _____

Phone _____ E-mail _____

Please check ___ if we can e-mail your acknowledgement.

Be sure you have given your e-mail address.

State Garden Club _____ Region _____

If any of the following designations apply for 2011-2013, please check: NGC Elected Officer ___

NGC Appointed Officer ___ NGC Board Member ___ Regional Director ___ State President ___

International Affiliate ___ NGC Life Member # _____

New NGC Life Member since 2011 _____

Registration Fees (Required) to be received by April 16, 2012

Package Plan with five meals and \$40 registration \$265 \$ _____

Package Plan NY and Ohio Residents with five meals and \$10 registration \$235 \$ _____

Package Plan includes: May 18 - Opening Luncheon and Design Banquet

May 19 - Regional Breakfast, Saturday Luncheon and Awards Banquet

Optional Meal Events:

May 16 - Lunch-Finance, PH & E and Organization Study Committees \$ 26 \$ _____

May 17 - Lunch-Executive and Flower Show Committees \$ 26 \$ _____

May 17 - Life Member Banquet - NGC Life Members/NFA Members \$ 55 \$ _____

- Guests \$ 65 \$ _____

May 18 - Breakfast-Regional Directors and State Presidents \$ 35 \$ _____

Late fee after April 16, 2012 \$ 50 \$ _____**Total Registration and Meals** \$ _____**Total Tours (from Tour Registration Form)** \$ _____(Please include your Tour Registration Form) **Grand Total** \$ _____Mail Registration Form(s) and check payable to **NGC 2012 Convention to: Monica C. Hansen,****Registrar, 21 Henning Drive, Orchard Park, NY 14127-2816 • 716-667-1434 •**johnmonica@verizon.net**International Affiliates:** For questions or concerns please contact Linda Herraes at:linenherr@aol.com; 716-652-2488

No Walk-Ins will be accepted • No Registrations accepted by phone or E-Mail

No refunds after April 30, 2012

NOTE: Please indicate any dietary restrictions due to allergies or for medical reasons _____

Registration by Credit Card is available ONLY to International Affiliates

Card type: Visa # _____ MasterCard # _____

Expiration date: _____ Three digit security code (on back of credit card): _____

Name on card (please print): _____

Total amount (10% service fee will be added): _____

Signature: _____

Send this information with your Registration form(s) to: NGC 2012 Convention Registrar,

Monica C. Hansen, 21 Henning Drive, Orchard Park, New York 14127-2816

National Garden Clubs, Inc. 83rd Annual Convention
Part-Time and Spouse/Guest Registration Form
 Buffalo, New York • May 16 - 20, 2012

(Please type or print ALL information)

Last Name _____ First Name _____

Name for badge _____

Address _____

City _____ State _____ Zip _____ Country _____

Phone _____ E-mail _____

Please check ___ if we can e-mail your acknowledgement. Be sure you have given your e-mail address.

State Garden Club _____ Region _____

If any of the following designations apply for 2011-2013, please check: NGC Elected Officer _____

NGC Appointed Officer _____ NGC Board Member _____ Regional Director _____ State President _____

International Affiliate _____ NGC Life Member # _____ New NGC Life Member since 2011 _____

**Registration Fees Required for ANY function, including Tours
 and Flower Show, and must be received by April 16, 2012**

Partial Plan Registration New York and Ohio Garden Club Members \$ 10 \$ _____

Partial Plan Registration Spouse/Guest for Only One Event \$ 10 \$ _____

Partial Plan Registration Spouse/Guest for More than One Event \$ 40 \$ _____

Meal Events:

May 16 - Lunch-Finance, PH & E and Organization Study Committees \$ 26 \$ _____

May 17 - Lunch-Executive and Flower Show Committees \$ 26 \$ _____

May 17 - Life Member Banquet - NGC Life Members/NFA Members \$ 55 \$ _____

- Guests \$ 65 \$ _____

May 18 - Breakfast - Regional Directors and State Presidents \$ 35 \$ _____

May 18 - Opening Luncheon \$ 55 \$ _____

May 18 - Design Banquet \$ 75 \$ _____

May 19 - Regional Breakfast \$ 25 \$ _____

May 19 - Saturday Luncheon \$ 55 \$ _____

May 19 - Awards Banquet \$ 65 \$ _____

Package Plans:

Half Day Special -

May 18 - Opening Luncheon, Flower Show, and Seminars \$ 40 \$ _____

May 19 - Saturday Luncheon, Flower Show, and Seminars \$ 40 \$ _____

Full Day Special -

May 18 - Opening Luncheon, Design Banquet, Flower Show, and Seminars \$ 110 \$ _____

Non-Meal Event:

May 19 - Flower Show Only 12:00 pm - 3:45pm \$ 15 \$ _____

Late fee after April 16, 2012 \$ 50 \$ _____

Registration, Meals, Package Plans, and Non-Meal Events Total \$ _____

Tours (from Tour Registration Form) Total \$ _____

(Please include your Tour Registration Form) **Grand Total** \$ _____

Mail Registration Form(s) and check payable to NGC 2012 Convention to: **Monica C. Hansen, Registrar, 21 Henning Drive, Orchard Park, NY 14127-2816 • 716-667-1434 • johnmonica@verizon.net**
International Affiliates: For questions or concerns please contact Linda Herraes at:
linenherr@aol.com; 716-652-2488

No Walk-Ins will be accepted • No Registrations accepted by phone or E-Mail

No refunds after April 30, 2012

NOTE: Please indicate any dietary restrictions due to allergies or for medical reasons _____

Registration by Credit Card is available ONLY to International Affiliates

Card type: Visa # _____ MasterCard# _____

Expiration date: _____ Three digit security code (on back of credit card): _____

Name on card (please print): _____

Total amount (10% service fee will be added): _____

Signature: _____

Send this information with your Registration form(s) to NGC 2012 Convention Registrar

Monica C. Hansen, 21 Henning Drive, Orchard Park, New York 14127-2816

Tri-Refresher

2012 NGC Convention

Sunday, May 20

Buffalo, New York, located at the juncture of Lake Erie and the Niagara River, is an excellent location for our Tri-Refresher. It is the premier destination for those interested in history, architecture, art, parks and gardens and has all the elements for those who are Consultants in the Environmental Studies, Gardening Study and/or Landscape Design Schools. We will board the bus at 8:00AM and depart The Adam's Mark Hotel for **The Erie Basin Marina Test Gardens**. It is here that the newest varieties of specialty annuals and perennials from around the world are trialed. Then, it is on to **Tiff Nature Preserve**, a 264 acre nature refuge dedicated to conservation and environmental education. Our next stop will be the **Buffalo & Erie County Botanical Gardens** composed of eleven interconnected greenhouses. This striking 1901 conservatory is situated in the Olmsted designed **South Park Arboretum**. Following lunch, we travel to **Delaware Park**, another Frederick Law Olmsted Park, to view the **Rose Gardens and the Japanese Gardens**. The Buffalo Zoo **Rain Forest** exhibit is next on the itinerary. The Rain Forest is a recent addition to the third oldest zoo in the U.S.A. This indoor exhibit features a new roof technology used for the first time in a USA zoo. The roof technology will provide full spectrum sunlight needed for survival of plant and animal life. As we leave for **Forest Lawn Cemetery** our route will take us to **Frank Lloyd Wright's Darwin Martin House**. The bus will pause while we view the newly restored Gardens and landscaping that complement Wright's Prairie-style design. As our bus approaches **Forest Lawn Cemetery**, we will be greeted by the 3500 trees, representing 200 different species, and the 240 species of birds and other wildlife. The cemetery is home to the Frank Lloyd Wright **Blue Sky Mausoleum**, the only place in the world where you can be permanently interred in a Wright-designed structure. The bus is scheduled to return to the hotel by 5:00PM.

The cost of this Tri-Refresher is **\$110.00** and includes all admission fees, tours, speakers, lunch, transportation and printed materials. **Additionally, please include \$5.00 for each school you are refreshing.** (Taking the refresher for two schools? Total is \$5.00 + \$5.00 = \$10.00) Wear comfortable footwear. **You must be registered for the Convention to attend.**

Name _____ E-mail _____

(As it appears on your Consultant's Certificate)

Street Address _____ City _____

State _____ Zip Code _____ Phone _____

Garden Club _____ State Garden Club _____

Region _____

Are you taking this for Refresher Credit? Yes ___ No ___ Please check the schools you are refreshing:

Environmental Studies ___ Gardening Study ___ Landscape Design ___

Most recent Consultant Refresher record:

School: _____ Event: _____ City/State: _____ Date: _____

School: _____ Event: _____ City/State: _____ Date: _____

School: _____ Event: _____ City/State: _____ Date: _____

Multiple Credit may be offered to Master Consultants in each of the schools in which he/she is a Master. Do you qualify for this Multiple Credit? Yes ___ No ___

Are you a Master Consultant in the school(s) you are refreshing? Yes ___ No ___

Deadline for Registration for this Tri-Refresher is April 16, 2012. Tri-Refresher/Tours/Lunch/Transportation Fee is \$110.00 along with \$5.00 for each school you are refreshing. Check must be included with this form.

Mail Registration Form(s) and check payable to NGC 2012 Convention to: **Monica C. Hansen, Registrar, 21 Henning Drive, Orchard Park, NY 14127-2816 • 716-667-1434; johnmonica@verizon.net**

Book Reviews

Linda Jean Smith
NGC Book Review Chairman

Wonders of the Winter Landscape: Shrubs and Trees to Brighten the Cold Weather Garden by Vincent A. Simeone. Photography by Bruce Curtis. Batavia, IL: Ball Publishing, 2005. Hardcover, 154 pp., ISBN 978-1883052454, \$24.95.

Author Vincent Simeone is a lecturer, teacher, horticultural consultant and garden writer with over 17 years in the field.

For many of us living in the north, gardening is seasonal and ends with the first hard frost, but not according to Mr. Simeone. The garden in winter can be as beautiful and interesting as at any other time of the year, and it is unfortunate that we forget the garden once the temperatures fall and the snow starts. Winter is the time for us to appreciate the subtleties of nature, and "to see the finer details of the landscape." This book sets out to show the gardener how to see those details and, "with enthusiasm, patience and vision," to create a winter garden.

Part One is on deciduous trees and shrubs and discusses bark and what its texture and color can add to the winter landscape. As we know, some trees and shrubs develop berries in the fall, and the fruit can provide a lovely display throughout the winter as



WEDGIE® is used in planting pots and windowboxes to eliminate spilled dirt and time-consuming clean-up. Rocking this wedge-shaped tool back and forth in the potting soil creates a hole for each plant. Easier on wrist and fingers than using a trowel. Make furrows for seed planting by tamping **WEDGIE®** down in loose soil. Better Homes and Gardens named **WEDGIE®** one of their 20 favorite garden picks. Visit: www.wedgie.biz or order with \$17 check to: Wherry Enterprises, 1 E. Schiller, Suite 5D, Chicago, IL 60610.



well as feeding the birds; some of the best of these plants are discussed in a chapter. For those who must have flowers, Part One also has a chapter that addresses plants that bloom in cold weather and highlights shrubs and trees that will bring an ideal view from a window on a cold winter's day.

Part Two addresses evergreens, both broadleaved and conifers, which will provide foliage color, texture and/or a focal point in the winter landscape. The seasonal attributes, landscaping uses and cultural characteristics of the plants are given, and appendices include tips on evergreen maintenance, lists of deer-resistant plants and the merits of greenhouse gardening. Sprinkled throughout are sayings from famous people relating to the season and plants. Beautiful photographs help to reinforce the ideas. If you are looking to add life to your garden during winter months, this book will give you many ideas and new plants to try. And even if you don't try some of the ideas, you will never look at the landscape of winter the same way again. Although an older published book, this is still available in libraries and online.

Grow Your Own Flowers, by Helen Yemm, Octopus Book, New York, 2011, Mitchell Beazley, UK, Royal Horticultural Society, 2010, large paperback, 224 pp., ISBN 978-1845335991, \$19.95.

Helen Yemm is a gardener living in the UK who describes herself as a "muddy gloves and wellies gardener blessed with the gift of

gab." She is known fondly as "agony aunt" in the Daily Telegraph's Saturday gardening supplement, where she has written for nine years. She also writes a monthly column in *English Garden* magazine.

This is a beautiful book with wonderful pictures of our favorite garden flowers. It is divided into four sections. The first section, "The flower garden," talks about planting styles and the cutting garden.

The second section is "How to grow your own flowers." This smaller section covers the basics of flower gardening, from knowing the site, to preparing and planting, propagating, seasonal chores and growing healthy plants. For the beginning gardener, Ms. Yemm offers lots of good advice. For the more advanced gardener, this is a good review of what we should be doing.

The third section offers the A-Z flowers and takes up about three-quarters of the book. In this section, each plant, 94 of them, are listed by their botanical names, from *Achillea* to *Zantedeschia*, and are given one to two pages of information. Ms. Yemm gives the site and soil for the plant; a buying guide for selecting a specimen, plant care for when you have the plant; deadheading;

overwintering; propagation and lastly a column with two to four recommended varieties with pictures and information on them.

The fourth and final section contains a year planner; a problem-solver section, which talks about pests and diseases; a flower listing, which places the plants as sun or shade, drought-tolerant, etc.; and a glossary of terms used in the book.

This book was originally written for the UK, so some of the material refers to their growing and climate and is not necessarily suited to the United States, but most of the book gives good information. All the necessary techniques, such as staking, propagating, overwintering, and seed-collecting, are fully explained and illustrated in step-by-step instructions. The largest section on the garden flowers alone makes this a good reference book for flower gardeners.

***Bromeliads for Home and Garden; An indispensable guide to the natural companions of orchids*, by Jack Kramer. Line drawings by Andrew Roy Addkinson, University Press of Illinois, 2011. Medium glossy paperback, 176 pp., ISBN 13 978-0813035444, \$26.95.**

Author Jack Kramer has written 161 books, mostly about gardening. He has appeared on national TV and given lectures across the country on a wide range of horticultural subjects. He lives in Naples, Florida.

The book contains six chapters. The first chapter, *Introducing Bromeliads*, gives you the basics about the plant; natural habitat, anatomy, bloom times and whether to grow for foliage or flower. Chapter two is for the beginner and looks at where to grow bromeliads, from rock gardens and terrariums, to garden rooms. Chapter three, *Bromeliads in the Landscape*, continues this theme and talks about growing bromeliads outside and the care they will need. Chapters four and five give the basics of growing and pest problems, respectively. Grooming, propagation, forcing flowers, climate and cold hardiness and pest prevention are a few of the topics covered.



GROW YOUR OWN FLOWERS

Jillien Yemm



Chapter six lists the most popular bromeliads from 20 different genera. It covers a little over half the book and, if for nothing else, is a great reference with over 100 color photographs. Appendices give you a glossary of terms, lists of Bromeliad societies and suppliers, and a reference guide with the botanical names of the plants, size, flower, leaf color, growth habit and light requirement.

As with most of Kramer's books, this is straightforward and provides a comprehensive overview of Bromeliads. Kramer has personally grown each one of the 200 plants featured in the book. Kramer notes that Bromeliads are a great companion for orchids as they grow in nature under similar conditions. He also notes that, "taxonomists change Bromeliad names as research continues, so some of the names in this book may differ" with time. There was an earlier book "Bromeliads" published by Harper & Row, 1981, but it is now out of print and additional and new material has been added to this book.



Help Save Our Pollinators

BEE INFORMED: Worldwide, approximately 1,000 plants grown for food, beverages, fibers, spices and medicines need to be pollinated in order to produce the goods on which we depend. About 75% of all flowering plants rely on animal pollinators and over 200,000 species of animals act as pollinators. Of those, about 1,000 are hummingbirds, bats and small mammals. The rest are insects such as beetles, bees, ants, wasps, flies, butterflies and moths. Wind and water also contribute to pollination.

Foods and beverages produced with the help of pollinators include berries, chocolate, coffee, melons, peaches, apples, grapes, pumpkins, vanilla, and almonds. All fruit-bearing trees, berry-producing plants and most vegetables require pollination to fertilize the STIGMA in the female flower with the pollen from the ANTHOR of the male flower, enabling the fruit to develop and mature, thus creating seeds needed for reproduction and ability to produce new plants. Seeds can only be produced when pollen is transferred between flowers of

Bromeliads for Home and Garden

Jack Kramer



An indispensable guide to the natural companions of orchids

the same SPECIES. Plants that depend on a single type of pollinator species, and likewise, pollinators that depend on a single type of plant for food are interdependent. If one disappears, so will the other. In the U.S. alone, many orchards are suffering because of the lack of honeybees, due to disease and hive failure.

NGC has signed on to a group letter supporting the HIGHWAYS BEE ACT (Highways Bettering the Economy and Environmental Act), H.R. 2381, this legislation was introduced during National Pollinator Week, on June 23, 2011.

The bill promotes conservation practices on 17 million acres of highway rights-of-ways, by encouraging reduced mowing and native plantings that provide improved habitat for pollinators, ground nesting birds and other small wildlife. Pollinators, such as bees, birds, bats and butterflies, are essential to healthy ecosystems and are vital partners in American agriculture. Pollinators are suffering drastic population loss due to loss of habitat, pollution, pesticides, poor nutrition and pathogens.

The U.S. has lost over 50% of our managed honeybee colonies over the last 10 years due to chemical misuse, diseases, parasites, and introduction of invasive plant and animal species. We, as an environmentally concerned organization, being aware of this disturbing problem, hope to promote ways that we, as NGC members, can help protect our threatened pollinators.

What Can We Do To Promote And Protect Pollinators?

Watch For Pollinators. Get connected with nature. Take a walk, experience the landscape and look for pollinators, midday in sunny, planted areas. Install houses for bats and native bees, encouraging them to thrive.



Create a pollinator-friendly garden habitat.

Design your garden so that there is a con-

tinuous succession of plants flowering from spring through fall. Check for the species and cultivars best suited to your area and gradually replace lawns with flower beds.

Plant Native Species that will thrive in your region, using plants that provide nectar for insects and hummingbirds and also food for larvae, such as milkweed for monarchs.

Supply water for all wildlife.

Reduce Your Impact. Reduce or eliminate your pesticide use, increase green spaces and minimize urbanization. Pollution and climate change affect pollinators, just as they affect people.

Spread The Word. Pollinators have enabled our diverse variety of plants to prosper and grow, creating an abundance of food for our hungry world, for thousands of years. Now, THEY need OUR help. Please help them by creating a pollinator-friendly environment, through conservation and education, ultimately establishing a global awareness of our fragile planet. Teach our children the importance of pollinators with fun facts, such as a tiny fly ("a midge") no bigger than a pinhead is responsible for the world's supply of chocolate!

—Michelle Mensinger, NGC Endangered Species Chair, loveolife@comcast.net; 603-434-7011

The Snow-Storm

*Announced by all the trumpets of the sky,
Arrives the snow, and, driving o'er the
fields,*

*Seems nowhere to alight: the withered air
Hides hills and woods, the river, and the
heaven,*

*And veils the farm-house at the garden's
end.*

*The sled and traveler stopped, the courier's
feet*

*Delayed, all friends shut out, and house-
mates sit*

*Around the radiant fireplace, enclosed
In a tumultuous privacy of storm.*

—Ralph Waldo Emerson



National Garden Clubs Receives the America in Bloom Spirit Award

Group Recognized with Inaugural Award for its Beautification Efforts

Columbus, Ohio — America in Bloom has announced that National Garden Clubs has been awarded the inaugural "America in Bloom Spirit Award." The award recognizes organizations whose missions and activities are consistent and complementary to the goals of America in Bloom (AIB). AIB promotes nationwide beautification through education and community involvement by encouraging the use of flowers, plants, trees, and other environmental and lifestyle enhancements. National Garden Clubs promotes and supports gardening, beautification efforts, and the improvement of public spaces. With nearly 200,000 members worldwide, it is considered to be the largest organization of its kind.

National Garden Clubs (NGC) President Shirley Nicolai accepted the award at AIB's 10th Anniversary Symposium & Awards Program in Washington, D.C., on October 6, 2011. "We are thrilled to be recognized by AIB for our more than 80 years of service," said Ms. Nicolai. "Just like AIB, NGC promotes the value of plants in our lives, conservation, environmental protection, and beautification. It is wonderful to be acknowledged by another organization that is also helping to improve the quality of life in our country and around the world."

100% Stainless Steel Plant Markers

- Resistant to rust and corrosion
- Removable plate that *cannot* fall off
- Nearly three times the strength of competitor's galvanized steel posts

Made in the U.S.A. for gardeners by gardeners.

www.KincaidGardens.com
816-324-4931

Marvin Miller, AIB's president, stated, "NGC is a terrific organization and we are pleased to acknowledge them at our upcoming Symposium with our first-ever AIB Spirit Award.

"As AIB celebrates its 10th anniversary it is fitting to acknowledge another organization that has been a leader in promoting gardening and the beautification of our nation. All of us should be grateful for their efforts and join me in thanking NGC for their great work," said Miller.

The annual AIB symposium and awards event is an educational program developed specifically for communities to help them succeed in their beautification efforts. AIB will also celebrate and recognize the great things communities are doing to "plant pride" in America. At the 2011 event, awards were presented in five different areas: criteria awards; population category awards; John R. Holmes III Community Champion Award; Special Awards; and the YouTube Video Award. The conference took place in the Washington, D.C., area on October 6-8, 2011 and was open for anyone to attend.

America in Bloom is an independent, non-profit 501(c)(3) organization dedicated to promoting nationwide beautification programs and personal and community involvement through the use of flowers, plants, trees, and other environmental and lifestyle enhancements.

For more information, visit www.americainbloom.org

No Existence, Only Co-existence

Gardening for the
Good of Biodiversity

By David P. Warner, Ph.D.
Professor of Biology, Calvin College,
Grand Rapids, Michigan

The loons
came back. I
was teaching
a botany class
at Au Sable In-



stitute in northern Michigan and I had just returned to my small lakeside cabin after an extended field trip in the Upper Peninsula. When I left two days earlier the Memorial Day weekend was winding down. The loons I had been hearing and watching each evening for two weeks had disappeared. In their place were water-skiers, pontoons, Jet Skis and lots of noise and activity. I neither saw nor heard the loons during the entire weekend. But now, having returned to a still, dusk-adorned lake, I was grateful to see the pair of loons fishing again on the quiet water.

This scenario caused me to contemplate if there are better ways we *Homo sapiens* can fit ourselves into nature—ways that are more affirming of the non-human creatures with whom we share our places. I think this is an especially important question to ask of ourselves with regard to that part of nature we have the most control over—our own yards. Do we have to manage our yards in ways that exclusively appeal to our own whims and proclivities or can we care for these small portions of the landscape in ways that benefit a broader community of creatures?

Before we human beings showed up here in North America, this continent had

a rich history during which a network of mutually-beneficial and mutually-sustaining interactions was forged. Nature is a tapestry of knit together, intertwined and interdependent relationships. Species need species. Indeed, in nature there is no existence, only coexistence.

But when we plant our yards with non-native species (lawn grasses, ornamental shrubs, non-native trees), we simplify nature, reducing it down to so much less than it could be. Native biodiversity needs native plants as a foundational framework. Our native insects and birds typically gain no benefit from the presence of non-native plants. Furthermore, nature's resiliency will resist our efforts for a simplified, unnatural landscape. Nature keeps trying to be *natural*, it keeps trying to mix up uniformity and increase complexity. So we fight against these natural tendencies, often using chemicals, loud fossil-fuel burning machines, irrigation, lots of time and significant outlays of money.

But this isn't the way things have to be. We could work more in concert with nature, using native plants in our yards, either in formal landscape beds or as patches of natural habitat. Either way, this kind of landscaping invites rather than repels other forms of native biodiversity. Even in the most urban and industrialized areas, gardening with native plants induces butterflies to appear, almost as if by magic; grasshoppers, too (how do they get to these places?), and birds in abundance. Because nature is knit together by so many coexisting interactions, to borrow a phrase from the movie, "Field of Dreams," if you plant it (a native garden) they will come (the native creatures).

To summarize, when native plants are incorporated into our yards, numerous benefits are realized:

1. Native plants attract native pollinators. Butterflies and hummingbirds depend on native wildflowers for food. Butterflies also require native 'host species' upon which they lay eggs. Many pollinators are highly specific for which species of nectar or host plant they require.

2. Native plants attract native seed eaters. Many homeowners maintain birdfeeders, yet our native birds are best served when native seeds are available. Planting native plants in our yards is like planting birdfeeders. Even for birds that don't typically eat seeds, the native plants will support insects that provide food for birds.

3. Native plants mean less yard work. Native plants 'knew' how to thrive in their places long before human beings arrived. When you find species that are adapted to the conditions of your yard, they will need no fertilizer, herbicide, pesticide nor irrigation. And when leaves fall, most native species benefit from the layer of insulation and the fertilizer they provide (native plants prefer that we 'leave the leaves!').

4. Gardens with native plants offer genetic diversity for wild populations. As natural vegetation declines, the genetic diversity of each species declines as well. Plants, just like animals can suffer from inbreeding problems. Native species in our landscapes (particularly if they are local genotypes) can benefit natural populations of these plants by offering new sources of genetic diversity when pollinators move between them.

5. Gardens with native plants help connect us to the places where we live. The natural landscapes of North America held stunning beauty and integrity. Urbanization has essentially pushed back that beautiful tapestry and laid down a much simpler, less healthy and less interesting replacement. When native biodiversity surrounds our homes we gain back a sense of that original beauty and affirm the natural history of the places in which we now reside.

6. Landscapes with native plants are good for us. Several interesting studies in the newly emerging field of 'Ecopsychology' are showing that natural areas encountered on a daily basis contribute to the health and well being of people. Frequent encounters with nature help us heal quicker, keep our spirits up, enhance our attention span and promote more hopefulness and joy. By contrast, some communities have

Learn To Make Authentic Japanese Flower Arrangements

Ikebana professor Vera Arnold brings 40 years teaching experience to guide you step by step making eight beautiful arrangements in this high quality, 72-minute DVD. Discover creative ideas and how to select and position flowers using this ancient art. Only \$12. This professionally packaged video makes the perfect holiday or hostess gift! Purchase 4 or more for \$9 ea., 10 or more for \$6 ea. (All prices include FREE S/H USA). www.TheIkebanaStudio.com. Order on line or send check/money order to: The Ikebana Studio, 1721 N. Daffodil St., Tempe, AZ 85281.



banned or limited lawn chemicals that are staples of conventional urban landscaping because of their potential adverse human health effects.

To close, I'd like to offer that caring for your yard in ways that affirm the native biodiversity of your region need not start with heroic endeavors. You can and should start small, build upon humble successes and find motivation in positive changes that slowly accrue over time. Encouragement and advice is available through extension services or native plant nurseries in your area. Additionally, 'Wild Ones' is a national organization with many local chapters of people dedicated to using native species in home landscaping. If you have a friend or neighbor who has used native plants, they will be a great resource for local knowledge (and possibly seed or rootstock too!). The benefits of shifting away from a non-native landscape to a more natural, earth-friendly yard will amaze you, as will the deep satisfaction you'll feel when the native creatures of your area, like the loons, return again.

—Dr. Warner was a speaker at the Central Region Tri-Refresher in October 2011.



Drawings: United States Fish and Wildlife Service

NGC Schools News

Your NGC Schools Committees met in individual and joint meetings for many hours at the September NGC Fall Board Meeting, in St. Louis. Each of these schools developed independently and at different times (Landscape Design (LD) in the 1950s, Gardening Study (GS) in the 1970s and Environmental Studies (ES) in the 1990s). Changes have been made in the programs over the last ten years to make them more consistent (e.g. fees and time to refresh). We continue to work toward identifying areas where additional consistencies may be achieved in order to make the schools more user-friendly to our students and consultants.

Actions taken in St. Louis (being implemented and to be ratified):

1. The designation *Environmental Intern* for students who have successfully completed two courses of ES School will be changed to *Provisional Consultant*, which is the existing designation for students who have successfully completed two courses of the LD and GS Schools.
2. In order to be an NGC Consultant, a student who has successfully completed all four courses of an NGC school must be a member of an NGC-affiliated garden club, and may receive Consultant status by joining an NGC-affiliated garden club within one year (for all three schools) after completion of the school. This changes the time permitted to join a member garden club from the current six months for GS and five years for LD and for the first time establishes this policy for ES – so that all three schools deal with this provision in the same manner.
3. The \$5 NGC fee currently required on ES Form #5-07 to apply for Environmental Consultant Accreditation is eliminated because there is no similar requirement for LD and GS. There is

no change to the requirement that all students who test in each school and all Consultants who refresh in each school pay a \$5 NGC fee.

4. Proof of subscription (submission of label or NGC Life Member number or proof of purchase) to *The National Gardener* may be submitted any time a student tests in each of these schools, and must be submitted (at the time of the school or event) when a student is testing in her/his fourth course of each of these schools (and therefore applying for Consultant status) and when a Consultant attends any of these educational programs for refresher credit.

All local, state, and regional Schools Chairmen should note these policies. State Presidents and NGC Schools Committee members, please share this information with your state ES, GS and LD Chairmen.

If there are questions, please contact the Educational Opportunities/NGC Schools Team, led by the following for the 2011-2013 term:

1. Environmental Studies School – Judy Newman – newman9641@aol.com
2. Gardening Study School – Greg Pokorski – gregpokorski@earthlink.net
3. Landscape Design School – Jane Bersch – janebersch@aol.com

—**Greg Pokorski, ES, GS and LD Schools Coordinator**

Winter-Time

*Late lies the wintry sun a-bed,
A frosty, fiery sleepy-head;
Blinks but an hour or two; and then,
A blood-red orange, sets again.*

*Close by the jolly fire I sit
To warm my frozen bones a bit;
Or with a reindeer-sled, explore
The colder countries round the door.*

*Black are my steps on silver sod;
Thick blows my frosty breath abroad;
And tree and house, and hill and lake,
Are frosted like a wedding cake.*


—*Robert Louis Stevenson*

The Roots of Gardening Study Schools

A recent question from a Council President in my Pacific Region led to a mini-research project. With many thanks to Donna Schumann (a former NGC GSS Chairman and author of our official text, "Living With Plants," and Caroline Gray (both from Kalamazoo Garden Club, in Michigan), here is the dirt on the history of Gardening Study Schools.

From 1975 to 1977, Mrs. George (Miriam) Petrides served as president of the Federated Garden Clubs of Michigan, Inc. It was Miriam's very strong conviction that since horticulture was the bedrock of our organization it deserved its own school not only in Michigan but nationally. Miriam herself was an accomplished gardener and pursued her hobby avidly. She felt that the horticulture portion of National Council's (NGC was formerly known as National Council of State Garden Clubs) Flower Show School (FSS) with its emphasis on judging was inadequate for the needs of the serious gardener. Miriam's husband, George, was a distinguished professor of zoology at Michigan State University, an author and an enthusiastic gardener himself. With his encouragement Miriam approached Dr. Robert Carlson, Department of Horticulture at MSU, for professional help in developing her dream. Dr. Carlson recognized Miriam's idea as a rich potential for reaching vast numbers of hobbyists interested in studying ornamental horticulture on a sub-professional level and a partnership was formed.

Mrs. Paul (Peggy) Dunn, from Canton, Michigan, was a much sought after no-nonsense instructor of horticulture in National Council's FSS. Peggy also was an accomplished gardener and her teaching prowess



YUMA (AZ) GARDEN CLUB COOKBOOK
Member recipes, gardening tips, and planting schedule for the Southwest. Make check to YGC, 2739 West Julie Lane, Yuma, AZ 85365. \$15 plus \$4 shipping.

sprang not only from study of the literature but also from practical experience. Peggy became an invaluable part of the Petrides/Carlson team.

The school was designed with four 2-day sessions each to be followed with a written exam. Subject matter covered the range of gardening concerns from basic botany, to soil preparation and its structure, to selection of appropriate plant material to accommodate site, weather et al., disease and pest control, pruning, fertilization—all of these things not only with "do this" instruction, but "why we do this" understanding. Organizationally the school was set up very much on the FSS plan.

Economy then as now was an issue. Partially to keep cost down and instruction on a reasonably high level it was strongly suggested that local extension specialists be invited to teach these courses. However, this was not a hard and fast rule and others of experience and knowledge were invited to teach.

Once the school had taken form, Miriam, with great excitement, presented it to the Executive Committee of National Council for adoption as a national program. NCSGC president Jessie (Mrs. Vernon) Conner, from Florida, enthusiastically supported the proposal and in 1977 it was adopted as National Council's third official school, the others being FSS and Landscape Design School. Caroline Gray became president of the Federated Garden Clubs of Michigan, in 1977, and they held their first Gardening Study School, as it was named, in 1978. Since she held advanced degrees in horticulture and botany she was asked to teach in that school held at Kellogg Center, MSU, as well as at subsequent schools. The Master Gardener



program arrived on the scene much later under the auspices of the MSU Horticulture Department. The program came about partially in reflection of the changing social climate for extension agents. Since our successful gardening study program originated in part from the same roots, their similarity is understandable.

Despite tweaks and procedural changes over the years (many of which have been designed to achieve consistencies among GSS, Landscape Design Schools and Environmental Studies Schools), the blossoms of the Gardening Study Schools of today look very similar to that first school. I am proud to say that my state of California has presented twenty-one series of this school, from April 1979 through September 2011. Congratulations and thanks to all those pioneers, especially those from Michigan, who gave us this school. Congratulations and thanks to all the states that have conducted schools. Let us all continue to nurture this program so that it may provide useful information and build the enthusiasm of current and future generations of gardeners.

—**Greg Pokorski**, *Gardening Study Schools Chairman and ES, GS and LD Schools Coordinator*

Four and Five Star Memberships



Something new has been added! National Garden Clubs, Inc. now offers an attractive pin for Four and Five Star members.

A Four Star Certificate may be awarded to a garden club member who has completed all four National Garden Clubs Schools.

A Five-Star Certificate may be awarded to a garden club member who has completed all four National Garden Clubs Schools and has attained Master Status in all four schools.

If you qualify, please apply and receive

this award at either your state convention or at the national convention in Buffalo, New York, in May.

Application blanks are listed on the NGC website, www.gardenclub.org or can be obtained from Julie Schoenike, National 4/5 Star Chairman; jwschoen@frontiernet.net

Support the National Schools by attending the classes offered by the four National Garden Clubs, Inc. schools.

—**Julie Schoenike**, *4/5 Star Member Chairman*

Judging Ethics

Ethics, according to Webster's Dictionary, is the discipline dealing with what is good and bad and with moral duty and obligation, a set of moral principles or values. It is up to a Judge to develop good ethics for judging.

Judging is a hobby with unmeasured value that comes from doing a public service to the best of one's ability. A Judge derives immeasurable stimulation from being a part of a successful affair, meeting exhibitors, discussing judging with one's peers and the general feeling of camaraderie which warms the heart and makes the considerable sacrifices worthwhile. The true test of a hobby is to love it even though it involves hard work and discipline.

Judging taken seriously can be exhausting mentally and physically. Knowledge and experience are the basis for practical wisdom. Gaining experience is important in wise decision making. The art of judging ethically is skill in performance, acquired by experience, study and observation. Experience is a very important tool for the National Accredited Flower Show Judge. Studying plant books, growing techniques, along with the experience of growing plants, gives a Judge the confidence needed in decision making. A Judge needs to study many different designs. The practice of actually making designs prepares a Judge for the wisdom needed to do a more accurate assessment

of a design.

We live in a fast-paced world and change is evident. Some of us are afraid of change. Some tend to want to stay the same and not change with the times. There have been reports that some Judges still want to judge from old out dated handbooks. They have a world of excuses as to why it serves them better. A Judge must learn to adapt to the changes in judging.

A gentle reminder: It is the responsibility of a judge to request approval to attend a refresher for credit and to do so in a timely manner. If the refresher is to be held in the judge's home state the request must be made at least one month prior to the event by submitting the completed form to his/her state Credentials Chairman. If a judge wishes to go out-of-state to attend a refresher, this request must be sent six weeks prior to the date of the event to his/her State Credentials Chairman. The *Handbook For Flower Shows*, Chapter 13, contains information about the form required for each judging level. Forms are on the NGC website under Flower Show School Forms. Forms may be filled out and printed from the website. It is never acceptable to bring forms to be approved the day of the refresher.

—**Trece Chancellor**, NGC Judges Council Chairman

PLANTSIGNS.COM

Send SASE for brochure:
PLANT SIGNS, 960 El Caminito Road,
Fallbrook, CA 92028-3654
(760) 420-9143; <http://www.plantsigns.com>



The National Gardener

Winter Issue - Jan-Feb-Mar

Will be mailed January 1

Spring Issue - Apr-May-June

Will be mailed April 1

Summer Issue - July-Aug-Sept

Will be mailed July 1

Fall Issue - Oct-Nov-Dec

Will be mailed October 1

Deadline

for the Spring Issue

Copy due by February 1, 2012

2012: Year of the Geranium



The bedding plants gardeners plant out in late spring and bring inside in autumn are commonly known as geraniums; but geraniums they are not. They are pelargoniums. True geraniums are the cranesbills, hardy North American and European herbaceous perennials; while pelargoniums are semi-tender or tender plants, mostly from South Africa, that have graced our gardens with their large flowers for decades.

Both the Pelargonium and the Geranium belong to the family of Geraniaceae, which, thus far, also includes Erodium, Sarcocaulon and Monsonia. Pelargonium, derived from the Greek word pelargos, which means stork, and Geranium, from the Greek word geranos, meaning crane, share the same singular characteristic common to all these genera -- the fruit resembling a bird's beak.

Discovered in South Africa, the first geranium plants, *Pelargonium triste*, quickly gained acceptance in England in the 17th century. But it wasn't until 1786 when Thomas Jefferson shipped the plant from France to noted Philadelphia horticulturist, John Bartram, that the geranium finally grabbed the attention of gardeners in America.

—**Betty Earl**, National Garden Bureau

Escuela de Exposiciones de Flores

El Comité de Exposiciones de Flores aprobó un nuevo tipo de diseño, el **Forma Estructurada**, introducido por el Consultor de Diseño Tony Todesco. El Diseño Forma Estructurada es un diseño creativo con una estructura (esqueleto y/o estructura entramada).

La Forma Estructurada es creada por el expositor y sostiene material vegetal y otros componentes opcionales. La Estructura es ingeniosa, hecha de material vegetal o materiales hechos por el hombre, o una combinación de ambos. Es proporcionalmente más amplia que la combinación de los demás componentes.

La Estructura se sostiene independientemente, o pueden utilizarse recipiente/es u otros dispositivos. Se puede utilizar tubitos de agua u otros medios de hidratación para el material vegetal fresco.

Puede ser un Diseño desde el piso, montado sobre un pedestal, mesa o suspendido. Vea fotos de este tipo de diseño en la página 40-41.

Agregue esta descripción del diseño **FORMA ESTRUCTURADA** a su Manual versión 2.02 en la página 175.

Cambios en el Manual

Un nuevo Premio, comparable con el Premio Petite de la División Diseño, ha sido creado para la División de Horticultura — el **Premio Elfo**.

Agregue a su Manual versión 2.02, página 38:

1. **Premio Elfo**, premio de Sección.

a. Pequeña roseta/cucarda de color verde manzana y violeta.

b. Se pueden ofrecer y otorgar tres (3) (uno por sección) a las exhibiciones de más alto puntaje en secciones elegibles que consistan de clases de plantas nombradas por viveros o sociedades de plantas como

enanas o variedades miniatura, y/o plantas de crecimiento naturalmente pequeño. Todos los Requisitos Generales y de Premios de Horticultura deben ser cumplidos para otorgar el premio.

c. Las clases de una sección elegible deben ser de especímenes de **flor** cortada y/o planta en **flor** en recipiente, **follaje** cortado y/o planta de **follaje** en recipiente, o especímenes **Arbóreos**.

d. Cuando cualquier otro Premio Mayor al Expositor de sección es ofrecido, por ejemplo: Premio al Mérito, Premio Elección del Cultivador, Premio Arbóreo o Premio Colección, **no se podrá ofrecer el Premio Elfo**.

e. Las plantas enanas o miniatura nunca compiten con plantas de tamaño normal, y siempre se exhiben en una sección, clase o sub-clase separada.

Este Premio produce cambios en las siguientes páginas del MEF:

Pág 12 d.1) Agregue **Premio Elfo** después de Premio Elección del Cultivador.

Pág. 101 5. **Premio Elfo** es para secciones de plantas enanas/miniatura y naturalmente pequeñas. El premio se ofrece a solamente secciones de plantas en flor, de follaje y arbóreos. Se ofrecen tres Premios, uno por sección.

Pág 214 – Curso IV. D. Agregue y **Premio Elfo**.

El término “sub-división” ha causado mucho debate y existen varias opiniones al respecto. En principio, la razón para la sub-división debería ser por la cantidad. Sin embargo, mucho depende de cómo está presentado en el programa.

Para definir...

Pág 6, # 9 al final, debe leer así:

“... contando con que la Directora de Clasificación de Horticultura hará la subdivisión. Las Colecciones y los Display no deben ser subdivididos, a menos que haya suficientes exhibiciones. Tres de un género, especie, etc., justifica una subdivisión en Colecciones y Displays.”

Agregar: 9.a. La Directora de Clasificación y/o la Directora General podrá subdividir libremente hasta una sola exhibición por subclase: por color, forma, tamaño, variedad cultivada, variedad u otra característica significativa.

Pág. 127 Tulipanes.

C.5. deberá leer: "Se requieren dos hojas adheridas, de color tamaño y forma típica a la variedad, excepto en especies y enanas donde se permite una hoja."

PLANTACIONES COMBINADAS –pág. 281 (Corregir PLANTAS)

Agregar: Ej. Jardines en miniatura, terrarios, jardineras y **bateas profundas**.

Pág. 291 HECHO A MANO (UNA FORMA). Una forma hecha de material vegetal que represente de manera obvia una "flor y/o follaje fantasía".

Pregunta: Nuestra exposición de flores tiene una clase para la Competencia entre Clubes, que en realidad es una Vignette. El tema es "Locos Años Veinte." Queremos poner una piel en el respaldo de una silla, y como accesorio un tocado con pluma de pavo real. Ya sabemos que no se puede usar plumas o animales preservados en un diseño, pero la pregunta es si son prohibidos como accesorios en una clase de Vignettes?

Respuesta: Una Vignette es un tipo de diseño. MEF pág. 162 N.5 permite el uso de estos objetos cuando son utilizados con gusto para agregar interés. No tendría que haber problemas con el uso de estos accesorios en su Vignette.

—Jean Ohlmann, *NGC FSS Chairman*

*In the bleak midwinter
Frosty wind made moan,
Earth stood hard as iron,
Water like a stone,
Snow had fallen, snow on snow,
Snow on snow,
In the bleak midwinter,
Long ago.
—Christina Rossetti*

Flower Show Schools

The Flower Show Schools Committee has approved a new design type, "Armature Form," introduced by Design Consultant Tony Todesco.

The Armature Form Design is a creative design featuring an armature, (a skeleton and/or grid-like structure). The Armature Form is **created by the exhibitor** and supports plant material and other optional components.

The Armature is imaginative and made from plant or man-made material, or may be a combination of both. It is greater in proportion than the combined other components.

The armature is self-supported, or may rely on a container/s or other devices. Water tubes or other means of water supply for fresh plant material may be used. The design may be a floor design, staged on a pedestal, table or be suspended. See pictures of this design type on pages 40-41.

Changes to the FSS Handbook

Add **ARMATURE FORM** to the *Handbook*, p. 197, with above description, after # 4. at top of page.

An award comparable to the Petite Award in the Design Division has been created for the Horticulture Division—the Elfin Award. Add to Handbook, p.45,

6. ELFIN AWARD, Section Award

a. Small rosette of chartreuse and purple ribbons

b. Three (3) awards (one per section) may be offered and awarded to the highest scoring exhibit/s in an eligible section/s consisting entirely of classes of plants designated as dwarf or miniature varieties or cultivars by nurseries or plant societies and/or plants with naturally small growth. All General and Horticulture Top Exhibitor Award requirements must be met.

c. Classes in an eligible section must consist of **flowering** cut and/or container-

grown, foliage cut and/or container-grown specimens, or arboreal specimens.

d. When any other Top Exhibitor Award is offered in a section, i.e Award of Merit, Grower's Choice Award, Arboreal Award or Collectors Showcase Award, the Elfin Award may not be offered.

e. Plants designated as dwarf or miniature never compete with standard-size material, but are always exhibited in a separate section, class or sub-class.

This Award affects changes on the following *Handbook* pages:

p.12 (top of page) d.1. **Add Elfin Award** after Grower's Choice Award.

p.121, VI. (after Grower's Choice Award) **add 5. Elfin Award – restricted to section/s of dwarf/minature and naturally small plant material Award limited to flowering, foliage and/or arboreal section/s. Three may be given.** Change Club Competition Award to 6.

p.248 – Course IV. D. add: **and Elfin Award.**

The term "sub-dividing" has brought about considerable discussion and there are diverse opinions on the subject. Primarily the reason for sub-dividing should be numbers or quantity. However, much understanding is dependent upon how items are presented in the schedule.

For clarification: *Handbook*, page 7, # 9; (last sentence) delete: "Typically" and add: "For Collections and Displays."

9.a. The Horticulture Classification Chairman and/or General Chairman are free to sub-divide to a single exhibit per sub-class, by color, form, size, cultivar, variety or other distinguishing characteristics.

Page 148, TULIP

C. 5. Should read: "Two attached leaves of typical color, size and form are required, **except for species and dwarf types**, where one leaf is acceptable.

Page 316. COMBINATION PLANTINGS

Add: ...terrariums, planters **and troughs** are examples.

Page 333. CONTRIVED FORM

Delete entire sentence and replace with:
.... A form constructed of plant material that

must appear as an obvious "fantasy flower and/or foliage."

Question: Our flower show has a class for Club Competition which is actually a vignette. The theme is the "Roaring Twenties." We want to use a fur draped over a chair and a peacock feather headpiece as an accessory. We know no feathers or stuffed animals in a design but question whether they are forbidden as accessories in a class of vignettes?

Answer: A vignette is a design type. *Handbook*, p.189, N.5. permits the use of such objects when tastefully used to add interest. There should be no problem in using these accessories in your vignettes.

—Jean Ohlmann, *NGC FSS Chairman*

STATEMENT OF OWNERSHIP, MANAGEMENT AND CIRCULATION

(Required by 39 U.S.C. 3685)

- Title of publication: The National Gardener
 - 0027-9331
 - Date of filing: October 1, 2011
 - Frequency of issue: Quarterly
 - Number of issues published annually: Four
 - Annual subscription price: \$6.50, (foreign, \$9.00).
 - Complete mailing address of known Office of Publication: National Garden Clubs, Inc., 4401 Magnolia Ave., St. Louis, MO 63110-3492
 - Complete mailing address of Headquarters: Same as above
 - Full names and addresses of publisher & editor, etc.: Publisher: Same as above; Editor: Susan Davidson, 102 South Elm, St. Louis, MO 63119; Managing editor: none
 - Owner: National Garden Clubs, Inc., 4401 Magnolia Avenue, St. Louis, MO 63110-3492
Shirley S. Nicolai, President, 12325 Hatton Point Road, Fort Washington, MD 20744-7014
 - Known bondholders, mortgages, etc.
None
 - (1) Has not changed
 - Publication Title: The National Gardener
 - Issue Date for Circulation Data: Summer 2011 (July, Aug, Sept)
- | 15. Average No. Copies | No. Copies of 2010 Single Issue Published Nearest to Filing Date |
|------------------------|--|
| A. 17,663 | 17,450 |
| B1. 572 | 531 |
| B2. 10,490 | 10,527 |
| B3. 0 | 0 |
| B4. 350 | 350 |
| C. 11,412 | 11,408 |
| D1. 5,799 | 5,764 |
| D2. 0 | 0 |
| D3. 0 | 0 |
| D4. 0 | 0 |
| E. 5,799 | 5,764 |
| F. 17,211 | 17,172 |
| G. 452 | 278 |
| H. 17,663 | 17,450 |
| I. 66 | 66 |
- Winter 2010
 - Michelle Smith, October 1, 2011

Flower Show Schools

Course I

Winter Park, FL January 25-27

Registrar: Helen Kuhn, 352-787-1702;
helenakuhn1@gmail.com

Monroe, GA February 6-8

Registrar: Betty McGaughey, 2795 Bold
Springs Road, Monroe, GA 30656;
770-207-8804; bcmc1@windstrewam.net

Course II

México City, México February 21-23

Contact person: María Alejandra Davila
Garza, e-mail: fmjaf@prodigy.net.mx

Okemos, MI April 24-26

Registrar: Sue Kropschot, 915 Audubon Road,
East Lansing, MI 48823-3005; 517-351-0464;
SueTerrax@yahoo.com

Springfield, MO May 30 - June 1

Registrar: Shirley McCarthy, 417-881-4632

Little Rock, AR May 29-31

Registrar: Jo Krallman, 4714 Pine Drive, Ben-
ton, AR 72019-9196; 501-847-9171;
krallman@sbcglobal.net

Course III

Tyler, TX February 14-16

Registrar: Virginia Wallace, 14 Rim Road,
Kilgore, TX 75662-2252; 903-983-2834

Tallahassee, FL March 5-7

Registrar: Jeanine Turner, 850-877-1937;
gotjet@nettally.com

Brecksville, OH April 24-26

Registrar: Patricia Monroe, 216-486-0409;
patriciamonroe@yahoo.com

Grove City, PA May 1-3

Registrar: Cindy Jarzab, 814-255-2025;
cjarzab@kinzua.net

Course IV

Annandale, VA April 13-15

Registrar: Poss Tarpley, 1705 Belle Haven
Road, Alexandria, VA 22307-1223 (703) 660-
8661; possst@aol.com

São Paulo, Brasil April 16-19

Contact Person: Sandy Mangels,
e-mail: rmangels@amcham.com.br

Perrysburg, OH May 22-24

Registrar: Dora Herold, (419) 867-9076; dher-
old11@bex.net

Gardening Study School

Course III

Boylston, MA April 12-14

State Chairman: Caroline Nijenberg, 27 Rob-
bins Road, Lexington, MA 02421; 781-862-
4465; carolinen@rcn.com

Course IV

Sarasota, FL March 21-22

*Local Chairman: Maida Atkins, 2103 Musko-
gee Tr., Nokomis, FL 34275; 941-488-4373;
maidaatkins2103@gmail.com

*State Chairman: Jean Schneider, 3065
Doctor's Lake Dr., Orange Park, FL 32073;
904-264-2664; jimjean@comcast.net

Tri-Refresher

West Palm Beach, FL . January 31-February 1

Event Chairman: Barbara Hadsell, 6506 Sandi
Lane, Greenacres, FL 33467; 561-635-8809;
barbarahadsell@cs.com

Buffalo, NY May 20

Event Chairman: Joan Peard, PO Box 1512,
Williamsville, NY 14231; 716-634-1353;
jepelp1512@msn.com



Winter Song

Rain and wind, and wind and rain.

Will the Summer come again?

Rain on houses, on the street,

Wetting all the people's feet,

Though they run with might and main.

Rain and wind, and wind and rain.



Snow and sleet, and sleet and snow.

Will the Winter never go?

What do beggar children do

With no fire to cuddle to,

P'raps with nowhere warm to go?

Snow and sleet, and sleet and snow.



Hail and ice, and ice and hail,

Water frozen in the pail.

See the robins, brown and red,

They are waiting to be fed.

Poor dears, battling in the gale!

Hail and ice, and ice and hail.

—Katherine Mansfield

Flower Show Symposiums

San Diego, CA February 12-14

Registrar: Shane Looper, 213 Carmelo Lane,
S. San Francisco, CA 94080-2204; 650-871-
0172; slooper@sbcglobal.net

Gainesville, FL March 11-13

Registrar: Barbara McGhee, 4031 S.E. 37th
Court, Ocala, FL 34480; 352-572-4832;
barb91253@aol.com

Wilsonville, OR March 27-28

Registrar: Georgia Zahar, 1540 Flintridge
Avenue, Eugene, OR 97401-1709;
541-686-8397; gzahar@comcast.net

East Windsor, NJ April 10-12

Registrar: Jane Bersch, 386 Tavistock Drive,
Medford, NJ 08055; 609-654-6580;
janebersch@aol.com

McComb, MS May 1-2

Registrar: Susan Gibbes, P.O. Box 729, Sum-
mit, MS 39666; 601-276-9551;
sgibbes@bellsouth.net

Columbia, SC May 3-4

Registrar: Jerry Weise, 1507 Lorenzo Street,
Mount Pleasant, SC 29464; 843-884-8998;
jerrywbobw@juno.com

Athens, GA July 15-17

Registrar: Sally Holcombe, 3115 Brandy Sta-
tion, Atlanta, GA 30339-4407;
770-436-9883; smholcombe@hotmail.com

Fishkill, NY August 13-15

Registrar: Lucy Volland, 228 Athens Boule-
vard, Buffalo, NY 14223-1602;
716-833-0494; lvolland@roadrunner.com

Birmingham, AL August 15-16

Registrar: Sybil Ingram, 154 Sugar Drive,
Pelham, AL 35124; 205-733-9536;
sybil40@charter.net

Environmental Studies Schools

Course IV

Cincinnati, OH February 6-8

Registrar: Pat Rupiper, 946 Crouse Chapel
Rd., Chillicothe, OH 45601; 740-652-3682;
arupiper@bright.net

St. Louis, MO March 20-22

Chairman and Registrar: Sue Reed, 1019 Cy
Ann Drive, Town and Country, MO 63017;
636-220-4143; smrzr@earthlink.net

Landscape Design Schools

Course I

Baton Rouge, LA February 28-29

State Chairman: Clara Earl, P.O. Box 45504,
Baton Rouge, LA 70895-4504; 225-924-6429;
clarae2003@yahoo.com

Helena, MT March 16-18

State Chairman: Mary J. Olsen, 15 Doe Lane,
Townsend, MT 59644-9652; 406-266-5695;
wlmolsen@mt.net

Kearney, NE October 12-13

State Chairman: Alice Hemsath, 110 E. 39th
Street, E-1, Kearney, NE 68847-8176;
308-224-3771; dhemsath@charter.net

Course II

New Haven, CT March 27, 28, 30

State Chairman: Leslie Martino, 70 Penny
Lane, Woodbridge, CT 06525; 203-389-4434;
lcmartino@yahoo.com

Mason, OH April 12-14

State Chairman: Barbara A. Shepard, 6380
Birkewood St., Columbus, OH 43229-2041;
614-890-4627; dshep6380@sbcglobal.net

Ludington, MI April 19-20

State Chairman: Terry Harding, 6287 Summit
Ct., Traverse City, MI 49686-1885; 231-947-
0568; wsharding@chartermi.net

Morgantown, WV May 23-25

State Chairman: Donna Davis, 64 Bryant
Davis Lane, St. Marys, WV 26170;
304-684-3136; dadodavis@frontiernet.net

Course III

Augusta, GA March 2-3

State Chairman: Jane A. Whiteman, 6590
Long Acres Drive, Sandy Springs, GA 30328-
3018; 404-252-4473; jamawhit@bellsouth.net

Normandy Park, WA April 24-26

State Chairman: JoAnn Goldman, 18811 51st
Ave. NE, Lake Forest Park, WA 98155-3059,
phone 206-362-3201, e-mail: aljo2009@q.com

Course IV

College Station, TX February 20-21

State Chairman: Janell H. Zeigler, 3190 C.R.
267, Oglesby, TX 76561-1527; 254-865-2904;
cnzeigler@aol.com

East Brunswick, NJ April 17, 18, 20

State Chairman: Nancy Schmaltz, 62 Beech
Tree Lane, Shrewsbury, NJ 07702;
732-741-1943; nan234@gmail.com

Why, what's the matter,

That you have such a February face,

So full of frost, of storm and cloudiness?

—William Shakespeare

(Below) Armature Form: Self-supported black Hardware Cloth.

Plant material: Lily Grass, Aspidistra, Calla lily.

Designer: Tony Todesco

Photo: Kathy Healey



Armature Form: River cane, Equisetum.

Plant material: Lily, Aspidistra.

Black containers supply water for lilies.

Designer: Tony Todesco

Photo: Cheryl Collins

(Below) Armature Form: Black wood frames and white plastic tubing supported by black wood block.

Plant material: Hydrangea in water tubes wrapped in black tape.

Designer: Tony Todesco

Photo: Kathy Healey



Armature Form: Clipped Sago Palm, supported by black container.

Plant material: Lily grass, Hydrangea, and Fatsia.

Additional Sago palm placed in back, upside down. Black container supplies water to hydrangea, lily grass and fatsia.

Designer: Tony Todesco

Photo: Cheryl Collins

Armature Form Designs

Ornamental Rain Gardens

Beautiful Features for the Landscape

Since my days in elementary school, I have been bombarded with facts on how our modern civilization is harming the environment and how we need to act now to prevent further harm. My elementary school days were during the late 1960s, and although certain advances have been made, there is still much room for improvement! One of the obstacles is our willingness to embrace any "advancement" that makes our life easier, even if these "advancements" prove harmful to the environment. Another obstacle is that helpless feeling of whatever we do personally will be so minor as to not have any discernible impact on the environ-

ment. Fortunately, there are a few items that are easy for us to do to help the environment, such as bringing reusable bags to the grocery store, purchasing locally grown produce and creating Rain Gardens!

Most folks, myself included, initially wonder why someone would build a garden for the rain. In reality, Rain Gardens refer to an environmentally sensitive addition to residential, commercial and even municipal properties. Simply stated, a Rain Garden retains storm water in a shallow, "detention basin-like" facility that has been planted with site appropriate plants and embraces a multitude of environmental and social benefits. The primary objective is to reduce storm water runoff from impermeable surfaces, such as driveways, parking lots and rooftops, thereby reducing the impact on local streams and rivers. A second objective is the removal of pollutants from the water via absorption and metabolism by plants located in the garden. Additionally, these plants help to mitigate the quantity of storm water via transpiration. Third, Rain Gardens allow the water to perk into the ground and enhance deep water recharge. In most locations,





storm water is piped from solid surface directly to streams, reducing the amount of water available to percolate into the ground. Combined with increased demand upon our aquifers, the net result is a decline in ground water levels. Finally, Rain Gardens empower homeowners to physically do something to support the environment. Like Victory Gardens of WW II, it is a designed element that nearly everyone can create, providing a very positive social impact.

Rain Gardens are certainly not new to the world. In nature, Rain Gardens are found in the forms of Vernal Ponds, Swamps, Bogs, and to a lesser degree, Flood Plains. All of these areas consist of vegetated areas that accommodate periodic amounts of excess storm water and then allow it to either slowly perk into the ground or slowly return to subsiding streams. Vegetation in these areas has become acclimated to prolonged periods of inundation flooding, followed by equally long periods of drought. Just the type of plant that is needed for the Rain Garden and can serve as points of inspiration to the designer.

As a designer, the challenge is the development of a feature that is attractive

and seamlessly merges with the rest of the garden while still maintaining its utilitarian nature. Rain Gardens can be located adjacent to sidewalks or drives, but not within 10-12' from a building. A distance of less than 10' is associated with an increased risk of water entering through the basement walls. However, simply because it can be located adjacent to a building, does not preclude considering an area that may appear more appropriate and is more distant. The water can be piped or carried via a swale should the appropriate site be a distance from the "source." As one would suspect, the site should not be located over a septic system, nor be located over buried utilities; it should have a slope between 1-10% to minimize terracing, and the soil should percolate reasonably well. To test for soil percolation, dig a small hole approximately 8" deep and wide in the proposed area. Fill it with water and allow it to drain to saturate the soil. Refill the hole. If it drains within several hours, the site is adequate. If not, select another site or modify the soil. The shape of the garden is up to your imagination, but the size needs to be proportionate to the area of impermeable surface. The

size of the Rain Garden is determined by the amount of rainfall that your particular area receives. It is best to consult with a local extension agency for this data.

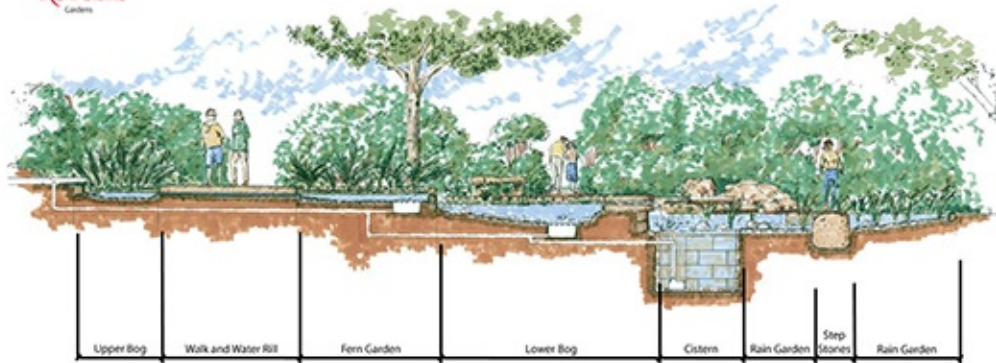
The biggest issue I have seen with Rain Gardens is the consideration by most that they are merely for utilitarian use rather than for beautification. Typically, they are relegated to an island bed in the middle of the lawn, separate from the rest of the garden and doomed to a future of poor maintenance and an untimely invasion of unattractive weeds. In time, the ornamental plantings are "choked-out," the "garden" is deemed a mess and it is removed. The focus of this essay and for the project completed at Rutgers Gardens, in New Brunswick, New Jersey, was to create a design that had all the positive environmental impacts of a Rain Garden, while meshing it with a more traditional water feature and enveloping garden. As previously noted, water can be moved to the feature via a pipe. At Rutgers Gardens, we positioned the garden roughly 50' downhill from a shed whose roof is the source of the needed storm water. The focus was to connect people as closely as possible to water; whether that involved watching it run underfoot or stepping over it, the attempt was for the garden to make the visitor a physical part of the experience. The garden features five interlocking circles that represent the circular cycle of water on earth. Water is recirculated through the garden via a pump located in a 750 gallon cistern located in the final and lowest circle. The water enters the first circle through a T in the storm water pipe that is connected to the neighboring shed. This provides the illusion that storm water is flowing from the roof, even when it is not raining. The water passes through a water rill in the second circle, which is part of the walkway, and brings the visitor into close proximity to the water. The next circle is a rill through a fern glen, then into a bog and finally over a waterfall and into the cistern. The waterfall above the cistern is essential for permitting aeration of the water. Two layers of 2" thick filter material lie above the cistern to

capture any sediment and debris that would otherwise accumulate in the cistern.

During heavy rains, the cistern is not only recharged for water lost through evaporation and plant transpiration, but the excess water overflows into the remaining portions of the lowest basin. The only portion of the lowest basin with a liner is the cistern located immediately beneath the waterfall. This allows the excess that overflows the cistern to seep into the ground, permitting deep water recharge. The flow of water also increases over the course of the water feature. From the base of the water rill in the third basin and also just before the waterfall in the fourth basin, additional points of entry are located for pumped water. This permits the water flow to increase in intensity with each consecutive basin and for the waterfall into the cistern to look far more 'energetic' than if the water was only introduced from the initial source. Thus, the garden contains elements of a traditional water feature, merged with that of a rain garden.

The lowest basin is planted with Grays Sedge (*Carex grayii*), and two forms of water Iris (*Iris versicolor* and *Iris virginica*), all plants that can tolerate typical garden soil moisture along with periods of inundation for up to several weeks or even months at a time! This basin also has a pathway of elevated stepping stones, allowing visitors to better experience the garden, to see the waterfall and to access the patio on the opposite side from the entrance walk. Like the water rill in the second circle, it is an attempt to bring the visitor into closer contact with water, especially after a storm and the basin is flooded.

The circular basin above the cistern and along the water rill obviously serve as a series of bog gardens. They could also be designed as a series of ponds or as a streamside planting, depending upon the site and client needs. The first and smallest basin is planted with Royal Fern (*Osmunda regalis*) and Swamp Pink (*Helonias bullata*), the second basin is the walk and water rill, the third has a contained water rill with a planting of the spreading Ostrich Fern (*Mat-*



teuccia struthiopteris) outside the rill, which will eventually create a fern thicket. The third basin is a designed bog with plantings of Purple Pitcher Plants (*Sarracenia purpurea*), Ladies Trusses (*Spiranthes cernua*), Cardinal Flower (*Lobelia cardinalis*), and Swamp Pink (*Helonias bullata*). The plantings of the bog gardens naturally transpire and reduce the water while absorbing nutrients.

When installing the plants in the Rain Garden, remember that they most likely will have become adapted to growing under nursery conditions. As a result, they will initially not yield a favorable response to soils that remain water logged for weeks on end, especially if the weather is cold. Ideally, the plantings should be installed during the warmer months that are not forecasted to receive large rainstorms. If the timetable is such that you need to install the plants during the wetter months, you can either delay hooking up the Garden to the water source or you can try to plant the crowns of the plants slightly high, to improve drainage and aeration of the root ball. Planting after late October is not suggested for areas that receive sustained temperatures below 20 degrees Fahrenheit during the winter months.

Granted, this project was neither as simple nor as inexpensive as the more traditional concept of a Rain Garden. To the benefit of Rutgers Gardens, it is blessed

with sandy subsoil, so the water percolates with ease and the costs associated with soil improvements were nonexistent. However, it is my hope that it will provoke new thoughts and ideas on how attractive additions to the garden can also help to heal some of the damage we have done to the environment and those in elementary school today will have a healthier environment for tomorrow.

—Bruce Crawford, Director, Rutgers Gardens, Rutgers University, New Brunswick, NJ; Crawford@aesop.rutgers.edu

New for 2012:
Echinacea
'Aloha'
(*Echinacea*
hybrid). Wide,
melon yellow
petals sur-
round orange
cones on this
summer-to-
frost bloomer.
A welcoming
and elegant
plant that
greet you with
its fragrance
and beauty. Use
en masse for
the border, in a
mixed bed, or
for a cut flower.





A Creative Design using flocked Mitsumata branches, kale, flax and equisetum. The designer is Tony Todesco, Stow, Massachusetts.

Photo: Cheryl Collins