

The National Gardener

Summer 2015





Garden Club

Insurance

Liability Plus \$315.00

Bonding Plus \$83.00

Directors & Officers Liability Plus \$88.00

Accident Medical Plus \$123.00

Property Plus \$112.00

rvnuccio.com or 1-800-567-2685

Underwritten by



RVNA
RV NUCCIO & ASSOCIATES, INC.



The National Gardener

Summer 2015
Vol 86, No 3

Quarterly Journal of National Garden Clubs, Inc.

National Garden Clubs, Inc.

6,000 Garden Clubs
200,000 Garden Club Members
50 States and the National Capital Area
70 National Affiliate Member Organizations
300 International Affiliate Member Organizations

Sandra H. Robinson, President
960 Maple Grove Road, London, KY 40744-8955

The National Gardener

Susan Davidson, Editor
102 South Elm Avenue, St. Louis, MO 63119
Ph: 314-968-1664; susand102@charter.net
Direct all **advertising inquiries** to the
TNG Editor, Susan Davidson

TNG Circulation, 4401 Magnolia Avenue,
St. Louis, MO 63110; 314-776-7574

NGC Headquarters

Monday-Friday 9:00 am — 4:30 pm CDT
4401 Magnolia Avenue, St. Louis, MO 63110
Tel: 314-776-7574 Fax: 314-776-5108
E-mail: headquarters@gardenclub.org
Internet: www.gardenclub.org

Michelle Smith, Ext: 14; Executive Director
Teri Virga, Ext: 17; Member Services
1-800-550-6007 - Orders Only, Please
Bill Trapp, Ext: 12; Accountant
Gabby Gebben, Ext: 11; Accounting Assistant
Kathy Romine, Ext: 15; Administrative Assistant
Katie Roth, Ext: 10; Schools Secretary

The National Gardener (ISSN: 0027 9331) (USPS: 595-500) is published quarterly by National Garden Clubs, Inc., 4401 Magnolia Avenue, St. Louis, MO 63110-3492 U.S. Subscription Rates: 1 year: \$8; 3 years: \$21. Foreign Subscription Rates: 1 year: \$18; 3 years: \$36. 1 year subscription outside continental U.S., including AIR MAIL: \$36; 3 year subscription outside continental U.S., including AIR MAIL: \$88. Change in name/address - \$1. Single copy - \$2. Postmaster: Send address changes to *The National Gardener*, National Garden Clubs, Inc., 4401 Magnolia Avenue, St. Louis, MO 63110. Periodicals postage paid at St. Louis, MO. Send all subscriptions, changes of address and inquiries to: Circulation Department, NGC, 4401 Magnolia Avenue, St. Louis, MO 63110-3492; Telephone: 314-776-7574

Table of Contents

President Robinson's Installation Speech	2
President's Special Projects	8
2015 Award of Excellence Winners	10
The Million Pollinator Garden Challenge	14
Environmental Studies	16
National Disasters USA	17
Garden Certification Program for Monarchs	18
Gardening Study Schools News	20
NGC Schools News	22
NWF Partnership with NGC	24
Member Services	25
Birthday Tribute to Our National Parks	26
Book Reviews	28
Hummingbirds	30
Junipers	32
Flower Show Schools	33
NGC Schools and Courses	37
Happy Hydrangeas	39

The Cover

Sailing the Summer Breeze

A Creative Design of hosta foliage, Hemerocallis, and dried treated branches, in an original container by artist Priscilla Valvano. The designer is Carol Martens, a member of Creative Arrangers of Connecticut and Arbor Garden Club of Clinton, Connecticut.
Photograph by Cheryl Collins

Sandra H. Robinson

2015-2017 NGC President

Standing here, as the newly installed president of this organization, is humbling, surreal, and just a little frightening. When I began this journey, in 1985, never once did I imagine the day when I would stand before you as the 44th president of National Garden Clubs.

It is impossible to thank all those who have made this possible or played significant roles in my leadership development. I have had the great fortune to work with, and serve under, some amazing leaders.

Each former president's vision and direction has left a distinct mark on this organization as they wrote their chapter in the dynamic history.

I asked Deen Day Sanders and Lois Dupré Shuster to install me tonight because of their role in my garden club story. Deen installed me as the president of the Garden Club of Kentucky, in 2001, and I served as one of Lois's class from 2001-2003. They believed in me and encouraged me

to grow in knowledge of NGC, gardening, and service.

I learned from their examples as well as June Wood's gentle style of encouragement, Kitty Larkin's jest for life and sense of patriotism, Barbara May's "let's do it" attitude, Renee Blaschke's ability to find a common ground for all parties, Shirley Nicolai's gentle, nurturing, positive reinforcement of everyone, and Linda Nelson's passionate cry to "Make a Difference, Choices Matter" while working to ensure the fiscal health of NGC.

Many others have held my hand, patted my back, offered words of advice and criticism when merited, and lifted me up when the road seemed too long. To each and every one I extend a heartfelt thank you.

"Unless someone like you cares a whole awful lot, nothing is going to get better. It's not." Dr. Seuss, *The Lorax*

With this in mind, we are called to action.

The President's Special Project for 2015-2017, **Service in Action**, will focus attention on pollinators and amphibians, two bio-indicators, who as individuals and populations, are used to monitor environmental conditions, and the leadership development of our members.

Elizabeth Kolbert states in *The Sixth Extinction*, "Today, amphibians enjoy the dubious distinction of being the world's most endangered class of



President Robinson asked former NGC Presidents Deen Day Sanders (at left) and Lois Dupré Shuster (at right) to install her as the 44th president of National Garden Clubs, Inc.



President Sandra Robinson accepts the gavel from outgoing NGC President Linda Nelson Bentson.

animals; it's been calculated that the group's extinction rate could be as much as forty-five thousand times higher than the background rate. But extinction rates among many other groups are fast approaching amphibian levels." She continues with the admonition that many find it inconceivable that we, man, could possibly be responsible for destroying the integrity of our planet's ecology. There are psychological barriers to imagining that what we love so much could be lost or destroyed forever.

The public needs to understand the effects of pesticides, the role of native pollinators and plants, and the importance of leaving natural areas in our lawns, parks, and forests. To be truly ef-

Members of the 2015-2017 NGC Executive Committee (left to right): Recording Secretary Shirley Tetreault, Third Vice-President Mary Warshauer, President Sandy Robinson, First-Vice President Nancy Hargroves, Second Vice-President Gay Austin.



fective, agriculture, conservationists, and the general public must work together to protect soil, water, air, and wildlife habitat. Become familiar with our native bee species, especially the mason bees. Our native crops depend largely upon native bee populations. The eradication of milkweed and the use of pesticides and genetically engineered crops have pushed the species toward extinction.

NGC is partnering with the National Wildlife Federation to work on the Million Garden Challenge by the National Pollinator Garden Network. The goal is to help establish one million gardens to support pollinator recovery. We will plant milkweed, monarch way stations, and gardens to provide food and shelter to help restore healthy populations of this important species.

Young children must learn to love and understand nature before being asked to save it. Scientific evidence identifies a correlation between the experiences of children in the natural world and their ability to learn, along with their physical and emotional health. As a society we have a moral obligation to connect nature and our children. They are the future stewards of what we are working to protect and conserve.

The Frightened Frog, an Environmental Tale, an early-reader book, written by NGC members Brenda Moore and Jean Ohlmann, with illustrations by Emily Lackey, is a bright, colorful, rhyming book highlighting many of the problems amphibians face with simple, easy-to-understand solutions. The book is available through Member Services; lesson plans that meet core standards are available on the NGC website.

The monarch population has declined by 90% since the 1990s. One sobering statement from the collaborative effort of the Center for Biological Diversity, Center for Food Safety and the Xerces Society is, "If monarchs were people; that would be like losing every living person in the United States except those in Florida and Ohio."

According to the White House blog, nearly two-thirds of our food is pollinated by bees, butterflies, and other pollinators, thus, their protection is vital to our continued health and welfare. There are 4,000 bee species native to the United States, 20,000 worldwide.

Gardening brings out the beauty, strengths, and preferences in plants and people. We nurture our plants, often spending lots of money and time on their survival. We, as garden club members, need to nurture each other. All living things need care to survive. Each of us has unique abilities and talents to bring to the table. Look around your club or community for those who work tirelessly in the background, never asking for recognition or reward, those who give and give and give of their time, resources, and talents, and gently nudge them into the forefront. Give

"My house needs windows and doorknobs," says NGC President Sandy Robinson. "You can help by making a donation to Habitat For Humanity." The Habitat For Humanity "house" at the NGC Convention, in Louisville, was the work of NGC Habitat For Humanity Chairman Diane Dawson and Judy Sheets, NGC Membership Committee member.

praise when due, offer advice when necessary, recognize potential and ask them to accept a chairmanship or office. Also, be aware that some people need more encouragement and direction than others. Be patient. It takes time for a garden to grow and bloom and set seed.

I recently had someone share their story of what garden club has given them. She began by saying she had always had very low self-esteem, therefore, no courage to step forward and say, "I can do that." One man in the state organization recognized her potential and kept asking her to just try. She credits him with her newfound sense of identity and purpose. She has held several offices, including state president, works with college professors identifying students deserving scholarships, reviews their applications and interviews the students with the committee, and often forms lasting friendships with them. She says now she feels she can do anything. Isn't that a great story and testimony for what garden club has to offer?

I think she and many of you would echo my sentiment, "Garden club has given me more than I can ever give back."

It's okay not to know all the answers or even the questions. We learn as we grow.





A vignette of Louisville at the convention. The designers are Donna Smith and Carcille Burchette, members of the Mountain Laurel District, The Garden Club of Kentucky, Inc.

We don't have to be perfect, but willing to tackle the problems and have the desire to make a difference. Accept opportunities lest they pass you by and never come around again. Don't wait for the next chance but say, "I will. I can. I'll try." Decide to grow now. Grow with abandonment. Grow with joy. Grow with a renewed sense of purpose. "Leadership is action, not position" — Donald H. McGannon.

"I don't have a college degree," you say. Who cares? Life is the best educational system there is. Abraham Lincoln was largely self-taught and is credited with being one of our greatest presidents.

"I'm too old," you say. "You're never too old, too wacky, too wild, to pick up a book and read to a child," according to Dr. Seuss. When are we too old to call and offer praise, to encourage the next step in leadership progression, to ask someone to share the love of gardening? Bette Davis once re-

marked, "The key to life is accepting challenges. Once someone stops doing this, he's dead."

"I'm too shy," you say. Begin by chairing a project or committee, give reports at club meetings, and don't be afraid to step out of your comfort zone. Garden club challenges members to grow in gardening and life skills. Don't allow fear to keep you from achieving success. The first step is often the hardest. Members, when you see that first step, give support, build up, don't tear down, and cheer them on.

"I've done that, been there, heard and seen that," you say. Don't hinder someone else's progress by raining on the parade. It is always a new experience when seen through the eyes of a child or someone who has never been there, heard or seen that. Katharine Hepburn said, "I never lose sight of the fact just being is fun."

"I'm tired," you say. We all grow weary, discouraged, and fed up. But the job awaits our renewed passion, dedication, and perseverance. Join a new committee, suggest and help implement a new project, invite a friend and be revitalized through their enthusiasm.

"I don't have the financial resources, political connections or influence," you say. The place for everyone to start is in their own backyards, decks, or rooftop gardens. As we have heard Linda say, "Choices Matter."

"I'm afraid of public speaking," you say. Author Sidney Sheldon wisely stated, "Death is the number two fear that people have and public speaking is the first."

Remember, no one came to see you fail. They came because of the subject. Experience is necessary. Let go of your fear. Let go of your ego.

“You don’t have to hold a position in order to be a leader,” Anthony J. D’Angelo noted in *The College Blue Book*. Leaders must continue to grow. Work to develop your speaking, managerial, and people skills, as well as your gardening skills. Don’t be afraid of failure. We learn from our mistakes. The only true failure is not trying at all. Leave room in your organization for those coming behind you. There is no growth if there isn’t ample space for growth. New leaders have to have the opportunity to serve and positions to fill.

With our continuing projects and the President’s Special Projects garden, NGC is on the move. We care, and we show our care through action. We accept the challenge to protect our pollinators, amphibians, plant gardens, and to remember our members. Exciting things are happening through the efforts of our energized committees, which you will find on the website. Visit the site often; it is continually updated.

Gardening is alive and well. The White House blog states, nearly 35% of all households in America are growing food at home or in community gardens, a 17% increase in participation in the last five years. Two million more households are engaging in community gardening, an increase of 200% since 2008.

Consumers are demanding to know where their food comes from, how it was grown, treated, packaged, and transported. Our leaders, governmental officials, local politicians, big box stores, growers, and breeders are paying attention. Many have enacted measures to safeguard our health and wildlife as a result of pressure from the buying public.

We do make a difference. Now is not the time to be weary or quit. We care, we are passionate about issues. My challenge to you is to take that concern, that passion, that desire for change and join hands as we **“Leap into Action.”**



Sandra H. Robinson, of London, Kentucky, is the 44th president of National Garden Clubs, Inc. Sandra is a charter member of the Lady’s Slipper Garden Club, formed in 1985 when 15 members of the London Younger Women’s Club met to form a new garden club. She laughs when talking about her firsts in garden club: she was registrar at her first state meeting, was elected district director at her first district meeting, her first flower show was staged in her home, and she attended her first national meeting as chauffeur for others who wanted to attend.

She is active at the state, regional, and national levels of NGC. Sandra often says, “Garden club has given me more than I can ever give back.” Robinson is a four-star member, Master Landscape Design and Gardening Studies Consultant, Accredited Flower Show Judge, and Environmental Consultant. While traveling to attend the schools and judge, she realized how similar the challenges across state and interna-



President Robinson with her niece, Molly Kate.

tional borders are that our members face while working to make a difference.

Sandra is a graduate of Eastern Kentucky University. A mother of three daughters, grandmother of seven, and wife of Bill for forty-two years, Sandra is a life-long volunteer. She has served on the school board, athletic boosters, numerous civic organizations, alumni organization and garden club boards. Sandra is actively involved in her church and local club activities. Sandra, better known as Sandy, loves to travel, read, garden, and spend time with family and friends.


TNG Online

The National Gardener is now available to members on the NGC website: www.gardenclub.org

Member Login

Username = member
Password = leap

Leap Into Action



Pollinators and amphibians are "the canaries in the mine," crying out a warning that all is not well. We need to heed their cry and "Leap into Action" before our food sources are severely threatened through the loss of vital species.

NGC recognizes the vital importance of both education and action in the fight to conserve our pollinators and amphibian populations.

We are actively engaging our membership and the general public in this endeavor through the Million Garden Challenge partnership with National Wildlife Federation (NWF), Monarch Watch, North American Butterfly Association (NABA), and The Center for Plant Conservation (CPC). In addition, we offer educational programs and resources for the youth, including publication of *The Frightened Frog, An Environmental Tale*. We accept the challenge to "Leap into Action."

—2015-2017 NGC President Sandy Robinson

NGC Mission Statement

NATIONAL GARDEN CLUBS, INC. provides education, resources, and national networking opportunities for its members to promote the love of gardening, floral design, and civic and environmental responsibility.

Service in Action

The first step to change is awareness, followed by the desire to make a difference, and finally, the necessary actions to make the desire a reality. The goals of the President's Special Projects are to increase awareness of the seriousness of the demise of pollinators and amphibians and to encourage conservation and protection efforts by clubs, the general public, and governmental agencies.

Often called the first bio-indicators, amphibians and pollinators reveal the state of their ecosystems by their presence, abundance, and activities. Pollinator and amphibian populations are declining worldwide through effects of pesticides, habitat destruction, diseases, parasites, global warming, and introduced predators. Education, habitat conservation, and protection of at-risk populations are issues we can change through action.


Clubs, states, and regions are encouraged to participate in the **BeeGAP**, **Monarch Watch**, **The Frightened Frog**, and **Bee a Wildlife Action Hero!** programs and projects designed to engage members in efforts to protect and conserve these important populations.




BeeGAP (Bee Gardeners Adding Pollinators) a partnership with Crown Bees, increases the awareness of native bees and encourages efforts to increase the popula-

tion. Native bees are effective pollinators, often flying at lower temperatures and in cloudier weather than the honeybee, and appear immune to the costly infestation of the mite species often found in honeybees. Bees pollinate one-third of the food we eat with an estimated annual value to North American agriculture of \$14.6 billion.

The Monarch Watch Committee has programs and materials providing information about the decline of the Monarch species with emphasis on the necessity of planting milkweed and nectar sources for endemic butterfly species. Monarch way stations establish Monarch habitats in public and private gardens. We can make a difference, through action, for this threatened species.



The Frightened Frog book and program highlight the environmental issues affecting amphibians. Clubs will use the early reader book in preschool through 3rd grades. Lesson plans are



available emphasizing the importance of amphibians and the role they play in healthy ecosystems. Amphibians are threatened with the largest mass extinction since the dinosaurs.

Bee a Wildlife Action Hero!— By committing to garden for wildlife you will attract the pollinators, butterflies, amphibians, and other beautiful wildlife to your garden so you and your



families and friends can enjoy them AND provide a safe haven where they can live and reproduce. You can commit to Garden for Wildlife on an apartment balcony, a yard or acreage, school grounds, nursing homes, Blue Star Markers, community gardens and parks, commercial buildings—there are no limits to the possibilities! By providing food, water, cover, and a place for wildlife to raise their young—and by incorporating sustainable gardening practices—you not only help wildlife, but you educate others around you, and the Buzz will Bee “Congratulations! You have become a Wildlife Action Hero!”

Leadership Development materials will be available for local club and state officers, leadership development workshops, and club members on the NGC website. Clubs and states are encouraged to host workshops and to promote leadership development. Garden clubs educate, engage, challenge, and develop leaders within their membership. Do not say “no one will lead our club” but “**Leap Into Action**” and help develop tomorrow’s leaders today.

Significant monetary awards and Certificates of Participation are available. Coordinating projects with grants are being devel-

Made in the USA
100% Stainless Steel Plant Markers
www.kincaidgardens.com
info1@kincaidgardens.com
Call us 816-324-4931

Discounts Available
for Garden Clubs and Members

KINCAID
PLANT MARKERS

oped. Refer to our website—gardenclub.org and listed chairmen—for further information. We are gardeners, we are nurturers, we are forever the optimists! NGCers are Naturally Great Conservationists! We Care About Our World! We KNOW that Together we can Make a Difference! **Let’s All Go Do It!**
— **Becky Hasebroek**, *Bee a Wildlife Action Hero* Chairman

The single greatest lesson the garden teaches is that our relationship to the planet need not be zero-sum, and that as long as the sun still shines and people still can plan and plant, think and do, we can, if we bother to try, find ways to provide for ourselves without diminishing the world.
~Michael Pollan, *The Omnivore’s Dilemma: A Natural History of Four Meals*

Tree planting is always a utopian enterprise, it seems to me, a wager on a future the planter doesn’t necessarily expect to witness.
~Michael Pollan, *Second Nature: A Gardener’s Education*

2015 Award of Excellence Winners

NGC #24 Award of Excellence for State Garden Clubs

Awarded to a State Garden Club for an outstanding project with a monetary award of \$500 for each membership division. The winners are being honored for outstanding projects within their states.

California Garden Clubs, Inc.

Working with one of their state universities, four years ago, this State Garden Club initiated a program to provide permanent signage for a native plant garden, which includes twelve distinct plant communities within the garden, within its acreage.

After intense fundraising efforts, monies were raised to design, manufacture, and install permanent educational interpretive signage. Funds were collected from individuals, garden clubs, and local businesses, along with sales of bulbs, jewelry, and used books, raising almost \$23,000. This money allowed the garden club to design and install permanent environmental graphic signage in the Riparian, Wetland, and Grassland plant communities.

This successful campaign provided new signage where none had existed before, which helps make a difference in the educational experience of the Kenneth M. Stockett Native Plant Garden. The students and faculty of Sonoma State University, along with the visiting public, will benefit from their efforts. Although they are being recognized for their accomplishments, they have not stopped moving forward, with plans now being developed for an audio tour for the visually impaired.

The California Garden Clubs, Inc., are being honored for their continued commitment to education and instilling a sense of stewardship through conservation efforts for future generations to enjoy.

The Garden Club of Kentucky

This state garden club joined forces with a local chapter of “Wild Ones,” a national native plant landscaping organization, to challenge members of both organizations to plant Monarch way stations throughout their state. Their members and officers travelled many miles throughout their state, promoting the concept of planting and creating Monarch way stations. Partnerships were formed with the state parks, other service organizations, public and private arboretum, all levels of schools, plus the state Extension Offices. These sites provided educational materials and encouraged the practice of planting native, pesticide-free nectar and host plants. Special emphasis was placed on working with children. In an eighteen-month span, they increased the number of certified Monarch way stations from 39 to 218. Since their efforts, people are seeing more Monarch butterflies and caterpillars in their gardens. Plans are continuing for a State Park Conference on Monarchs in September of this year.

Florida Federation of Garden Clubs, Inc

Our third recipient has a long, successful history of promoting beautification, conservation, and education, along with addressing environmental issues throughout their state. This particular project was inspired by the work of a foundation that found a way to restore losses in our aquatic ecosystem. They promote the term “voluntourism,” where recreational divers receive classroom instruction, followed by a trip to a reef for hands-on experience.

A quote from journalist Georgia Tasker says it all: “Garden clubbers around the state have taken up underwater gardening. No, they aren’t wading into ponds or planting aquariums. They have embarked on something with more depth—growing a coral reef in waters off the Florida Keys.” These members assisted with the restoration and rejuvenation of coral reefs that were compromised by environmental threats.

Through their efforts, they raised \$10,000 to repopulate a reef with 100 nursery-grown staghorn and elkhorn corals—two endangered species that have all but disappeared from the Keys.

The Garden Club of South Carolina, Inc.

As many of our garden clubs do, this state recognized the urgency and need to devise a meaningful distinctive project, encouraging members to reach out, join hands and resources with community members. A simple plan was devised to allow garden club members and the public to electronically submit photos and summary information detailing historic trees and places in their state.

They worked with statewide and local organizations to place emphasis on historic trees, documenting their location, species, and age. They collaborated with arborists, landscape architects, horticulturists, and historic preservationists to help save our historic treasures.

Trees were also planted in public locations, civic educational services were provided, and beautification of the state's roadsides were also incorporated within the scope of this project. This State Garden Club continues to work with our youth and members of their communities, encouraging them to be faithful stewards, protecting and conserving our natural assets.

#25 NGC Award of Excellence – Region

One Certificate of Merit and \$500 may be awarded for distinguished work in a Region for coordinated activity in accordance with the programs and objectives of NGC in which all states in the Region have participated. Applications are received during the second year of each administration.

Central Atlantic Region

For the Award of Excellence Committee, this year's selection was extremely difficult.

All regions that submitted an application are truly worthy of recognition and should be congratulated for the time and energies put forth in each and every project.

The recipient this year began work shortly after the devastation of Hurricane Sandy along the east coast, and beyond. These seven states joined together to a regional project called "RALLY OUR REGION" — Restore, Refurbish, Replant. Although not all project work was a result of restoration from the historic storm, it motivated and inspired garden clubbers throughout the seven states, including the District of Columbia, to unite in the beautification of their region with civic and environmental responsibility, to educate the public and increase membership through worthy projects, enhancing neighborhoods and recreational areas.

Over \$200,000 was raised to support the projects throughout the region. Six outside organizations contributed to project work, over half being new projects. From restoring plants along coastal areas, to refurbishing neighborhoods, Blue Star gardens, and public spaces, such as libraries and memorials—these garden club members worked tirelessly to help restore, refurbish and replant throughout their region.

#23 NGC Award of Excellence

The award is presented to exceptional individuals, organizations, or institutions that have made significant contributions to their communities in such areas as environmental and civic responsibility, conservation, community beautification and promoting the love of gardening.

Brian Vogt is a writer, popular speaker, artist, gardener, and hiker whose civic involvement and many roles in community leadership and public service span over 25 years. Early in his volunteer career, he served as president of the South Metro Chamber of Commerce, in Denver. The following years included work with the Colorado



**Brian Vogt, Chief Executive Officer
of the Denver Botanic Gardens.**

State Office of Economic Development and International Trade, overseeing tourism and development of art. He is also a member of the Governor's Economic Commission on Science and Technology, the Economic Council, and Financial Review.

All of this exposure prepared him, eight years ago, for an opportunity to serve as the Chief Executive Officer of the Denver Botanic Gardens. Since that time, he has been instrumental in overseeing the garden's historic \$73 million capital campaign and subsequent build-out of its master development plan, including the addition of two new structures—the Science Pyramid and outdoor Hive Garden Bistro, as well as the Ellipse Garden, the rooftop Mordecai Children's Garden, Greenhouse Complex, and Visitor Center. Denver Botanical Gardens was one of the first gardens in the nation to emphasize native plants and to champion environmentally responsible practices, such as water conservation and biological control of pests.

Dr. Paul Cappiello, Ph.D., Executive Director of the Yew Dell Botanical Gardens, in Crestwood, Kentucky, was nominated by the Garden Club of Kentucky, Inc. He is an educator, writer, garden designer, and gardener, who guided the development of Yew Dell Botanical Gardens, which is considered one of America's most unique gardens. This 33-acre garden evolved from a private estate and commercial nursery into a public garden that has earned national acclaim for horticultural excellence. The gardens offer education programs, community events, ongoing plant research, hiking trails, and event rental opportunities.

A prolific author of over 100 articles, from news and popular press to industry and academic journals and co-author of the book "Dogwoods: The Genus Cornus," Dr. Cappiello is a popular lecturer known internationally for his work on the selection, introduction, and evaluation of new ornamental plants for the landscape. In conjunction with his role for nearly 15 years as executive director at Yew Dell Botanical



**Dr. Paul Cappiello, Ph.D., Executive Director
of the Yew Dell Botanical Gardens.**

Gardens, he serves as an adjunct associate professor of horticulture at the University of Kentucky, in Lexington.

Ken Nedimyer's life as a gardener has been led with clean hands because he does all of his gardening under water. He holds a Bachelor of Science in biology from the Florida Atlantic University, in Boca Raton, and operates two live-rock aquaculture farms in the Upper Florida Keys. Several years ago, he helped his daughter, Kelly, with a 4-H project, which was growing a staghorn coral fragment. The project was successful, so thus began his passion to restore underwater live-rock. He once said, "It is vital to protect the ecosystem of coral reefs, which are instrumental in providing protection for our coastal areas, are a habitat for fish, offer myriad recreation opportunities and represent great economic value to those whose livelihoods depend on fisheries and the oceans."

A little history might help you to appreciate his efforts. The coral reefs in the Florida Keys and Caribbean have experienced a tremendous decline since the early 1980s. Multiple stressors, including coral and invertebrate diseases, colder water temperatures, and degraded water quality, have contributed to 98 percent of the coral lost since 1970. Our recipient is a conservationist and founder of a non-profit conservation organization called Coral Restoration Foundation, dedicated to creating off-shore nurseries and restoration programs for critically endangered coral reefs at the local, national, and international levels in the Florida Keys.

Ken Nedimyer developed and is implementing an ambitious five-year plan through the Coral Restoration Foundation to grow and transplant 50,000 staghorn and elkhorn coral colonies throughout the Keys—which is the largest effort of its kind in Florida and the Caribbean.



2013-2015 NGC President Linda Nelson Bentson presents the Award of Excellence to Mike Echevarria, member of the Board of Directors of the Coral Restoration Foundation. Mr. Echevarria accepted the award for Ken Nedimyer, Executive Director of Coral Restoration Foundation.

NGC Calendar

Conventions

- 2016 Grand Rapids, Michigan
May 2-7
- 2017 Richmond, Virginia
May 16-21 (Installation year)
- 2018 Pennsylvania
- 2019 Mississippi

Fall Board Meetings

- 2015 St. Louis, Missouri
September 15-19
- 2016 Portland, Maine
September 19-25
- 2017 St. Louis, Missouri
- 2018 Orlando, Florida
September 26-29
- 2019 St. Louis, Missouri
- 2020 North Carolina

The Million Pollinator Garden Challenge

As a member of a Garden Club we can certainly make a positive difference in our community, but as a member of National Garden Clubs, Inc. we can make a significant difference in our World!

Because of our renowned reputation, and the strength of our membership, NGC has been invited to be a founding Gardening and Habitat Planting Partner of the National Pollinator Garden Network, recently formed to help establish one million gardens to assist in restoring

critical pollinator population recovery in the United States. Over the next two years, the Network will bring together the science and garden capabilities of industry with the outreach of nongovernmental organizations to empower a million private citizens and organizations to plant pollinator gardens nationwide.

This is an unprecedented collaboration and we know our members will be proud to participate! This website will be accessible through a link on NGC's website—gardenclub.org—where you can obtain knowledge and expertise on native

plants, pollinator science, food and habitat, planting ideas for habitat creation, recommended plants and seeds by region, seed sources (many free), and a multitude of other science-based research!

NGC will be targeted as being part of the on-the-ground effort and visitors will be able to link to our website, as well! You will be able to link to the Pollinator Partnership S.H.A.R.E. (Simply Having Areas Reserved for the Environment) site where we hope you will register your gardens on a map and even upload pictures of your garden, if you wish. Be sure to access the site through NGC, so the Network can tell how strong our membership truly is!

Federal agencies have been directed to take steps to protect and restore pollinator populations due to recent declines in the number and distribution of pollinating in-

sects, causing significant concern among ecologists and agricultural interests. These declines include our managed bee population used in agricultural, native bees, Monarch butterflies (suffering a decline of more than 90% over the past two decades), and many others. In addition to being impor-

tant to natural ecosystems across our country, pollinators are **critical** to one-third of our food production. While there may be many reasons for pollinator decline, **experts agree that the overall loss in the amount and distribution of habitat and food plants is a critical contributor.**



WE CAN FIX THIS!

Every household, business, and school can provide food and habitat for pollinators. It doesn't have to be on a large plot of ground—habitat and food plants can be provided in a container on your deck, or a condo window planter. Include them in your public garden projects, your youth garden projects, nursing homes, botanical gardens, business areas, and governmental offices. We want ALL of these gardens registered!

Monetary awards are available under the President's Special Projects. Be sure to apply! Write articles for your newsletters, in your local papers, wherever you can, to share in educating the public. Include signage on your projects, sharing what you're trying to accomplish!

As support for this Challenge, we plan to coordinate grants to clubs that will plant pollinator gardens with our youth. As soon as we can put this in place, information on how to obtain these grants will be available on our website, from your State President, from your State Habitat Chairman, or you can contact jpetsals@charter.net.

It is SO important to teach our youth how to take care of our land, our wildlife, our food supply for the future! Who will teach them if we don't? We know that there are some clubs that don't involve our youth—we hope that you will be able to donate money instead to the grant program to be used exclusively to help clubs that do. Commercial donations are also welcome, so that we can support even more club gardens! Certificates will be given to those that participate!

Let's show the nation that National Garden Clubs, Inc. deserves their recognition and that we can make a powerful difference!

For questions or more information, contact:

Becky Hassebroek, Habitat Chairman, 518 Slater Drive, Fairbanks, AK 99701; beckyhasse@aol.com; 907-456-3066; cell: 907-590-7895

Author Presentation at Year Next Garden Club Meeting
America's Romance with the English Garden
UK's *Spectator* magazine called it "best garden book of the year."
Reviewed in *National Garden Writer* 2014
For more reviews: www.chicocallow.com
Contact the author, Thomas Mickey, at tmickey@AmericanGardening.net

Landscape Design Schools

The LDS Committee sends its sincere appreciation to all the state Landscape Design Schools chairmen and to the LD Council presidents for their dedication to, and support of, the Landscape Design Schools program. They have provided the information and knowledge to garden club members throughout NGC, Inc. to make wise choices in the landscaping of their homes and communities. "Making A World of Difference" can only be the result.

Incoming 2015-2017 state presidents or state LDS chairman are requested to send to Donna Donnelly, LDS Councils Chairman (ddon21@aol.com), the name and complete contact information for any new state LDS chairman or LD Council president. This will assist in updating The LD Directory of state LDS chairmen and LD Council presidents.

An updated list of the 2015-2017 LDS Committee members will appear shortly after the Louisville Convention on the NGC website. Contact us for any assistance in planning a LDS Course or Refresher.


—Jane Bersch, *LDS Chairman*

Dandelions, like all things in nature, are beautiful when you take the time to pay attention to them.
~June Stoney



Bringing the Outdoors In: *Plants that Clean the Air*

By Rosemary Wehnes

 Garden gloves and watering cans are flying off the shelves of local garden centers. What are gardeners to do but roll up their sleeves and start planting their annuals and vegetables? In planning your outdoor landscape, why not consider including some plants that will “clean the air” when you bring them in this fall.

A study done by the National Aeronautics and Space Administration (NASA), in 1989, identified plants that were able to remove toxic chemicals, such as formaldehyde, from the air. Formaldehyde sources in the home include cigarette smoke, fuel-burning appliances, particle board, and pressed wood products. Even paper towels are treated with urea-formaldehyde resins. Formaldehyde can cause irritation of the mucous membranes of the eyes, nose, and throat and may cause some types of cancer.

Plants that were screened in the NASA study included those commonly found in the indoor environment: bamboo palm (top right), English ivy, ficus, Gerbera daisy (lower right), spider plant, peace lily, and golden pothos. Ferns and herbs were also found to uptake formaldehyde in a more recent 2010 study, “Variation in Formaldehyde Removal Efficiency among Indoor Plant Species.”

Many of the house plants can be moved outdoors during the summer months, given adequate shade. Kimberly Queen fern can grow nicely both indoors and outdoors. However, it should be brought inside if the temperature drops below 50 degrees.

Placing plants in your home is not a silver bullet for improving indoor air quality. Other strategies, including adequate ventilation and the purchase of non-toxic products, should also be utilized.

Plants do have other benefits, including humidifying the air and releasing oxygen. Plants can also lift the spirits and inspire poets and artists alike. As Aristotle extolled, “In all things of nature there is something of the marvelous.”

Study link: <http://ntrs.nasa.gov/archive/nasa/casi.ntrs.nasa.gov/19930073077.pdf>
<https://greenplantsforgreenbuildings.org/wp-content/uploads/2014/09/Formaldehyde-removal-plant-species.pdf>

—**Rosemary Wehnes** is *President of Friends of Hart Park Foundation, in Wauwatosa, Wisconsin. She has a master's degree in Urban Planning from UW-Milwaukee. She taught ESS Course III in Mequon, Wisconsin.*



National Disasters USA

Tupelo,
Mississippi

A devastating tornado, with winds reported up to 170 mph and estimated to be one mile wide, struck Tupelo, Mississippi, on April 28, 2014.

Huge trees that once dotted neighborhoods were easily toppled in the storm. Their splintered trunks and limbs scattered the roads, dissected homes and smashed vehicles. The hum of chain saws filled the air as people worked to remove them.

Earlier this year, Ann Godwin, President of the Tupelo Garden Club, received a \$5,000 grant from NGC National Disaster Grant's Vice-Chairman, Pat Smith, at the Mississippi State Convention, in Batesville, Mississippi.

The grant was to help reforest a public area with 28 Southern Magnolia trees after their destruction caused by the EF3 tornado. This project will not only beautify the area but will again provide a screen and noise reduction for the surrounding communities.

The NGC Natural Disaster Grants Committee provides grants to garden clubs in need of assistance after a major disaster. These grants are supported by donations from our membership across the country.

Please send your contributions to: NGC Headquarters (earmarked National Disasters USA) 4401 Magnolia Ave., St. Louis, MO. 63110.



Above: Ann Godwin, President of the Tupelo Garden Club; Pat Smith, Vice-Chairman Natural Disaster Grants Committee

NABA Expands Butterfly Garden Certification Program for Monarchs

In response to the overwhelming popularity of gardening for Monarchs, the North American Butterfly Association (NABA) has introduced a second outdoor, waterproof sign to its butterfly garden certification program—Certified Monarch Garden, that states: “This garden provides resources that increase the world’s population of Monarchs.” Certified butterfly gardeners who wish to display this new sign should grow at least one type of native *Asclepias* species (Milkweed) in their garden. This is a great way to support NGC President Sandy Robinson’s President’s Project to help the Monarchs. If everyone would grow native milkweed species in their garden and containers nationwide, we have the opportunity to help increase the dwindling population of Monarchs!

As outlined in the Winter 2014 issue of *TNG*, NABA has developed a Butterfly Garden Certification program devoted to providing information on creating and maintaining butterfly habitat. When you certify your butterfly garden with NABA, you demonstrate your commitment to promoting habitat for butterflies, as well as other pollinators. Did you know that most of the gardeners who certify their butterfly gardens with NABA include milkweed in their list of plants?

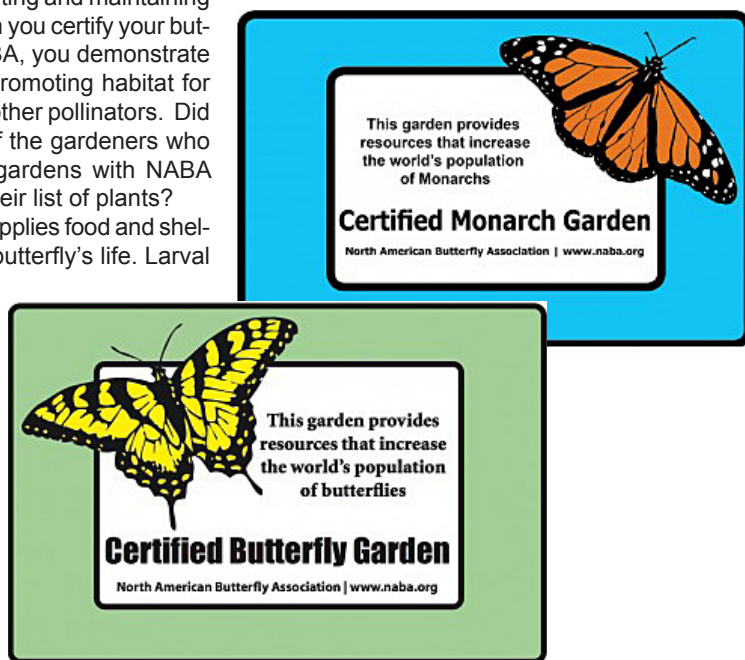
A butterfly garden supplies food and shelter for all stages of a butterfly’s life. Larval plants for caterpillars, nectar plants for a variety of adult butterflies, and sun are the basic elements of a butterfly garden.

Now, when you certify your garden with NABA, you have a choice of purchasing a sign that reflects your passion

for Monarchs, a sign that shows that you have a butterfly garden designed for all butterflies with a Swallowtail image, or you could even purchase both! Posting either of the NABA Certified Butterfly Garden or Certified Monarch Garden signs as depicted in the photos helps to open conversations about the importance of butterfly habitat and increase public awareness about the needs of butterflies.

To join NABA’s Butterfly Garden Certification program, you need to meet the following requirements:

- Caterpillars require specific host plants for growth. A minimum of three different caterpillar food plants native to your location must be grown, preferably more than one plant of each selected species. Remember to include at least one native species of *Asclepias* (Milkweed) in your garden for the Monarch Garden Certification.
- Butterflies require nectar for energy



and reproduction. At least three different native butterfly nectar sources must be grown, preferably more than one plant of each selected species.

- Management of butterfly gardens/habitats is similar to practices used for general gardening. NOTE: Reporting of your garden/habitat management methods is optional for certification.

Visit NABA's website at: www.nababutterfly.com to download the Butterfly Garden Certification application. A certification fee of \$15 is required for each individual garden, \$25 for an organization/institution garden. Upon completion, you will receive a NABA Butterfly Garden and Habitat Certificate (suitable for framing) along with the most recent issue of NABA's publication, "Butterfly Gardener." Once certified, both the outdoor Certified Butterfly Garden sign and Certified Monarch Garden sign is optional for \$25 and is available only to those applying for garden certification. NABA butterfly garden certification is valid for five years.

NABA encourages everyone to plant a garden that will enrich the native habitat for butterflies and other important pollinators. Monarchs require milkweed as their host plant to complete their life cycle. In addition, milkweed serves double duty as an excellent nectar plant for other butterflies and pollinators. No matter how small your location, it can help provide important butterfly habitat. By starting out with a few basic butterfly garden plants that include milkweed, everyone can certify a butterfly garden and help the Monarchs, regardless where you live or how much garden space you have. It is that easy! NGC and NABA are forces for good and helping the Monarch butterfly is an opportunity for all of us to band together by adding native species of milkweed to our gardens and containers.

—**Julie A. West**, NGC NABA Liaison and 4-Star Member. 2015-2017 President's Projects—Monarch Watch Vice Chairman

My green thumb came only as a result of the mistakes I made while learning to see things from the plant's point of view.

~H. Fred Ale



Service in Action for Pollinators

A huge THANK YOU to all who will continue to participate in the previous NGC President's Special Project called BeeGAP and to those who will join NGC's efforts to increase awareness about the decline of all pollinators and how we can **Leap into Action** by gardening for them. NGC President Sandy Robinson has expanded the BeeGAP (Gardeners Adding Pollinators) committee to include all pollinators. Please meet the new committee:

- Committee Chairman and Crown Bees Liaison: Jacqueline Connell, CTgdns1113@gmail.com

- Committee Vice-Chairman and BeeGAP Speakers Bureau Administrator: Leslie Martino, LCMartino@yahoo.com

- BeeGAP Chairman and "The Buzz About BeeGAP" e-newsletter editor: Bud Qualk, BudQualk@gmail.com or bqualk@1776bank.com (W)

- Backyard Wildlife Chairman: Becky Hassebroek, BeckyHasse@aol.com

- Advisor: Debbie Skow, d.sk.1159@gmail.com

Please provide your region and state chairman's name and contact information to this committee as we continue to build NGC's BeeGAP speakers' bureau and participate in this worthwhile project for pollinators.

Thank you for participating!

—**Debbie Skow**, 2013-2015 NGC Native Bees/BeeGAP/Crown Bees Partnership Chairman; 2015-2017 Advisor

Gardening Study Schools News

Gardening is cheaper than therapy—and you get tomatoes!

~Author unknown



Outgoing NGC GSS Accrediting Chairman Sally Priebe fills many roles, as do many of us in the garden club world. She also serves as Pacific Region and Washington State GSS Chairman. At the recent Pacific Region convention, Sally's report asked: "**Do you know what Gardening Study School is all about?** It is for new gardeners and those who want to polish or update their gardening knowledge. Subjects range from basic botany to houseplants to veggies to propagation to plant diseases and pests to pruning to home irrigation to container gardening and beyond. It is a chance for members to meet and become friends with others outside their home district. If classes are open to the public, it is a chance to gain new members. In Washington, many Master Gardeners attend our Gardening Study Schools for their continuing education credit. They learn that garden club members are serious gardeners and some Master Gardeners even become garden club members.

We are a Flower Show Club, a Landscape Design Club, an Environmental Club, and so much more. However, our name says we are National GARDEN Clubs. **Shouldn't offering our members the chance to learn more about gardening through Gardening Study School be a priority?** If you are a GARDEN Club member and there is not an active Gardening Study School program in your state, talk to your state president and offer to look into it. *The Gardening Study School Handbook* is available from NGC Member Services for ten dollars. It will tell you everything that is required to put on a series of four courses. Gardening Study School is well worth a ten dollar investment." Well said, Sally!

A recent GSS article in these pages gave

ideas for being creative with supplemental subject topics (each GSS course contains one supplemental subject). Another suggestion is to provide a class in butterfly gardening and gardening for butterflies and other pollinators. See Julie West's article in this issue, "NABA Expands Butterfly Garden Certification Program for Monarchs." And yet another idea is to provide a class on "Plants that Clean the Air." See the Environmental Studies article in this issue. These subjects might also be used as topics for advanced study in a GSS refresher.

As this is written, the 2013-2015 term is drawing to a close, and this committee extends appreciation and many thanks to all who made a world of difference this term by their choices to sponsor, conduct or attend GS Schools, and to all who chose to serve on NGC, state, and region GSS committees. **Incoming 2015-2017 state presidents or schools chairmen are asked to provide this committee with names and contact information for our 2015-2017 school chairmen so that our records can be updated.**

Sally Priebe leaves this committee, having completed three terms as GSS Accrediting Chairman for the Central Atlantic and South Atlantic Regions. Her replacement is Brynn Tavasci, also from Washington. Cathy Felton leaves her role as vice chairman to take on the GSS Consultants' Councils chairmanship. I complete my tenure as GSS chairman as we welcome Barbara Hadsell, from Florida, and Carol Yee, from Illinois, as our 2015-2017 chairman and vice chairman. I will continue to serve the committee as advisor. Other committee positions remain unchanged for the new term: Bonni Dinneen is accrediting chairman for the Central and South Central Regions; Inger Jones is accrediting chairman for the New England and Pacific Regions. Judy Pitcher is accrediting chairman for the Deep South and Rocky Mountain Regions. Patricia de Nasrallah is the International Affiliates GSS chairman.

It has been a privilege and a continuous learning experience to serve as your Gardening Study Schools Chairman. I leave you

with my mantra from these past six years: **Gardening. Study. School.** People still frequently get the name of our school wrong. If we are to achieve name recognition, we need to achieve constancy and accuracy in the use of our name. So repeat after me: **Gardening. Study. School.**
—Greg Pokorski, Gardening Study Schools Chairman, GregPokorski@earthlink.net

● ● ● ● ● ● ● ●

What are Seed Tapes and How Can I Use Them?

Seed tapes are a pre-sown product of single or multiple species of seeds that are already spaced between tissue layers at the correct distance for growing. As well as the simple, linear tape, there is a wide range of other shapes and sizes, such as discs, mats, and carpets. Many flower, vegetable, or herb seeds can be purchased already incorporated into these products.

Advantages include:

- Even seed spacing prevents oversowing, especially with crops like lettuce, greens, carrots, wildflowers, etc. This also eliminates the need for thinning the young seedlings.
- The lightweight tape prevents birds from eating freshly sown seeds
- The tape, when covered with additional

soil, won't wash away in a sudden spring downpour, ruining evenly spaced and sown rows.

■ Almost all seed tapes are biodegradable to protect wildlife and have no damaging impact on garden ecosystems.

■ For gardeners experiencing arthritis or other mobility issues, a seed tape is a quick and easy way to sow tiny seeds.

Seed discs: Small discs, from 8-12cm diameter are for standard flowerpots—perfect for the indoor herb garden. Larger discs, from 14-30cm diameter are often used for sowing container gardens.

Seed mats: Ideal for sowing seeds in window boxes, bedding borders and big planters. Sizes vary from as small as a business card up to 3' in length.

Seed carpets: Usually for larger areas where a ready-made “mini garden” is desired. These are great for wildflower fusions, mixed vegetables, and salads.

Where to use these products: Seed tapes and pre-sown associated products are suitable for both indoor and outdoor use, whether you are looking for a small window box or have a larger corner of the garden to fill—there is a size and shape product for everyone.

Suitable for children's gardens: These eco-friendly tapes, discs, mats, and carpets are ideal for children of all ages and abilities. They are a quick, easy, and fun way to sow and grow your vegetables, herbs, or flowers in a variety of environments and conditions. Children learn first-hand how simple, fun, and satisfying it is to grow vegetables and herbs from seed. As we all know, children that grow vegetables and herbs are also more likely to eat them. These easy-to-use seed products are the ultimate work saver for all gardeners.

How-To: Prepare soil as for any planting. Place seed tapes, discs, or mats on the soil and cover with the recommended top layer of soil. The products are well-suited for large empty garden plots as well as fill-ins in tighter locations. They are also ideal for container plantings.

—National Garden Bureau



NGC Schools News

NGC Gardening Study Schools Accrediting Chairman Inger Jones had the opportunity to conduct a workshop at the annual Florida State Convention, April 17, 2015. The workshop title was *NGC Schools*, with a theme of "Education is the Key." Inger made packets to hand out covering all of the four NGC schools—Environmental Studies, Flower Show School, Gardening Study School, and Landscape Design School—with a longer description of each of the schools. They also held a plant raffle of an "edible basket," consisting of herbs, as a door prize. All attendees received a ticket.

Inger is incoming president of the Tri-Council of the Florida Federation of Garden Clubs, whose main focus is on Environment, Gardening, and Landscape, but they kicked off with Flower Show School, which has very different guidelines than the other three.

The State School Chairman of Environmental Studies then presented, followed by Gardening Study and then Landscape Design. All went over the difference of each school, but how all are intertwined. A Q&A segment revealed great interest in these schools as evidenced by the questions. This was the first time that such a workshop has been held at their state convention. Chairman Inger was delighted to see so many attendees (44) realizing that "Education is the Key." Florida has many areas of concern that affect the air, the earth, and the water. Inger says, "We need the knowledge [provided by NGC schools] to be informed and spread our knowledge to non-garden club members, our local officials, our county officials and our state officials, because 'EDUCATION IS THE KEY'." You might want to try this in your state. California Garden Clubs, Inc. has a similar workshop, "The ABCs of NGC Schools" planned for its convention, in Reno, Nevada, in June.

Your Schools Committees tend to see the same problems and get the same questions over and over. We cannot repeat too often

how important it is for those involved in conducting schools and refreshers to read the directions in the handbook/operations guidelines for each school and in the Multiple Refresher instructions and forms. We are sometimes told that the school administrative process is difficult. We keep trying to make it easier. We welcome input about that. But all too often we see local and state chairmen making the process more complicated than it needs to be by not following instructions or asking questions. We want you to make it easy on yourself!

One of our chairmen raises a challenge to our school participants: We need to get students/consultants who take a school/refresher in a state other than where their records are kept to tell the school/refresher committee where their records are kept. This is especially true when records are kept in a state other than where the student's/consultant's address would indicate. For example, National Capital Area has members who live in several states. The state chairman where the records are kept should be informed by the student/consultant immediately after taking the course/refresher so she/he will be expecting notification. Don't wait several years and wonder why you didn't receive a certificate/card. Please help us help you by following this advice.

As clubs, districts, states and regions plan for the next garden club year this summer, sow the seeds of conducting an NGC school or refresher. Holding a school can become a memorable experience and will prove to be a worthwhile endeavor on many levels.

Many thanks to all who made a world of difference this term by choosing to sponsor, conduct, or attend NGC Schools and to all who served on 2013-2015 NGC, state, and region schools committees.

Incoming 2015-2017 state presidents or state schools chairmen are asked to provide NGC schools chairmen with the names and contact information of your 2015-2017 schools chairmen so that our records can be updated.

We will miss Cathy Felton (Vice-Coordinator) and Judy Newman (ESS Chairman)

who are leaving the Educational Schools Committee at the close of the 2013-2015 term. Judy will be replaced by Patricia Rupiper, of Ohio. I will be replaced as GSS Chairman by Barbara Hadsell, of Florida. I will continue as ES, GS and LD Schools Coordinator with the support of these chairmen who are continuing in their current positions: Julie West, Vice Coordinator—Special Projects; Jane Bersch, Landscape Design Schools Chairman; Lana Finegold, Multiple Refresher Chairman; Julie Schoenike, 4- and 5-Star Members Chairman; Elizabeth Coffey, Schools Advisor; and Idalia Aguilar, Schools Liaison to the International Affiliates.

Your choices to continue learning about good environmental, gardening, and landscape practices have made a world of difference in garden clubs and communities all over the country. Thank you. Now let's "Leap into Action!" to support 2015-2017 President Sandra H. Robinson and the projects of her administration. It is through action that we accomplish our goals and affect those around us. So keep those schools and refreshers coming.

—**Greg Pokorski**, ES, GS and LD Schools Coordinator, GregPokorski@earthlink.net

Nutrient Additions To Your Garden Soil

A mistake that new gardeners make when preparing the soil in a garden area is to go overboard with fertilizer or manure addition before planting. Soil that is too rich in nitrogen may inhibit seed germination, burn young seedlings, or contribute to a lot of initial leafy, but weak, plant growth while possibly delaying flowering and production. In many cases, an initial addition of compost and side dressings of compost every couple weeks is all that your plants will need during the season. An exception would be a "heavy feeder," like corn, that appreciates some initial fertilizer and frequent booster applications. If you use commercial fertilizer, apply at the recommended rate and recommended time for the plant's growth cycle.

—*Botanical Interests*

**Fund-raising and Ways
& Means Packages from
Ken Swartz - Sculptor
of Metal Floral Design
Containers for NGC
for over 23 years.**
**Large & Small Boxes with
3-7 large sculptures,
8-15 minis, magnet tubes.**
YOU RECEIVE 15 % OF ALL SALES

Pay only after items are sold.

We pay all the shipping.

We'll ship directly to your event.

All items are labeled with prices.

Keep items until they are sold.

Use any of our sculptures
for design examples at your
Symposiums, Conventions,
Design Schools, Judges Councils,
and Flower Show Schools.

FOR MORE INFO, CALL 414-243-1290
WWW.BENTANDTWISTEDSTUDIOS.COM
BANDTWISTED@GMAIL.COM



The

National Gardener

Winter Issue - Jan-Feb-Mar

Will be mailed January 1

Spring Issue - Apr-May-June

Will be mailed April 1

Summer Issue - July-Aug-Sept

Will be mailed July 1

Fall Issue - Oct-Nov-Dec

Will be mailed October 1

Deadline

for the Fall Issue

Copy due by August 1, 2015

National Wildlife Federation Welcomes Partnership with National Garden Clubs, Inc.



**NATIONAL
WILDLIFE
FEDERATION®**

Dear National Garden Clubs, Inc. Members,

Gardeners play an essential role in providing habitat for wildlife across our nation. While many gardeners, myself included, are sometimes annoyed by the occasional hosta-munching deer or the vegetable-eating groundhog, what many people do not realize is that our gardens provide vital support for billions of birds, butterflies, reptiles, amphibians, and mammals every year. That's why, for more than forty years, the National Wildlife Federation has been celebrating and recognizing gardeners who create beautiful landscapes that are also helpful to wildlife. Today, we are offering special recognition to members of National Garden Clubs, Inc. through our Garden for Wildlife certification program.

Food, Water, Cover, and Places to Raise Young are the four components of habitat that all wildlife need to thrive. They're also the four things that many of you are providing right now in your very own garden or landscape to invite wonderful wildlife to be your neighbors.

Places to Raise Young are especially important at this time of year. Songbirds are busy building nests and hunting for insects to feed their hatchlings, butterfly mothers are looking for host plants for their caterpillars to eat, mother squirrels are nursing their newborn babies, and frogs are seeking out small ponds to lay their eggs. You can help by putting out a nesting box for birds, planting milkweed and other host plants for butterfly caterpillars, or creating a garden pond for frog tadpoles. In particular, pollinators and monarchs facing declining habitat need your help in providing them with native nectar-producing plants.

As an avid gardener myself, I want to thank each of you for all that you do to beautify our nation, and for joining millions of Americans in answering the challenge to create communities of habitat for pollinators and other wildlife, we are offering a special recognition opportunity (below) for you to proudly show your commitment.

Your partner for wildlife,
Collin O'Mara
President and CEO
National Wildlife Federation

If you wish to make anything grow, you must understand it, and understand it in a very real sense. "Green fingers" are a fact, and a mystery only to the unpracticed. But green fingers are the extensions of a verdant heart.
~Russell Page, *The Education of a Gardener*

Go to gardenclub.org and click on the following link: <http://www.nwf.org/CertifiedWildlifeHabitat/UserAccount/SignIn?campaignid=WH15FGC> which will give NGC members access to apply for a special discounted package in which you will receive a Certified Wildlife Habitat certification (value \$20), attractive metal yard sign (value \$30), one year subscription to **National Wildlife** magazine, and our online "Garden for Wildlife" newsletter (normally valued at \$35). Total special price for NGC members **May 15 through September 30**, \$35.

Member Services

Member Services Chairman

Barbara Campbell

bcdeerpath@aol.com
4401 Magnolia Avenue
St. Louis, MO 63110

Orders only, please: 800-550-6007

E-mail: headquarters@gardenclub.org

You may order by Fax: 314-776-5108

7 days a week, 24 hours a day

Just back from convention in Louisville, we have many fresh ideas for Member Services.

The Frightened Frog

An Environmental Tale



Written by
Brenda Moore
Jean Ohlmann
National Garden Clubs, Inc.

Illustrated by
Emily Lackey

◆ The new children's book, ***The Frightened Frog***, written by Brenda Moore and Jean Ohlmann, is fabulous. It is an environmental tale and flew off the table at convention. The hard cover book, priced at only \$10, is a must for every child and library. Buy yours soon.

◆ To honor President Sandy Robinson's Pollinators Project we have a beautiful Monarch butterfly pin (approximately 1" high) that comes attached to a card with monarch information. This colorful pin sells for \$10.

◆ Also NOW available is a gold-filled charm bracelet with a member charm attached. It sells for \$20. There are charms for blue star, life member, club president, past club president, and flower show judge. You can also purchase each charm separately for \$8. Other pins will be available as charms in the near future.

◆ ORDER YOUR **2016 *Vision of Beauty*** calendars NOW.

◆ Does your club or state need Magnetic Name Badges? You can customize!

◆ Books—We have lots of exciting garden-related books and required reading for all courses. Prices on books we publish are 50% less than you would pay on the leading web book store.

◆ NGC Award Certificates and Flower Show Ribbons.

Please let us know if you have any other ideas for Member Services. We do listen, and remember, we all win when you CHOOSE to shop with NGC!



The new Monarch butterfly pin

A Birthday Tribute to Our National Parks

“Everybody needs beauty as well as bread, places to play in and pray in, where nature may heal and cheer, and give strength to body and soul alike.”

These eloquent and evocative sentiments proffered, in 1912, by John Muir, Scottish-American naturalist, conservationist, and founder of the Sierra Club, serve as a profound and timeless testament to the intrinsic beauty and life-affirming magnificence of our National Parks—98 years young and going strong!

So imagine back in 2012 when we, members of the Atkinson Garden Club, Atkinson, New Hampshire, were busily mulling over the initial minutiae of organizing another flower show—the who and the what, the when and the where, the how and even the why. Imagine that pivotal

moment when we discovered that available to us for the asking, so to speak, was the opportunity not only to present a “Patriotic Show,” a theme we had yet to explore in our flower show history, but within those guidelines provided by NGC, we could honor a legacy close to many of our hearts. We could throw a party! We could celebrate in garden-club style, the birthday of our amazing National Parks!

And so we did. Atkinson’s Kimball Library was literally transformed by our staging committee into a “walk in the park(s).” Visitors to the show were able to meander through, and be inspired by, nineteen National Parks in the three divisions of our “Patriotic Standard Flower Show.” Almost 94% of our total membership participated in some way in our show, which included 213 Horticulture entries, 24 entries in our Design Division, and 4 in our Special Exhibits Division—two educational and two youth exhibits.



Staging Chairman Janet Snowdon wears the “ranger” uniform that all club members used while hosting. She is shown here next to her Parallel Design, in the class “Badlands National Park,” which won the Designer’s Choice and Award of Design Excellence Top Awards.



American Bison: Staging worked with the Art Department and after-school program at our local elementary school to create items for the youth exhibit area. The children made a large American Bison to fill an empty space between the youth and educational exhibits.

Between 2012, when hopes and dreams initially inspired careful research and planning and when it all came to pass, was a period bursting with investigation and research, scheduling and publicizing.

According to our Flower Show Chair, Susan Miner, "You can never start too early, but you really need at least one year to prepare for such an enormous undertaking."

The cover of our show schedule or program book featured a gorgeous depiction of America's most visited National Park—the Great Smokey Mountains. This image accompanied publicity articles, was featured on our website, and was blown up into posters displayed at town venues and carried in civic events.

Potted evergreens, wrapped in burlap to conceal their planters, contributed to the rustic, National Park ambiance.


We felt it important to include our community's children as valued guests, providing them with age-appropriate informational materials to enhance their experiences, such as crayons and coloring books of the National Park. But it was equally important to include our youth as essential participants as well. In fact, two of our most popular and favorably commented upon features were the Youth Exhibits, included in our Special Exhibit Division.

While most of our judges hailed from our home state, we were honoured to welcome from Kentucky, Judge Sandra Robinson, NGC President-Elect, and Judge Vera Bowen from Rhode Island, NER Region Director-Elect.

—**Jeanne Vickery**, *Atkinson Garden Club, Atkinson, NH.*

Beyond the harm to local wildlife, any chemicals we used in our garden might end up polluting our well, or run off the property. In a heavy rainstorm, this runoff may end up in nearby Beaver Creek, a tributary to the Brandywine Creek, which runs into the Delaware River, which flows into the Atlantic Ocean. These kinds of direct connections with the outside world exist in every garden, which is why I think we should always aim, in our gardening practices, to do the least harm and the greatest good.

~**David L. Culp**, *The Layered Garden: Design Lessons for Year-Round Beauty from Brandywine Cottage*



Book Reviews

Linda Jean Smith

NGC Book Review Chairman

***Dream Plants for the Natural Garden*, text by Henk Gerritsen & Piet Oudolf, Francis Lincoln, Ltd., London, 2013, large paperback, 144 pp., ISBN-13: 978-0711217379, \$29.95.**

Author Piet Oudolf is one of the most exciting designers of the 21st century and has designed gardens all over the world. He is well known for his imaginative designs and choice of dependable plants. Henk Gerritsen made his living as an artist before turning to garden design. His philosophy is to respect the full cycle of life in a garden, with both wild and cultivated plants growing together. He also favors organic gardening.

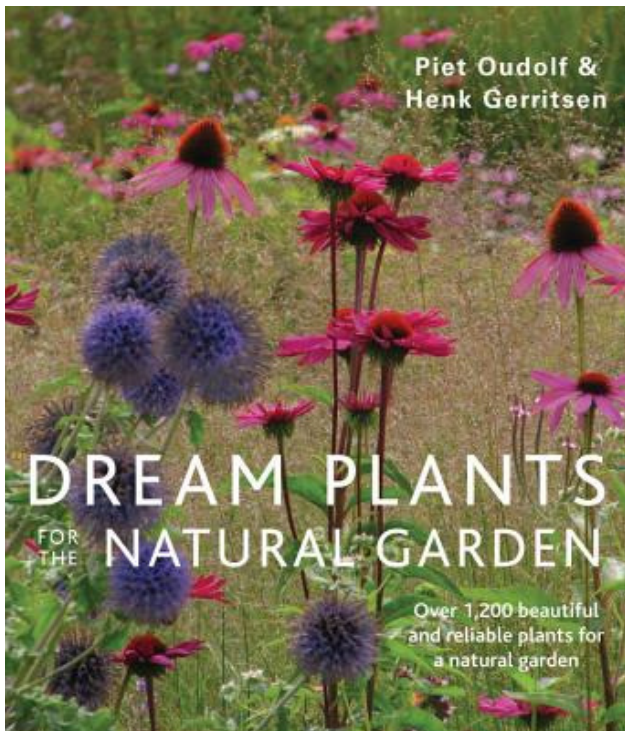
This book was originally copyrighted in 2000, but in Dutch. It has since been published for English-speaking countries.

The book is divided into three parts, arranging the plants according to behavior, their strengths, and their uses. Part 1 is *Tough*—perennials, grasses, ferns, bulbs, and shrubs that are hardy. Part 2 is *Playful*—covering self-seeding perennials, biennials, and tender perennials and annuals. Part 3 is *Troublesome*. This section talks about invasive, capricious, and demanding plants.

This book was meant to take the guesswork out of gardening. The authors consider an ideal plant as “one that is both beautiful and robust, performing reliably, with very little input for the gardener. The 1,200 plant species were selected from the practical perspective of natural gardens and can be maintained in an average garden without too many artificial props, such as pesticides and fertilizers.”

The book does not cover trees, and only a few shrubs that remain small enough to be combined with perennials. The book also does not cover plants needing a special environment, such as a water garden or ground covers.

This is an excellent resource book for any landscape designer or gardening consultant or just plain gardener. The wonderful photographs that go with the flowers are also a great resource for any classification chairman, although plant descriptions do outnumber pictures. Some of the plants are cutting edge in the U.S. and not widely written about in popular horticultural literature. One concern in the book is that the authors do label some plants such as monkshood and purple coneflower as troublesome, but the plants are very common in American gardens; so when reading some of the plant descriptions keep an open mind.

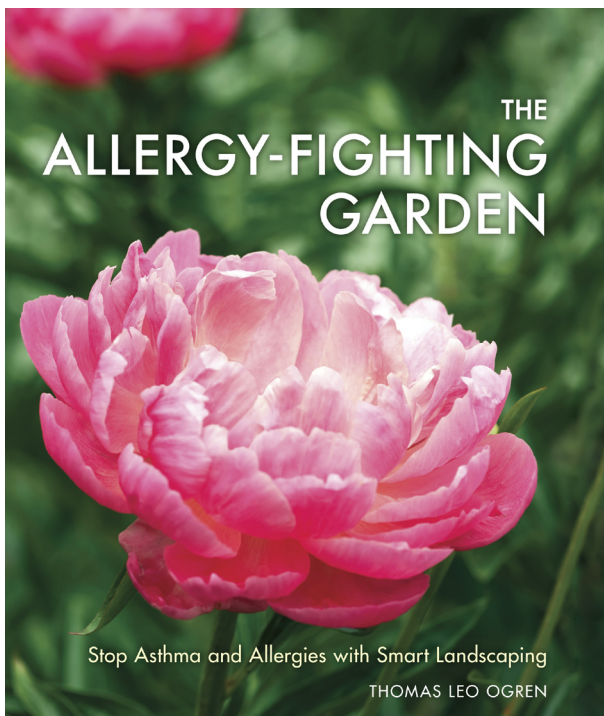


***The Allergy-Fighting Garden: Stop Asthma and Allergies with Smart Landscaping*, Thomas Leo Ogren, Ten Speed Press/ Penguin Random House, CA, 2015, large paperback, 256 pp., ISBN-13: 978-1607744917, \$22.99.**

Author Thomas Leo Ogren is a horticulturist and allergy researcher with a master's degree in agricultural science. He is a former landscape gardening instructor, nursery owner, and gardening radio show host from California. He has published numerous articles; this is his third book. He had an award-winning exhibit at the Chelsea Flower Show based on this research. The Garden Writers of America nominated this book as "The Most Important New Garden Book of the Year."

The book is divided into two sections. Part one, *Creating an Allergy-Fighting Garden*, is the smallest of the sections, with six chapters that help the reader to understand what causes allergy problems. Ogren began this research because his wife suffers from asthma and an attack almost killed her. His research has shown that the number one chronic disease in children in the U.S. is asthma, and it is a problem we created. Briefly, when nurseries propagated by seed there were equal numbers of male and female plants. But growers found that they could produce separate-sexed plants. The male produces pollen and the female fruit. The fruit can be messy in landscapes, so the USDA recommended only male trees should be planted in towns to reduce the amount of litter on sidewalks, thus producing 10,000 times more pollen.

This first section explains in depth about botanical sexism, how to fight allergies, understanding plant sex and its importance in allergies, allergy-blocking hedges, elimi-



nating allergy-causing mold spores, as well as fighting allergies in your neighborhood and city.

In second part of the book, *The Allergy-Fighting Plants*, Ogren begins by explaining the system he created—O.P.A.L.S. (Ogren Plant Allergy Scale). OPALS is a numerical scale that, among other things, ranks each plant by the amount of pollen produced, the potency of the pollen, how much of the year the plant is in bloom, and whether the sap cause dermatitis.

The ranking system is from one to ten, with one being the best and ten the worst. The remainder of the section lists plants and their rank. For example, Bridal Wreath Spiraea is given a five. "Allergy to Spiraea is not common," says Ogren, "but may be severe when it does occur. It is best planted far from doors and windows." The book covers flowers as well. For people who suffer from allergies, or landscapers who want to help clients, this is a must-have resource book.

Spread Your Deeds to Those with Special Needs

Everyone should have the pleasure of gardening! Garden therapy is defined as: The use of garden-related activities as an aid to the recovery and rehabilitation; enjoyment and pleasure of our disabled—physical or mental, young or old.

Garden Therapy has long been one of the most rewarding, popular objectives of garden club work. Club members are willing and eager to share their time, knowledge, plant material, imagination, and enthusiasm to bring to others who may have a special need, and share some joy they have found in their own garden club activities and experiences.

Garden-related is defined as: the growing of plants; the artistic use of plants and other natural materials; study of birds, butterflies, nature and conservation; and the exhibiting of knowledge, interests and skills in these areas.

When you are planning your garden club programs and projects this year, please try to include a comprehensive project or program on Garden Therapy. It may be in a school, hospital, or institution; or for home-bound, lonely people, including children.

Member Services has a *Garden Therapy Manual*. The price is \$10. This manual has seventy pages and contains useful suggestions for projects and programs.

Be sure to apply for NGC Award No. 19, or No. 48. Also, be sure to follow all award requirements and submit by deadline.

—**Bonnie Borne**, 2015-2017 *Garden Therapy* Chairman



There can be no other occupation like gardening in which, if you were to creep up behind someone at their work, you would find them smiling.

~Mirabel Osler

Hummingbirds

Hummingbirds are truly remarkable and fascinating creatures. A diverse family, hummingbirds include the world's smallest bird, the Bee Hummingbird, of Cuba, and some of the strongest migrants. The Rufous Hummingbird, if based upon distance traveled in proportion to body size, undertakes the longest avian migration in the world. To sustain their supercharged metabolisms, hummingbirds must eat once every 10 to 15 minutes and visit between 1,000 and 2,000 flowers per day.

You can attract, feed, and nourish hummingbirds in your backyard with a few easy steps.

Flowers

Hummingbirds are specialized for nectar-eating, evident by long bills and grooved tongues ideal for probing flowers. Sugary nectar supplies fast energy and makes up 90 percent of a hummingbird's diet. Unfortunately, due to development and climate change, hummingbird-friendly habitat is rapidly disappearing across many hummingbird migration routes. You can create a healthy environment for hummingbirds with these steps:

Fill your yard with flowering plants, vines, shrubs, and trees. Even a window box or hanging basket can help.

Grow native plants like trumpet honeysuckle, bee balm, and hummingbird sage, which provide much more nectar than hybrids and exotics.

Plant red or orange tubular flowers to attract hummingbirds, in addition to other flowers rich in nectar.

Group similar plants together and choose species with different blooming periods so that there will be a steady supply of flowers nearly year round.

Leave some sticks and small branches on bushes and trees to enable ready perches for hummingbirds.

Encourage your neighbors to make their yards hummingbird friendly. An entire corridor of habitat is much more valuable than scattered patches.

Planting for nesting hummingbirds

Hummingbirds prefer to nest near a ready supply of nectar and other food, and you can encourage them to nest in your yard by maintaining some shrubbery and small deciduous trees in which they can seek protective cover, especially around the edges of your yard. They build their tiny, expandable nests on tree limbs and other small horizontal surfaces, often constructing them from lichens and spider webs.

Perches

Make sure you have plenty of safe places for hummingbirds to rest and sleep in your yard. Hummingbirds often perch to rest or survey their territory; some spots should be in the open and obvious for territorial birds, while others should be in protected areas, hidden from view and buffered from any cooler overnight temperatures.

Insects

Hummingbirds need protein from pollen and insects to maintain their bodies and grow new feathers. Like swifts, hummingbirds are specialized aerial hunters, and can snatch small insects from the air. Hummingbirds also glean insects from leaves and from spider webs.

To maintain a healthy ecosystem in your yard: Eliminate pesticides. Spiders and insects (arthropods) are an important part of an adult bird's diet, and young hummingbirds still in the nest are almost exclusively fed arthropods.

Make sure your yard contains insect-pollinated flowers as well as hummingbird-pollinated plants.

Hang a basket with overripe fruit or banana peels close to a hummingbird feeder to attract tiny fruit flies.

Research has shown that ecosystems with a high percentage of native plants will produce a higher volume of nectar than exotic plantings, and thus support a greater concentration of insects and spiders available as prey for hummingbirds.



Water

Hummingbirds like to bathe frequently—even in the pools of droplets that collect on leaves. Provide your yard with a constant source of water from a drip fountain attachment or a fine misting device. A misting device is an especially attractive water source for hummingbirds.

Nectar feeders (hummingbird feeders)

Backyard hummingbird feeders provide hummingbirds with nectar critical to their survival, especially during fall and spring migration. Follow these steps to ensure your yard is a safe and nutritious stopover for hummingbirds:

Hang several feeders far enough apart that the hummingbirds cannot see one another; this will prevent one bird from dominating the rest.

Fill the feeders with sugar water, made by combining four parts hot water to one part white sugar, boiled for one to two minutes. Never use honey, artificial sweeteners, or red dye.

Hang your feeders in the shade to prevent the sugar solution from fermenting.

Be sure to change the sugar water regularly—before it gets cloudy, or about twice a week in warm weather.

Clean the feeders with a solution of one part white vinegar to four parts water about once a week. If your feeder has become dirty, try adding some grains of dry rice to the vinegar solution and shake vigorously. The grains act as a good abrasive.

Rinse your feeder well with warm water three times before refilling with sugar solution.

Check hummingbirdsathome.org/ and eBird.org/ to find out when the first hummingbird sightings occur each spring, and hang your feeders up a couple of weeks before that. In the fall, keep your feeders up for two weeks after you see the last bird using it.

—Audubon Society, audubon.org

Junipers

A Fresh Look!

So many of my friends have a negative view of this noteworthy shrub! They feel that they have been overused, grow too large, and make great mulch! Actually, the species are varied and range in size from creeping ground covers to large landscape specimens! Many have multicolored foliage that ranges from yellow to green to blue and silvery. This means that male and female structures are on separate plants.

Unlike other conifers, the cones of junipers are soft and fleshy and are referred to as berries and can be thought of as highly decorative. Junipers are also sometimes referred to as upright trees and have a strong leader and can grow to almost fifteen feet tall and ten feet wide. Growth habit can be columnar in shape and sometimes straight sided.

Junipers that are most often referred to as upright shrubs do not have a central leader. This variety can range in size from six to eight feet tall and four to eight feet wide and would be preferred for use in landscape plantings.

There are a number of attractive varieties that are colorful and noted for their two-tone qualities. As they mature the needles turn from light green juvenile foliage to dark green foliage giving it a two-tone effect at times—*Juniperus chinensis* 'Shoosmith,' Zones 4 to 9.

The spreading and creeping forms include many varieties and are most commonly used in border plantings. Small spreaders range in size from two to three feet tall and wide. They can be planted in a group or are sometimes used as a specimen plant to highlight their form or color—*Juniperus pfitzeriana* 'Daub's Frosted.'

Juniperus sabina 'Blue Forest' is a ground cover commonly known as the blue Sargent juniper. It has blue foliage and smells like camphor. The plant matures at thirty feet tall and four feet wide, is salt tolerant, and retains its color all year.



Juniperus chinensis 'Shoosmith'

Other forms of juniper foliage include many needled types, such as *J. rigida* 'Pendula,' and the scale form, which includes *J. communis* 'Repanda.'

These shrubs have many varied uses and can be planted in landscape plantings but also can be planted in containers, raised beds and can be pruned heavily to promote a more compact form. If you are looking for an interesting, very hardy, long-lasting shrub to add to your foundation planting consider Junipers. They will serve you well!

—Phyllis Besch, *Trees and Shrubs Chairman*


Good planting design does not follow a formula. At best, it allows you to experiment with nature and through nature to make an original statement. As in all of the arts, the best garden designers take risks. Only by taking risks can you come up with something exciting and original.

~James van Sweden

Flower Show Schools

Preparation doesn't assure victory, it assures confidence.

—Amit Kalantri

“nything worth doing is worth doing well.” Have you ever heard that? Because flower shows are our business, let's relate that admonition to this topic. Often, though our intentions are good, our execution is lacking. Yes, we would like the production to be a success in every way, but are we willing to put in the preparation time and effort to make it so? Let's go over the key points when planning a successful Standard Flower Show.

1. Secure the backing of the club: This should not be a one-person effort done on a whim. It takes a club working together to see to all of the details. What is the proposed budget for this venture? Is the club able and willing to withstand the financial responsibility?

2. Begin early: Planning should begin a year ahead of the target date.

3. Delegate: Find the best person for the job. This person isn't always the one with the most experience in the area, but often is the one with the most enthusiasm; the one who is willing to try out innovative ideas; the one who sees things with fresh eyes.

4. Be realistic: Consider the scope of possibilities: How large is the pool of potential exhibitors? How much space is available to set up the exhibits? Does the proposed theme lend itself to the scope of the show, the venue, and the time of year?

5. Communicate with each other: the General Chairman should be in touch with all committee chairmen regularly. This does not mean that he/she tries to micromanage any position, but, at regular intervals, makes

sure he/she is aware of the plans and progress of all chairmen.

6. Set up a time line for certain requirements to be accomplished. Some of the things to consider, although not all may be needed in every instance: contract signed for the site; budget for the event and sources of revenue determined; props available or new ones needed; schedule written and presented for perusal by the local schedule chairman; local Judges Council notified of intent to hold a flower show; acquisition of sufficient judges for the scope of the show; submission to State Chairman of the correct form alerting him/her of intent to have the show evaluated; sufficient containers collected for displaying horticulture; award ribbons secured for classes, sections, divisions, and special recognition, as needed.

7. Hold workshops and training sessions for club members, showing them how to groom, label, and safely transport and stage the horticulture. Teach members the meanings of terms used in the schedule, the fine points of types of designs listed and requirements for certain Top Exhibitor Awards. If they are to participate, members must be made to feel prepared and secure in their knowledge of how to do it!

8. Get publicity, however possible. Take pictures, write articles for the paper inviting the public, make posters, send letters to neighboring clubs, plan opening ceremonies with local dignitaries, do radio and TV spots. It can be as big or as quiet as you choose to make it. Prepare for what you want it to be.

9. Distribute the finished schedule three months ahead of time. Give the members time to plan ahead.

10. Secure enough help from club members to set-up, greet guests, take down, and clean up. This event should not be a burden to anyone. Distribute responsibility. Get everyone involved!

■ **Question:** How many blue ribbons (1st place, score of 90+) can be awarded in a group of Educational Exhibits?

Response: *Handbook*, page 224. 2. d. Although Educational Exhibits are identified as Exhibit 1, Exhibit 2, etc., they must still adhere to the Standard System of Awarding. That is, only one blue ribbon may be awarded in any one class of exhibits. If it is a very large show, they may be divided into different classes according to subject matter. However, only one of each level of award (1st, 2nd, or 3rd) is available in each class.

■ **Question:** Can exhibits in a novice class compete for a TEA?

Response: Definitions vary as to what comprises a novice class. Some say only first-time exhibitors are considered novices. Others define a novice as being someone who has never won a blue ribbon in a design class of a Standard Flower Show. Let's think about the reason for including a novice class in a flower show. It is to provide less experienced or less successful exhibitors a chance to compete with others of similar background. A Top Exhibitor Award is offered to recognize a superior level of achievement among many competitors. To set those of limited experience up against those with extensive experience seems contrary to the whole point of having the novice class in the first place. This writer would discourage making a novice class eligible for a Section TEA. Rather, the club could offer a club award for the Novice Class, establishing its own criteria for earning it. *Handbook*, page 46 1. c, [A Division TEA] is available to exhibits... in sections not offering a section Top Exhibitor Award, but where blue ribbon winners score 95+. Therefore,

International floral designer Esther de la Torre stands before one of her designs at the National Flower Arrangers Banquet, in Louisville.

it is possible that a novice blue ribbon 95+ winner could still be eligible for a Division Top Exhibitor Award.

■ **Question:** When describing in the Schedule the requirements for each Top Exhibitor Award offered, must the color of the ribbon be noted?

Response: *Handbook*, page 307, Scale of Points for Evaluating Schedules, it says to list names of awards with full descriptions or *Handbook* pages. If the schedule includes what types of exhibits are eligible for the award, and the requirements for each, the particular color seems of little consequence compared with the other pertinent information. While it is not wrong to list the color, it is not vital to know when determining the recipient. No penalty should be incurred for omitting colors of TEA awards.

—**Dorothy Yard**, *NGC FSS Chairman*


Photograph: Arabella Dane



Escuela de Exposiciones de Flores

La preparación no asegura la victoria sino la confianza.

~Amit Kalantri

“i vale la pena hacerlo, vale la pena hacerlo bien”. ¿Lo has escuchado alguna vez? Dado que nuestra actividad es hacer exposiciones de flores, relacionemos el consejo anterior con este tema. Muchas veces, aunque nuestra intención sea buena, nuestra ejecución está en falta. Claro está, quisiéramos que la organización sea totalmente exitosa, pero ¿estamos realmente dispuestas a invertir el tiempo y el esfuerzo necesarios para que así sea? Revisemos los puntos más importantes al organizar una exitosa Exposición Estándar de Flores.

1. Asegurar el respaldo del club: No debe ser el esfuerzo de una sola persona, por un antojo. Se necesita de todos los miembros de un club trabajando juntos para estar en todos los detalles. ¿Cuál es el presupuesto sugerido para este proyecto? ¿El club es capaz de afrontar la responsabilidad financiera? ¿Está dispuesto a hacerlo?

2. Empieza temprano. Se debe empezar a planear con un año de anticipación a la fecha del evento.

3. Delega: Encuentra la mejor persona para la tarea. No siempre es la persona con la mayor experiencia en el área, sin embargo sí es la persona con el mayor entusiasmo; la que se anima a probar ideas nuevas; la que ve las cosas con una mirada nueva.

4. Sé realista: Considera el alcance de las posibilidades: ¿Cuántos son los posibles expositores? ¿Cuánto espacio hay para acomodar las exhibiciones? ¿El tema sugerido se presta para el tamaño de la exposición,

el lugar y la época del año?

5. Comuníquense entre ustedes: Los sub Directores necesitan estar comunicados entre sí, y con el Director General. Éste debe estar al tanto del progreso de cada uno, permitiendo que cada sub director se desarrolle creativamente, asegurando que se cumpla la labor.

6. Establece un cronograma para ciertos requisitos que deben cumplirse. Algunos temas a considerar, aunque no sean necesarios en todos los casos: firma de contrato por el sitio; presupuesto e identificar fuentes de ingresos; disponibilidad de utilería y nueva requerida; redactar el programa y presentarlo para su aprobación; avisar al Consejo de Jueces la intención de organizar una exposición; invitar a suficientes jueces para cubrir el tamaño de la exposición; presentar el formulario correcto al Director Estatal/País informando la intención de pedir la evaluación de la exposición; recolectar suficientes recipientes para las exhibiciones de horticultura; conseguir cintas de premios necesarios para las clases, secciones, divisiones y reconocimientos especiales.

7. Organiza talleres y reuniones de práctica para los miembros del club, mostrando como acicalar, nombrar, transportar y presentar las muestras de horticultura. Enseña a los miembros el significado de los términos utilizados en el programa, los detalles de los tipos de diseño pedidos y requisitos de ciertos Premios Mayores. Si van a participar, deben sentirse preparados y seguros de qué y cómo lo van a hacer.

8. Consigue publicidad como sea! Toma fotos, escribe artículos para el diario invitando al público, prepara afiches, envía cartas a los clubes cercanos, planea ceremonias de apertura con dignatarios locales, habla en la radio, por televisión. Puede ser tan grande o tan silencioso como tú decidas. Prepara todo de acuerdo a lo que tú quieras.

9. Reparte el programa terminado con tres meses de anticipación. Deles suficiente

tiempo para que se preparen.

10. **Consigue ayuda suficiente** entre los miembros del club para montaje, hospitalidad y desmontaje. El evento no debe ser una carga. Distribuya las responsabilidades. Involucra a todos!

■**Pregunta:** ¿Cuántas cintas azules (1er premio, puntaje de 90+) se pueden otorgar en un grupo de Exhibiciones Educativas?

Respuesta: *MEF*, pág. 195. 2. d. Aunque se identifican las Exhibiciones Educativas como Exhibición 1, Exhibición 2, etc. aún así deben adherirse al Sistema Estándar de Premios. Es decir, solamente se otorga una cinta azul en una clase de exhibiciones. Si es una exposición muy grande, se pueden dividir en diferentes clases de acuerdo a los diferentes temas. Sin embargo, solamente se otorga un primer premio, un segundo premio y un tercer premio por clase.

■**Pregunta:** ¿Pueden las exhibiciones de una clase de novicios competir por un Premio Mayor al Expositor?

Respuesta: Hay más de una definición de una clase de novicios. Algunos dicen que es para los que exponen por primera vez, y otros dicen que es para los expositores que nunca ganaron una cinta azul en una Exposición Estándar de Flores. Pensemos por un momento en la razón porqué incluir una clase de novicios en la exposición. Es para darles una oportunidad a aquellos de menos experiencia o menos éxito en competir con otros en las mismas circunstancias. El Premio Mayor al Expositor se ofrece para reconocer un alto nivel de realización entre muchos competidores. El hecho de poner en competencia expositores de limitada experiencia con aquellos de mayor experiencia parece contrario a la idea inicial de incluir una clase de novicios. La que suscribe no apoya la inclusión de una clase de novicios en una Sección de Premio Mayor al Expositor. Es mejor que el club ofrezca un premio para la Clase de Novicios, estableciendo su propio criterio de cómo ofrecerlo. *MEF* pág. 39 1.c, (Premio

Mayor de División) *se ofrece también a las exhibiciones presentadas ... en secciones que no ofrecen un Premio Mayor al Expositor de sección, que hayan merecido una cinta azul de 95 puntos o más.* Por lo tanto, es posible que un novicio que haya ganado una cinta azul de 95+ pueda competir por el Premio Mayor de División.

■**Pregunta:** Al describir en el programa los requisitos de cada Premio Mayor ofrecido, ¿se debe poner el color de la cinta?

Respuesta: *MEF*, pág. 268, Escala de Puntos para la evaluación de Programas dice de enumerar los nombres de los Premios Mayores ofrecidos con su descripción completa, o número de página del Manual. Si el programa incluye qué tipos de exhibiciones optan por el premio, y sus requisitos, el color en particular parece no tener mucha importancia en comparación con la información pertinente. Aunque no está mal poner los colores, no es importante saberlo al determinar el ganador. No hay penalidad por omitir el color de los Premios Mayores al Expositor.

—**Dorothy Yard**, *NGC FSS Chairman*



Scaevola 'Surdiva Variegated Blue'
'Surdiva Variegated Blue' is the first scaevola with variegated foliage. Native to Australia, Surdivas have short internodes and compact habit, creating a tidy appearance and exceptional flower coverage. As one of the most heat-tolerant bedding plants, Surdivas offer continuous color through summer's harshest conditions.

—**National Garden Bureau**

Flower Show Schools

Course I

Lafayette, LA **July 30-August 1**
Registrar: Mary Jane Peters; 985-580-2864

Bozeman, MT **August 21-23**
Registrar: Susan Andrews, 2429 Bridger Hills Drive, Bozeman, MT 59715-4468; 406-582-4135; sugar30@latmt.com

Midland, MI **August 25-27**
Registrar: Alice Mesaros; 989-710-0441; alicemesaros@yahoo.com

Encinitas, CA **September 21-23**
Registrar: Jill Coleman, 5512 Malvern Way, Riverside, CA 92506-3548; 951-684-2635; benjill@hotmail.com

Johns Creek, GA **September 28-30**
Registrar: Cookie Roland, 2771 Anscot Ct., Snellville, GA 30078; 770 972-0219; r_cookie@att.net

Course II

Lynchburg, VA **August 24-27**
Registrar: Glynis Hopkins, 1030 North Fork Rd., Bedford, VA 24523-3904; 540-586-9655; ghopkins13@msn.com

New Haven, CT **September 30-October 2**
Registrar: Sheila Ciccone, 89 Noah Lane, Tolland, CT 06084; 860-454-0330; fssreg@comcast.net

Course III

Nashville, TN **August 24-26**
Registrar: Kathy Rychen, 3353 Earhart Road, Mt. Juliet, TN 37122-3727; 615 406-5716; kathyrychen@comcast.net

Rochester, NY **September 16-18**
Registrar: Patsy Moran, 1740 Sandy Lane, Webster, NY 14580; 585-265-2672; pgmoran@rochester.rr.com

Portland, OR **September 29-October 1**
Registrar: Phyllis Olson, 80840 Dufur Valley Rd., Dufur, OR 97021; 541-467-2601; bloomsgreens@gmail.com

Fort Meyers, FL **October 12-14**
Registrar: Terry Pinck, 706 Henry Ave., Lehigh Acres, FL 33972; 239-368-5615; Terry.Pinck@gmail.com

Port St. Lucie, FL **February 2-4, 2016**
Registrar: Michele Myers, 152 Seabreeze Ave., Palm Beach, FL 33480-6127; 561-308-4260; m.s.myers@mac.com

Course IV

Albuquerque, NM **July 10-12**
Registrar: Debra Sorrell, 2632 Cocono SW, Albuquerque, NM 87105; jdsorr@msn.com

Course IV

Nashville, TN **August 24-26**
Registrar: Kathy Rychen, 3353 Earhart Road, Mt. Juliet, TN 37122-3727; 615 406-5716; kathyrychen@comcast.net

Greenville, SC **September 21-23**
Registrar: Marguerite Warren, 119 Loblolly Lane, Greenville SC 29607; 864-288-5118; mwarren2@bellsouth.net

Reading, PA **October 13-15**
Registrar: Betsy Hassler, 606 Wellington Avenue, Reading, PA 19609; 610-777-9956; jlvehse@verizon.net

Gardening Study Schools

Course I

Springfield, MO **October 12-14**
Local Chairman: Karen Erickson, 931 S. Devonshire Dr., Springfield, MO 65802; 417-894-0224; denniserick@hotmail.com

Course II

Ames, IA **September 17-18**
Local/State Chairman: Ada Mae Lewis, 122 N. Russell Ave., Ames, IA 50010; 515-232-0608; adamaelewis@gmail.com

New Haven, CT **October 13-15**
State Co-Chairman: Marilyn Klepfer, 9 Murphy's Lane, Brookfield, CT 06804; 203-775-7063; ctgssmk@yahoo.com

Course III

Traverse City, MI **October 12-13**
*Local Co-Chairman: Nancy Collard, 903 Valley View Dr., Traverse City, MI 49685; 231-943-8697; handymama@chartermi.net

*Local Co-Chairman: Terry Harding; wsharding@chartermi.net

Ames, IA **April 7-8, 2016**
Local/State Chairman: Ada Mae Lewis, 122 N. Russell Ave., Ames, IA 50010; 515-232-0608; adamaelewis@gmail.com

Course IV

Traverse City, MI **April 11-12, 2016**
*Local Co-Chairman: Nancy Collard, 903 Valley View Dr., Traverse City, MI 49685; 231-943-8697; handymama@chartermi.net

*Local Co-Chairman: Terry Harding; wsharding@chartermi.net

Flower Show Symposiums

Sherrodsville, OH August 13-14

Local Registrar: Patricia Rupiper, 5580
Jefferies Court, Westerville, OH 43082-8013;
614-423-8646; patrupiper@gmail.com

Ann Arbor, MI August 19-20

Local Registrar: Lynn Dinvald, 6802
Springbrook Lane, Kalamazoo, MI 49004-
9665; 269-343-3827; ydoublelne@aol.com

Birmingham, AL August 19-20

Local Registrar: Sybil Ingram, 154 Sugar
Drive, Pelham, AL 35124-1579; 205-733-9536;
sybil40@charter.net

Richland, WA August 26-27

Local Registrar: Sharon DeWulf, 2924 S.
Everett St., Kennewick, WA 99337-5076; 509-
586-6168; sdewulf@charter.net

Belleville, IL September 1-2

Local Registrar: Gerry Ford, 971 Ashley Road,
Lake Forest, IL 60045; 847-393-6445;
gkford1022@aol.com

Manchester, NH September 2-4

Local Registrar: Eleanor Morrison, 255
Pemigewasset Shore Dr., Bristol, NH 03222;
603-744-8271; emorrison2@metrocast.net

Richmond, VA October 19-21

Local Registrar: Brenda McManaway, 5531
Bethlehem Road, Boones Mill, VA 24065-
3233; 540-580-3838; brendamc@shentel.net

San Antonio, TX October 25-27

Local Registrar: Lisa Thurmond, 214 Stanford
Dr., San Antonio, TX 78212; 210-824-0949;
lthurmond@satx.rr.com

Gettysburg, PA October 27-29

Local Registrar: Joyce Milberg, 635 Smokey
Hull Road; Tionesta, PA 16353; 814-755-7766;
thomsmil@pennswoods.net

Palm Beach Gardens, FL November 8-10

Local Registrar: Phyllis Gidley, 2587 Green-
wich Way, Palm City, FL 34990-6055; 772-
286-0507; gidleyc@bellsouth.net

Woodworth, LA February 15-17, 2016

Local Registrar: Sherri Labbe, 701 Wellington
Dr., Houma, LA 70360-7124; 985-851-3593;
shedigsdirt@att.net

Bi-Refresher

(GSS & LDS)

Milton, FL August 13-14

Event Chairman: Tina Tuttle, 6755 High-
way 99, Molino, FL 32577; 850-587-2361;
ttuttle1954@gmail.com

Landscape Design Schools

Course I

New Smyrna Beach, FL November 10-11

Chairman: Karen Gott, 3040 NE 9th Avenue,
Pompano Beach, FL 33054-5342; 954-
532-5602; cell: 954-295-7205; kgott1219@
comcast.net

Course II

Annapolis, MD September 29-October 1

State Chairman: Diana Bonner, 324 Columbia
Lane, Stevensville, MD 21666; 410-643-6779;
debonner@verizon.net

Wellesley, MA October 29-31

State Chairman: Maureen O'Brien, 9 Erin
Way, Dedham, MA 02026; 781-407-0065;
greenescapes@hotmail.com

Largo, FL November 11-12

State Chairman: Jayne Hemstreet, 2030 Villa
Sites Drive, Tampa, FL 33612; 813-977-5156;
jehems@gte.net

New Smyrna Beach, FL . . February 16-17, 2016

Chairman: Karen Gott, 3040 NE 9th Avenue,
Pompano Beach, FL 33054-5342; 954-532-5602;
cell: 954-295-7205; kgott1219@comcast.net

Course III

Chappaqua, NY October 6-8

State Chairman: Antoinette Babb, 125 West
Bridge St., Saugerties, NY 12477; 845-246-
4445; aplantlady1011@hotmail.com

Santa Rosa, CA October 22-23

State Chairman: Alexis Slafer, 6111 South
Kings Road, Los Angeles, CA 90056-1639;
323-292-6657; cell phone: 323-708-4114;
aslafer@ca.rr.com

Course IV

Madison, WI September 23-24

State Chairman: Gretchen Vest, 704 Spring
Drive, West Bend, WI 53095; 262-338-6645;
gretchenvest@aol.com

Environmental Studies Schools

Course I

Carlisle, PA August 11-12

Registrar: Sheila Croushore, 652 Indiantown
Road, Somerset, PA 15501-5402; 814-233-
6769; sheshore@ymail.com

Course II

McHenry, MD September 25-26

State Chairman: Linda Harris, 3252 Walnut
Brown Rd., Swanton, MD 21561; 301-453-
3293; lindaharris355@aol.com

Happy Hydrangeas

One group of plants that has a near universal appeal among gardeners is the Hydrangea. Admittedly, I have long been infatuated by this group of plants myself! This adoration is compounded by the onslaught of new cultivar introductions over the past 25 years, ensuring that there is now at least one Hydrangea suitable for nearly every garden! However, there is still much mystery to this group of plants, with much of that mystery focusing upon how various Hydrangeas should best be pruned. Hopefully, some of the mystery can be resolved!

Hydrangea was first penned by the Swedish botanist, physician, and zoologist, Carl Linnaeus (1707-1778), in 1753. The name is derived from the Greek *Hydor*, meaning water, and *Angos*, meaning vessel or jar. Thus, its direct translation is water jar! The name refers to either the general shape of the showy sterile florets, which are shaped like a cup, or it may refer to the seed pods, which resemble miniature water jars. Al-

though most likely not the affiliation with water that Linnaeus was considering, many species will also wilt painfully during periods of drought and need copious amounts of water during periods of prolonged drought! The four species of *Hydrangea* that are most frequently used in New Jersey gardens are native to four distinct regions of the world, which proves helpful when deciding how to prune the plants. Those native to colder regions of the world produce flower buds on new wood. If the previous year's growth was frozen to the ground during extreme cold spells or possibly grazed by a hungry animal, the plant would be able to rebound, produce flowers and seed during the following year, ensuring new future plants. By contrast, if the plant is native to warmer winter climates, and winters wrath is no longer a concern, it is more energy efficient for the plant to produce the flower buds on the previous year's wood, and avoid the need to push three to six feet of new growth before blooming.

Hydrangea arborescens, the Smooth Hydrangea, is native from New York to Florida and West to Missouri. In the wild, the plants are typically found growing in shaded sites in soils that are often moist or humus rich.

The species epithet of *arborescens* refers to the similarity of the form of plants found in the wild to that of a tree. Since it is native to the cold climates of New England, it blooms on new wood. Consequently, this plant can be pruned to the ground at any point from January through late March.



Close up of *Hydrangea arborescens* flower



Hydrangea arborescens 'Annabelle'

This also helps the overall shape of the plant, as the stems or canes will often collapse under snow and ice load. The flowers are white and normally appear in a flat or slightly mounded configuration called a cyme. The center of the cyme consists of fertile florets, which produce seeds and contain both anthers and a stigma. In turn, they are ringed by sterile florets, which have petals. This type of flower arrangement is referred to as a lace-cap flower. Lace-cap flowers are ideal where the plant is situated for close-up and personal viewing.

However, if the plant is to be viewed from afar, consider the Hortensia or mop-head Hydrangeas. This group features large balls of predominantly showy sterile florets. They are called Hortensias since they occur under horticultural cultivation and very rarely in the wild. The reduced number of fertile florets and the subsequent reduced production of seed does not permit them to be as successful at reproducing themselves as do the lace-caps! For the gardener, the Hortensias provide a nice display, even at 60 MPH, and the large balls of lacy florets provides the garden with a more harlequin appearance. For *Hydrangea arborescens*, a very attractive Hortensia is 'Annabelle.'

Discovered near Anna, Illinois, this plant produces large green flowers in early June, which mature to pure white by mid-June before fading to green and finally to tan for winter. A wonderful plant for the garden. Very similar in appearance is the selection named 'Incrediball'™. Although it is reputed that in fertile soils the flower stems of 'Incrediball' are less likely to flop following heavy rains, I have seen both perform very admirably in the garden. The key, of course, is to amend the soils with ample amounts of compost to maintain adequate soil moisture and to avoid fertilizers, which will result in stems that collapse more readily.

Also possessing Lacecap- and Hortensia-shaped flowers is *Hydrangea macrophylla*. It is native to the warmer, coastal regions of Japan and China and consequently, blooms on the previous year's growth. The plants have relatively large, glossy foliage that gave rise to the species epithet, *macrophylla*, meaning large leaves. Flowers can be pink or blue, resulting from the impact of the soil pH on pigments in the flowers called Anthocyanin. Anthocyanins change color depending upon the pH; in acid conditions it is blue, in neutral it is violet and in alkaline soils it is red or pink. Consequently, a soil pH of 6.0-

Hydrangea macrophylla
'Tokyo Delight'




Close-up of 'Blue Wave' Hydrangea

7.0 or above results in pink flowers, while pH values below 6.0 result in blue flower colors. The flowers are produced from the terminal buds on the stems. If these buds are desiccated by strong winter winds, or if the plant is “sheared” during late summer or autumn, no flowers will be produced the following summer. Hence, it is important to select cultivars that are from a more northerly and colder native range of Asia, and pruning should be conducted through the thinning of the stems, not shearing. Pruning is best conducted during the winter months, following foliage drop, allowing the stems to be easily viewed. The stems that are produced the preceding summer are cinnamon brown and should not be pruned. The balance of the stems are light grey in color; based upon the age of the plant, anywhere from none to 8-12 of the largest and oldest stems should be removed, promoting the production of newer canes, which will yield larger flowers! Provide a site in full sun to partial shade and soils that are well-drained but, do not dry out frequently. As before, the addition of compost is always beneficial. Of the Lacecap forms available on the market,

I have found ‘Blue Wave’ and ‘Tokyo Delight’ to be very winter hardy. As a bonus, both provide the benefit of fall color—an unusual trait for Large-Leaved Hydrangeas. Of the Hortensia types, ‘Nikko Blue’ is an old but noteworthy selection as is a more recent introduction, ‘Endless Summer®’. ‘Endless Summer®’ will actually rebloom in August and September on new branches that have sprouted from older stems. Following the icy and prolonged winter of 2014, the canes of most ‘Endless Summer®’ cultivars died to the ground and most plants failed to bloom. It became evident that in order for flowering stems and flowers to reappear later in the season, an existing older stem needs to exist as the originator of these shoots—new shoots produced from the base do not bloom on current season’s growth! Thus, it

Hydrangea paniculata
'Quick Fire'



Close up of Hydrangea paniculata 'Unique'

branched, producing a cone-shaped flower. *Hydrangea paniculata*, the Panicle Hydrangea is native to cold, mountainous regions of Japan and China and blooms on new wood. Unfortunately, pruning is not as straight forward as with the Smooth Hydrangea. Similar to the previous two spe-

ies, some plants have copious amounts of sterile florets while other plants have more limited quantities. Selections such as *Hydrangea paniculata* 'Unique' have a more open panicle with a large number of fertile flowers. These types of plants can be treated in several different manners: they can be pruned back heavily, nearly to the ground; pruned moderately, leaving a 3-4' tall framework for the new growth to grow

is best to prune 'Endless Summer' by the thinning of old canes, just as is done with the other cultivars, and not by cutting the plant to the ground.

The remaining two Hydrangeas that are commonly used in gardens are *Hydrangea paniculata* and *Hydrangea quercifolia*. Both of these plants produce a white cone-shaped flower called a panicle, which consists of a central stem that in turn is

from; or simply not pruned at all! If the plants are pruned heavily to the ground, they respond with 5-6' tall canes with noticeably larger flowers. Since 'Unique' has less sterile florets in a panicle to catch rain-water, heavy rains will not weigh down the flower, allowing the plant to stand "proud" throughout the summer. Other plants, such as *H. paniculata* 'Limelight' produce large quantities of sterile florets; if these stems are cut back severely, the tall canes are not able to support the heavy panicles and will bend to the ground under the weight. Thus, they should be cut back to a three to four foot tall framework, or not at all, which will yield a more modest one to two foot spurt of new growth that can adequately support the flowers. Of all the species, *Hydrangea paniculata* has probably seen the most activity with the release of new cultivars. The most significant improvements focus upon selections whose flowers age from white to pink in late summer and early fall. Traditionally, the flowers have faded to tan. Plants such as *Hydrangea paniculata* 'Quick Fire,' 'Pink Diamond,' and 'Limelight' present this floral color change, which not only provides

extended interest, but also more potential plant combinations in the Garden. They look great combined with the red fall color of *Itea virginica* 'Henry's Garnet' or the wonderful golden yellow of *Amsonia hubrichtii*. Most selections of Panicle Hydrangea typically grow to between 8' and nearly 20' tall with time. If this exceeds the garden's space allocations, there are several compact forms, including 'Little Lime™' and 'Dharuma' that grow to a more diminutive 4' tall!

The last of the quartet of popular Garden Hydrangeas is *Hydrangea quercifolia*, or the Oak Leaf Hydrangea. It is native to shady, woodland regions of Georgia, Alabama and parts of Florida. Amazingly, it is also very hardy in New Jersey. As the name implies, the leaf shape is very reminiscent to that of an Oak and they develop fantastic fall color! Similar to *Hydrangea paniculata*, they also produce a panicle flower. However, since they are native to warmer climates, the flower is produced on previous year's growth and—considering that these plants wish to grow from eight to ten feet tall—it is nearly impossible to keep them at a more restricted size while not removing any flowers. At best,



Hydrangea paniculata 'Limelight'



Hydrangea quercifolia 'Ruby Slippers'

the plants can be lightly shaped as they will often throw a branch that disrupts the overall rounded form of the plant. Plants are best located away from buildings or other architectural entities that could be 'eaten' as they age, allowing them to become a perfect screen or backdrop to the garden. If a smaller plant is of need, 'Peewee' and 'Ruby Slippers' are two selections that mature to 4' tall. The advantage to 'Ruby Slippers' is the attractive aging of the flowers as it passes from a clean white during summer to a rich red during late summer and fall—a very stunning plant. The flowers of 'Peewee' simply age to tan. Of the remaining selections available, 'Snow Flake' is a unique plant, producing very attractive double, or hose-in-hose flowers. It, too, slowly fades to red as fall approaches, with its only downside being the sheer weight of the flower. The weight produced by the extra flower petals causes the flowers to droop down, which may prove to be unattractive to some gardeners. Amazingly drought and heat tolerant once established, Oak Leaf Hydrangea is as much at home in the sun as the shade in New Jersey. It simply needs space to grow!



Hydrangea quercifolia 'Snowflake'

Hydrangeas have been one of the great staples for the garden during the past century. With the numerous additional selections that have been added to the list over the past 20+ years, it is certainly guaranteed to retain this honor throughout the next century. The key is identifying the plant's native provenance, or "home," as that will foretell how best to prune the plant, since, as we all know, a properly pruned Hydrangea is a Happy Hydrangea!

—**Bruce Crawford**, *Director, Rutgers Gardens, Rutgers University, New Brunswick, NJ; Crawford@aesop.rutgers.edu*



Genuine
**ATLAS
GLOVE**

**370 Nitrile
Garden Club™**

A FUNDRAISING IDEA!

Sell a case of Atlas Garden Club Gloves to your local garden club and easily make over \$400.00!

6 Classic Assorted Colors
While Supplies Last

- Retail price is \$5.99 or more per pair.
- Your cost is \$2.98 per pair.
- 144 pairs are in a case for a total of \$429.00.
- Free shipping.



PalmFlex
Gloves and Safety Solutions

Atlas is a registered trademark of Showa Glove Co.

For details or order form:

Email gardenclubs@palmflex.com

Phone 800-856-4817

Visit www.palmflex.com/gardenclubs.htm



2016
Vision of Beauty