



The
National
Gardener

Spring 2014



Garden Club

Insurance

Liability Plus \$315.00

Bonding Plus \$83.00

Directors & Officers Liability Plus \$88.00

Accident Medical Plus \$123.00

Property Plus \$112.00

rvnuccio.com or 1-800-567-2685

Underwritten by



RVNA
RV NUCCIO & ASSOCIATES, INC.



The National Gardener

Spring 2014
Vol 85, No 2

Quarterly Journal of National Garden Clubs, Inc.

National Garden Clubs, Inc.

5,602 Garden Clubs
178,946 Garden Club Members
50 States and the National Capital Area
70 National Affiliate Member Organizations
654 International Affiliate Member Organizations

Linda G. Nelson, President
543 Lakefair Place N., Keizer, OR 97303-3590

The National Gardener

Susan Davidson, Editor
102 South Elm Avenue, St. Louis, MO 63119
Ph: 314-968-1664; susand102@charter.net
Direct all advertising inquiries to the
TNG Editor, Susan Davidson
TNG Circulation, 4401 Magnolia Avenue,
St. Louis, MO 63110; 314-776-7574

NGC Headquarters

Monday-Friday 9:00 am — 4:30 pm CDT
4401 Magnolia Avenue, St. Louis, MO 63110
Tel: 314-776-7574 Fax: 314-776-5108
E-mail: headquarters@gardenclub.org
Internet: www.gardenclub.org

Michelle Smith, Ext: 14; Executive Director
Teri Virga, Ext: 17; Member Services
1-800-550-6007 - Orders Only, Please
Bill Trapp, Ext: 12; Accountant
Gabby Gebben, Ext: 11; Accounting Assistant
Kathy Romine, Ext: 15; Administrative Assistant
Katie Roth, Ext: 10; School Secretary

The National Gardener (ISSN: 0027 9331) (USPS: 595-500) is published quarterly by National Garden Clubs, Inc., 4401 Magnolia Avenue, St. Louis, MO 63110-3492 U.S. Subscription Rates: 1 year: \$8; 3 years: \$21. Foreign Subscription Rates: 1 year: \$18; 3 years: \$36. 1 year subscription outside continental U.S., including AIR MAIL: \$36; 3 year subscription outside continental U.S., including AIR MAIL: \$88. Change in name/address - \$1. Single copy - \$2. Postmaster: Send address changes to *The National Gardener*, National Garden Clubs, Inc., 4401 Magnolia Avenue, St. Louis, MO 63110. Periodicals postage paid at St. Louis, MO. Send all subscriptions, changes of address and inquiries to: Circulation Department, NGC, 4401 Magnolia Avenue, St. Louis, MO 63110-3492; Telephone: 314-776-7574

Table of Contents

Costa Rica Bi-Refresher	4
Costa Rica—Eternal Spring	12
85th NGC Convention	15
Ideas For Gardening Consultants in 2014	18
Gardening Study	18
NGC Schools News	19
Endangered Species Day	20
Edibles For Your Garden	22
Mason Bees Ready To Fly	24
Landscape Design Schools	24
National Life Memberships	25
Member Services	26
Judges' Council	27
NGC Roster Changes	27
Book Reviews	28
Flower Show Schools	32
NGC Schools and Courses	36
It's All In The Name	38
Friendship Garden	40

The Cover

Spring Offering in Memory of Claire Richards

The designer is Constance McCausland, a member of Town & Country Garden Club of Ipswich, Massachusetts. A Creative Design using Solomon's Seal, dried oak, tree fungi, pitcher plant, hosta, and Siberian iris foliage.

Photograph: Cheryl Collins

President's Message

Making A World Of Difference—Choices Matter

This has been a winter to remember for many areas of our country. And we have learned a new term from the weatherman—Polar Vortex! Louisiana hosted the Executive Committee for our winter meeting, and the weather played a role in whether some of us left on our scheduled flights; your president spent an extra night there! New Orleans can be chilly in January but they were not prepared for the rain turning to ice pellets.



We realize that snow, ice, wind, water, and fire are beyond our control, and that they can turn our world upside down. They certainly *make a difference in our world*. I believe that if we give serious thought to our choices, we can have an impact and perhaps limit the damage nature inflicts on our natural resources. Several years ago, a city near where I live experienced a flood. This little city is built on the banks of the Willamette River. Surrounding it are hills with beautiful vistas. The trees and the soil on these hills soaked up the rain and slowly filtered it through the ground and released it back to the creeks and, finally, to the river. But, the view is from the top, right? Soon houses filled the hillsides, and with them came asphalt, concrete, and storm sewers. A big storm comes bringing much rain. The rain now cannot soak into the ground, it runs off into the storm sewers; the sewers dump the water in great gallons into the stream. Large volumes of water all at once. The stream rises ten feet, rushes down to the river, and overflows into the town—into homes and

businesses. I think of the difference that informed, educated choices could have made in this scenario. Education is the key. Our Choices Matter.

I am pleased to share with you the news that our International Affiliates in Mexico, Panama, and Central and South America, who for many years have embraced our Flower Show Schools, are now actively participating in our three other educational schools. As we share our gardening

and environmental knowledge, we broaden our awareness that we all impact each other with our actions. We must work together to *Make A World of Difference through our Choices*. I send good wishes to the Central America and Panama clubs as they meet in San Pedro Sula, in Honduras, for their convention. I regret my schedule prevented me from celebrating with them.

We sometimes look at how difficult it is to make a significant change in the way we do things—be it in our garden club, our gardening practices, our water use, choosing to compost and make good “gold” for our soil or choosing where to build or not to build. Change is hard. I was reading a quote of Thomas Kinkadee, the painter of light. He said, “It really is possible to color a dark canvas golden, even with the tiniest brushes. You just keep dabbing on the paint, and sooner or later you transform the surface with brightness.” I believe we can do the hard thing—change. With many of us making small choices to make a difference in our world—many tiny brush strokes—we

will brighten our world. **Our Choices will Make a World of Difference.**

As spring is near, the nicest thing about Spring is that sooner or later she will have to keep her promise! Don't forget to check out the deals our Shopping Partners offer us on our web site. Brent and Becky's Bulbs, Patriot Seeds, Crown Bees, Oasis Products, *flower* magazine and our own Member Services. **It's a good Choice!**

See you in Norman, Oklahoma.

Linda

Idalia Aguilar



President Nelson in the garden of the Bougainvillea Hotel, San José, Costa Rica.

NGC Mission Statement

NATIONAL GARDEN CLUBS, INC. provides education, resources, and national networking opportunities for its members to promote the love of gardening, floral design, and civic and environmental responsibility.

A Standard Flower Show In Costa Rica

The high point for all of us who had the good fortune to go on National Garden Club's Costa Rica excursion was the opportunity to see the Eternal Spring Standard Flower Show, in San Ramón. This show was staged at the University of Costa Rica's Regional Museum of San Ramón. With the extensive horticulture division and conservation exhibits around the open-air courtyard, and the design divisions in the two major

exhibition halls to the left and right of the entrance, there was ample space to enjoy the extraordinary exhibits, which were attractively advertised with great signage and graphics.

Each of our panels was ably assisted by translators and helpers who served

as clerks, easily transcribing our comments and keeping us on track to finish in time for the awards celebration ceremony.

At the Awards Ceremony, music played, butterflies were released, committee chairs were recognized for their outstanding efforts, and the winners were presented with their prizes.

As our NGC president, Linda Nelson, had a fall and was unable to attend the show, VP Sandy Robinson did the honors in her place.

—Arabella Dane, *NGC FSS Accrediting Chairman (SA & P) and National Flower Arrangers President*

Costa Rica

November 4-10, 2013

In November, a group of NGC judges, along with guests, were invited by the Federation Costarricense de Clubs de Jardines to judge the Exposicion Estandae de Flores, held at the Museo Regional de San Ramón Universidad de Costa Rica. This invitation to judge an IA's flower show also led to the possibility of conducting a Bi-Refresher in environmental factors and in the science of gardening. How fortunate our group of 49 with diverse interests was able to capture a horticultural experience!

Costa Rica has been blessed by Mother Nature with spectacular beaches, and lush tropical rainforests, which play host to an incredible 5% of the world's biodiversity. Due to its location between North and South America, Costa Rica's tropical climate and geographical position with the Caribbean and Pacific Coasts, mountainous systems and microclimates have produced a wide range of habitats, which house an abundance of fascinating wildlife and plant species.

From the lowland, tropical rain forest to the high-altitude cloud forest, from mangrove forests, vast wetlands, quiet, fast flowing rivers, and pristine white sand beaches and reefs, these habitats are home to more than 500,000 species, which represent nearly 4% of the total species estimated worldwide, making Costa Rica one of the 20 countries with the highest biodiversity in the world. Of these 500,000 species, a little more than 300,000 are insects.


The wildlife in Costa Rica is protected by the nation's ecological

policy, which preserves 25% of the land through 11 conservation areas.

Costa Rica has been a stable, prosperous democracy and has been without a standing army since 1949. The people have a strong commitment to supporting education and their environment and natural areas, which will increase and be maintained for biological research. This small, diverse Central American country has one of the best systems of national parks in the new world. It is an ideal place for biologists and nature lovers to explore and enjoy the wonders of the tropics. Where better to conduct a refresher in two of our most notable NGC schools, Environmental Studies and Gardening Study.

In the pleasant capital city of San José, we observed Guanacaste, Costa Rica's semi-dry tropical forest, with its rain forest bordering on the north and south side of

© Arabella Dane



Costa Rica has a wide range of habitats, which house an abundance of fascinating wildlife and plant species.



the country. San José is centrally located in Costa Rica. We experienced the best time to travel, the end of the “green season” (wet climates), heading into the country’s dry season. During the green season there is no limit to the display of the country’s abundant wild flowers.

As we traveled throughout the central part of Costa Rica, aboard two buses, our guides, Jorge Monce Morillo (affectionately known as George, the small), and Jorge Avila (George, the tall), both naturalists, one with a degree in botany and the other a geologist, introduced us to a thorough, well-executed program in all four areas of our environmental course study—the basics, air, land, and water. In the gardening study refresher, along with both Georges as our day guides, we were introduced to several other specialized guides who escorted us up to the top of the active Poás Volcano, took us to enjoy the view and water spray of the La Paz Waterfalls (above), hovered

with us over the rainforest of Braulio Carrillo National Park in aerial trams, and paddled us down Penas Blancas River on a rubber raft while we viewed howler and capuchin monkeys, sloths, iguanas, blue herons, and turkey vultures to name just a few of the wildlife experienced in the natural habitat.

We trekked through a dense, humid forest landscape viewing the rain forest’s diverse plant life, including species of *Chamaedorea*, an unusual kind of palm with multicolored tightly packed fruit on a spike resembling Indian corn. The gingers, *Renalmia*, a relative of the Old World, and *Dimerocostus*, pollinated by vivid butterflies, and the palm-like *Carludovica*, and *cyads* in the *Zamia* family. In these deep shady areas, we found an unusual sedge, *Rhynchospora sp.*, with white-bract blooms. Sedges are normally green and wind-pollinated, but these forest species have evolved white bracts to attract insect pollinators.

One could not walk without figuratively tripping over so many species of ferns, which belong a very ancient genus family. On display in our hotel lobby was fossil evidence of ferns from 345-395 million years ago. We learned that there are eight species of Tree Ferns, which are perhaps the most conspicuous kinds of ferns seen in the El Silencio Cloud Forest. The tree fern, *Cyathea costaricensis*, a standard in the cloud forest, is an upright variety with formidable-looking thorny bristles. Tree Ferns are not really trees—they don’t have true trunks. The frond is the most conspicuous and distinctive part that we observed as we walked through the forest. It is divided into two main parts, the stipe (leaf stalk), and the blade (the leafy expanded portion of the frond). We learned that tree ferns are a pioneer species and are often to be found colonizing recent landslides. Some we saw could be fifty years old or older. We were warned to watch out for another fern we could encounter colonizing around landslides on steep gullies, *Alsophila* (*Cyatheaceae*)—don’t grab onto the trunk as it is covered with spiky, sharp hairs!

Prolific throughout Costa Rica are epi-



A hummingbird gets nectar from a feeder.

phytes, known as "air plants," as they have no attachment to the ground. We viewed first hand how they root themselves to other trees or plants and derive their moisture and nutrients from the air and rain. Orchids abound and are the most exquisite of epiphytes. While they are present on every continent except Antarctica, the most spectacular species exist in the tropics. They range in size from half an inch to twenty-five feet. George the small, told us that the national flower of Costa Rica is the

Guaria Morada, *Guarianthe skinneri*, an exquisite orchid with pink-purple hues and diamond-like shimmer. The plant blooms abundantly from January though April and was designated the national flower of Costa Rica on June 15, 1939.

If the flora of the world were commended for their adaptability, bromeliads would surely win the award for creativity. Another common epiphyte, they have evolved tightly wrapped leaves that act as small reservoirs, collecting water, leaf detritus, and insects. From the resulting stew, bromeliads ingest the nutrients necessary for life. One could gaze for hours into the throat of the rainforest bromeliad.

A massive tree, and one of the most interesting and fertile species, is the Strangler Fig Trees or Goldfinger Tree, *Ficus*. The strangler fig is a hemiepiphyte, as botanist, George, the small, instructs: "It starts out life as an epiphyte. However, at some point, it makes the transformation from functioning as a commensalist (clinging on without doing



Photographs © Arabella Dane

*On their way up to the Poás volcano, some of the group stopped to pose in the shade of the giant *Gunnera insignis*.*



A bromeliad exhibit at the Eternal Spring Standard Flower Show.

harm to its host) to selfishly behaving like a parasite. The plant attaches itself to the host and sends its roots out to surround the tree, apparently “strangling” the upper canopy. The host eventually dies, but less by strangulation than by being stuck in the shade of its antagonist.” Do you find this reminiscent of oriental bittersweet? The trees have gray bark and pointed-tip leaves with a yellowish-green color, and the strangler figs feature a hollow trunk in which animals, such as bats, monkeys, rodents, and birds can live. They also provide yellow and purple fruit to these and other animals.

Ficus all share a common “strangling” growth habit that is found in many tropical forest species, particularly of the genus *Ficus*. This growth habit is an adaptation for growing in dark forests where the competition for light is intense. As epiphytes, these

plants often germinate in crevices high up in the canopy of other trees. Their roots grow downwards to the forest floor and take nutrients from the soil. Gradually, the roots wrap around the host tree, widen, and slowly form a lattice-work that surrounds the host’s trunk. The fig’s crown grows foliage that soon overshadows the tree. Eventually, the host tree dies, leaving the fig with a hollow trunk—so that the strangler fig becomes a “columnar tree” with a hollow central core, which is easily climbed thanks to the many openings in the trunk. Figs are often the only tree species remaining after forest clearing, since their knotted and twisted wood is shunned by loggers.

Almost ironically, this agent of death provides an important niche and food source to many rainforest creatures. Its hollow trunk, with an abundance of nooks and crannies, provides an important home to thousands of invertebrates, rodents, bats, reptiles, amphibians, and birds. Many other species are attracted to the fig tree because of its production of large amounts of delicious-tasting

fig fruits. In the tree tops of the strangler fig tree we experienced a tribe of howler and capuchin monkeys. (A “tribe” refers to a group of monkeys, similar to a pride of lions, or a gaggle of geese, etc.). Mosses, ferns, lichens, and bromeliads were just a sampling of the common families of abundant epiphytes that we saw and have studied in Gardening Study Schools.

The ceiba tree, *Ceiba pentandra*, one of the fastest growing trees in existence, is an effective introduction for the reforestation of cleared land. Though the wood is not durable enough for construction, it is often used for canoes and coffins, which may explain why the indigenous people of Costa Rica consider the ceiba to be sacred. There are only five small isolated tribes of indigenous people of Costa Rica. Their native history is a sad one, similar to our Native

Americans. Conquered by the Spaniards, they were forced from their native land, sent to reservations where they worked as slaves to the Spanish. Their population has greatly diminished and is now nearly extinct.

The rainforest jungle hosts a spectacular inhabitation of tribes of spider, howler, and squirrel monkeys, as well as an abundance of macaws, herons, and toucans; there is a small understory of palms that are abundant. There is a population of spiny palms, *Bactus gineensis*, that generally edges swamp areas, and the peak period of flowering actually begins at dusk. One can also find interesting club mosses, genus *Lycopodium*, growing in a dense colony and reaching a height of approximately four feet. *Lycopodium* are surviving members of an ancient line of spore-producing vascular plants. We "oohed and aahed" over a large, velvet-furred tarantula nestled in its tree-rooted den, and noted an army of leaf-cutter ants marching in an orderly and very decisive manner to their home base—never intersect an army ant march! We espied teal-tailed lizards and brightly colored frogs and were dazzled by the the blue Morpho butterfly with its spectacular hue. As its common name implies, the blue morpho's wings are bright blue, edged with black. It is among the largest butterflies in the world, with wings spanning from five to eight inches. Their vivid, iridescent blue coloring is a result of the microscopic scales on the backs of their wings, which reflect light. The underside of

its wings, is a dull brown color with many eyespots, providing camouflage against predators. When the blue morpho flies, the contrasting bright blue and dull brown colors flash, making it look like the morpho is appearing and disappearing. We learned that blue morphos are severely threatened by deforestation of tropical forests and habitat fragmentation. Humans provide a direct threat to this spectacular creature because their beauty attracts artists and collectors from all over the globe who wish to capture and display them. Aside from humans, birds, such as the jacamar and flycatcher, are the adult butterfly's natural predators. Disappointedly, we did not encounter the famed "89" butterfly, *Diaethia neglecia*, or the transparent "glass" tree frog, *Centrolenidae*, which displays its internal organs. All the more reason to plan another trip to Costa Rica!

Costa Rica, undoubtedly, is paradise! Undeniably, it is home to countless species of flowering plants and trees. Following the old biological maxim, "form follows function," these vivid and elaborate petal formations have developed over time for survival and to increase progeny. One notable species we saw from the dining room of our hotel, Le Bougainvillea, as we breakfasted daily on Costa Rica's wealth of tropical fruits, mangoes, bananas, oranges (that are not orange but green!), papaya, pineapple, cantaloupe, and watermelon, was the angel's trumpet tree (*Brugmansia*). This



Poás Volcano Crater



**You are invited to attend the 1st OFAD SEMINAR
at Embassy Suites in South San Francisco, CA**

August 22-24, 2014

Keynote Designer

Julia Clevert

***Additional Programs by Steven Brown, Nancy Colvin, Saleedah
Middleton and Katsuki Thielke plus Hands-on Workshops with Furya
Floral Designers and Keynote Designer, Julia Clevert***

**Register for five fabulous design programs – view "The Gallery" of 60 designs –
fantastic vendors – participate in stimulating workshops – interact with other creative
designers during this weekend seminar.**

Friday, August 22, 2014 - 1st Day

Morning workshop with Julia Clevert "New and Different with Flowers" \$125.

Afternoon program by Saleedah Middleton "Just Sticks"

"The Gallery" dinner and Katsuki Thielke program "Weave Anything"

Saturday, August 23, 2014 - 2nd Day

Morning program with Nancy Colvin "Too with Flowers"

Afternoon workshop with Furya Floral Designer, Shanae Jaeger

"Flax - Braiding, Weaving and Folding" \$50.

Keynote designer, Julia Clevert "Blurring Designs with Dynamic Focus"

Sunday, August 24, 2014 - 3rd Day

Morning program with Steven Brown "Floral Design: Styles and Development"

Afternoon workshop with Furya Floral Designers, Eileen Klein and Barbara Gordon

"Leaf manipulation" \$50.

Advanced Registration for entire seminar including programs and 4 meals: \$275.*

***Workshops are an additional fee as noted.**

For registration forms, membership and seminar information, contact: Bill Coleman:

Telephone: 951-684-2635 Email: bcapill@hotmail.com



An organic farm in the cloud forest.

flowering tree produces pendulous butter cream-colored flowers that have “learned” to exploit a bat’s nocturnal activity. The flower lies dormant during the day and opens only at night, revealing its pollen-releasing stamens, perfectly fit for a bat’s snout. During the day you will often see a common bright orange and black winged butterfly with white stripe markings, *Placidula*, flitting among the blossoms; it uses the trumpet’s nectar for developing larvae.

Another remarkable species is the *dracontium* flower, which produces a stench similar to that of feces in order to attract flies as pollinators. One lucky refresher found draconia open in the lush floral gardens of our hotel. George, the small, directed our attention to an interesting species called the Santa Lucia wild flower, a lovely blue *ageratum*, that bordered the Quebrada Gonzalez Sector of the Braulio Carrillo National Park. There is a tradition in Costa Rica where one gives these wildflowers to another—the flowers are a talisman that allows the receiver to have good luck and

prosperity throughout the year.

Finally, It would hardly be an ESS refresher without mentioning at least two of the eight Costa Rican volcanos! George, the tall, took us up a hilly trek to Poás Volcano. Reaching the summit of Poás, we gazed upon the world’s largest and most acidic crater lake, known as the *Laguna Caliente* (“hot lagoon”). It supports little or no aquatic life. The bottom of this lake is covered with a layer of liquid sulphur. Acid gases create acid rain and acid fog, causing damage to surrounding ecosystems and often irritation to eyes and lungs. Several of us experienced this first hand—we were coughing and had a sulphur taste in our throats. We were briefly rewarded for our steep climb with a clear view of the volcano. With no mist or clouds to hinder our view, we gazed transfixed upon the sulfuric, bubbling, green, rain-fed lake at the bottom, surrounded by smoke and steam rising from fumaroles. We were instructed that although Poás is active, don’t expect to see a full-fledged eruption or even any lava flow—the most

recent period of eruptive activity ended in 1954. This volcano provides an excellent, if extreme, example of the effects of acid rain. Around the caldera, and for several miles downwind, the vegetation is stunted brown and black by the tainted moisture that precipitates from the omnipresent clouds near the peak. Trails that lead through cloud forests are stunted and twisted, not only by volcanic emissions but by the rigors of the cold, windy, high-altitude habitat. Lake Botos, the second lake of the Poás Volcano, fills an extinct crater at the end of one trail, and is home to many cloud forest birds, including hummingbirds, tanagers, flycatchers, toucanets, Costa Rica's national bird, the clay-colored thrush, and the area's most famous avian resident, the resplendent and elusive quetzal.

Poás was astonishing to see, but personally, one of the most spectacular of Costa Rica's volcanos, I viewed closely from my hotel balcony in Tabacón. The Arenal Volcano, located in the youngest and most active of all the mountain chains in Costa Rica, violently erupted in 1968. When I asked George, the tall, our guide and geologist about the eruption, he stated: "The eruptions continued unabated for several days, burying over 15 sq. kilometers with rocks, lava, and ash. When it was finally over, the eruptions had killed 87 people and buried three

small villages—Tabacón, Pueblo Nuevo, and San Luís. At the height of its ferocious activity, Arenal had flung giant rocks, some weighing several tons, miles from its base." The Arenal explosions formed three new active craters.

George, the small, added that "three towns were destroyed on the western side of the volcano; a town by the name of El Borio, on the east side, was untouched and unharmed. After the volcano ceased to erupt, El Borio was renamed La Fortuna, which means 'the fortunate,' referring to its good fortune that the volcano erupted to the west and not the east." We spent time with our Georges in the town of La Fortuna and enjoyed the surroundings. We, too, wondered at the close proximity of the volcano to the town; how it could have possibly survived the Arenal eruption. It was indeed *La Foutuna!* The last eruption was in 1998. During that day, 23 eruptions were reported, and thereafter the volcano returned to its normal state, active but benignly so.

In conclusion, our "Georges" guided and instructed us in the beauties that can only be Costa Rica, and, more importantly, they encouraged us in absorbing the culture of Costa Rica.

—Bonni L. Dinneen, *NGC Costa Rica Bi-Refresher Chair*



A "living fence" in Costa Rica. For the livestock, an interesting concept for fencing a pasture is the "living fence." It is a straight-line planting of the agave family of trees with foliage at the top—a visual anomaly.
—Dorothy Lee

Eternal Spring

By Dorothy Lee

In Costa Rica it is always spring. The verdant green trees and vegetation welcomed forty-nine National Garden Clubs, Inc. tour members, including one NGC Affiliate member, from México, to this beautiful 3,000 square mile Central American country. The seven-day tour gave the group an opportunity to see and judge the Costa Rica Standard Flower Show, refresh both Environmental Studies and Gardening Study, and to travel through this beautiful country.

We flew into San José, the capitol of Costa Rica, and were met by two English-speaking guides, who transported us to the Bougainvillea Hotel, located in Santo

Domingo, Heredia. Along the way from the airport we saw coffee plants studded with bright red beans ready for picking, banana trees, pineapple, and mango trees. The hotel's ten acres of beautifully landscaped tropical gardens featured over 50 species of bromeliads, native trees, many different species of orchids, herbs, and a succulent garden—a beautiful setting.

The next morning we boarded busses for a full day of sight-seeing. Our first stop was the Poás Volcano. It was a beautiful, crisp, sunny day, and as we approached the volcano a cloud of white smoke filled the air; a surreal experience for many of us. The volcano is considered the largest active crater in the world, about one mile wide and 320 meters deep, with frequent geyser-like eruptions. There are six active volcanoes and 112 total volcanoes with caldera in



María Esmeralda Vega de Hildalgo, founding member of the Federación Costarricense de Clube de Jardines and NGC First Vice President Sandy Robinson cut the ribbon opening the flower show.

Costa Rica. Signs were posted telling visitors what to do in case of an eruption.

Next was the La Paz Waterfalls, a rain forest park that provided a variety of activities, including a stunning, panoramic view of the magnificent waterfall that feeds the La Paz River. The adventurous among the group walked down 70 steps to the bridge over the La Paz River to get the perfect picture and to feel the gravity of nature's enormous display of water. The trek up from the waterfalls seemed like more than 70 steps! Upstream from the waterfall is La Paz Waterfall Gardens—home to one of the world's largest butterfly gardens and snake and frog exhibits. It was our first up-close sighting of the brightly colored toucan bird.

Next day, we visited Braulio Carrillo National Park and had a slow ride on a gondola through the treetops of the rainforest. We were among lush green trees, animals, and birds. An excellent naturalist guide pointed out that the rainforest is neutral carbon. In the rainforest, there are 15,000 Lepidoptera butterflies and 142 different species of snakes. We went through the open-air butterfly and frog garden sheltered by an invisible net.

Birds, including hummingbirds, migrate from the United States to Costa Rica. There are 54 species of hummingbirds, and with wings moving 80 times per second they are the second-best pollinators to have on the property. Bees, of course, are the very best.

The highlight of the week was the Standard Flower Show, "Costa Rica—Always Spring." The Costa Rica Federation of Garden Clubs dedicated the show to Master Judge Maria Esmeralda Vega de



NGC Vice President Robinson presents an award to Esther Rodriguez, NGC IA Horticulture Co-Chair.

Hildalgo. National Garden Clubs, Inc. First Vice President Sandy Robinson and Mexico Affiliate member Sonia Alma participated in the award ceremony. Everyone expressed admiration and appreciation for the beautiful display of pristine horticulture and floral designs. Some in our group judged the show, and the rest went to El Silencio Cloud Forest for a guided tour of an organic farm featuring a rich tropical life along four different trails and greenhouses. As part of only 2.5% of the planet's remaining cloud forests, this unique habitat showcased a variety of plant life.

Following the flower show, we traveled to San Carlos, Alajuela, in Costa Rica's northern region, and checked into our hotel, located at the base of the majestic Arenal Volcano, in the heart of the tropical rainforest.

For our last full day we had a choice

At right: Riding a sky-tram gondola through the Costa Rica rainforest.

Below: Esther and Alfredo Rodriguez welcome guests to their home for a farewell dinner.



Dorothy Lee

of activities. Some of the group chose the Arenal Hanging Bridges, located in a 618-acre reserve in the rainforest. The fifteen bridges to hike over gave those who chose this activity a 360° view of the tropical rainforest and views of the Arenal Volcano. For those not participating in the NGC Bi-Refresher, some chose to ride the sky-tram gondolas to an observation deck, while seventeen brave souls suited up for the zip line to the bottom—a terrific adrenaline rush!

The finale of our trip was an invitation from

Esther Rodriguez, president of Federación Costarricense de Clubes de Jardines, who, with her husband Alfredo, invited us to their stately home for a lovely dinner. We were entertained in true Costa Rican style during dinner, with romantic melodies strummed on a guitar—even our host joined in serenading us with Spanish songs.

—**Dorothy Lee** is a member of *The Garden Club of Georgia, Inc. Board of Directors*, a *Master Flower Show Judge*, and member of *Creative Floral Arrangers of the Americas (CFAA)*.

Norman, Oklahoma

May 1 — May 3



Roberta Burns

Welcome To Oklahoma



Oklahoma Garden Clubs, Inc. welcomes you to Norman for the 2014 National Convention. Norman is 22 miles south of Oklahoma City.

We are hoping that our weather will be pleasant, showcasing spring flowers and foliage in bloom and that you will have the opportunity to see the Myriad Botanical Gardens.

We have pre-convention tours that will give you a lot of history of our state. We will have a tour to Historic Guthrie, which was the first capital of Oklahoma after we became a state in 1907. The capital was later moved to Oklahoma City. You will be impressed with our State Capitol; we are the only state that has working oil wells on the Capitol grounds! We have another seven tours in the Norman and Oklahoma City area, and we hope you enjoy as many as you have time for.

Men and women members of Oklahoma Garden Clubs, Inc. are working toward making the convention a wonderful memory of Oklahoma. We have speakers who will impart knowledge and some who will entertain you.

Convention Chairman Donna Marsheck and Co-Chairman Judy Grotts have put together a very exciting convention for you. We do look forward to you all coming to Oklahoma.

—**Roberta Burns**, *OGC, Inc. President*

2014 Convention Vendors

Oklahoma Garden Clubs, Inc. invites you to visit the vendor area at the 2014 NGC Convention—"Black Gold and Red Earth."

NGC Member Services will be exhibiting and selling books, educational material, calendars, jewelry, scarves, and much more. Be sure to be thinking about gifts for fellow members and family who have worked hard and for whom it would be an honor to be recognized in a beautiful and meaningful way.

● **Crown Bees** is in partnership with National Garden Clubs to increase native-bee awareness. Creating edible landscapes and bee-safe habitats in the backyard can help save some of the food supply created by declining honeybee pollinators. Crown Bees markets bee-safe products.

● **U.S.D.A. Forest Service**, "Smokey Bear/Woodsy Owl" Conservation Education materials will be available from Iris Velez. Contact her at ivelez@fs.fed.us if you need specific information about materials.

● Flower shows are always being held or in the making. We will have lots of choices to make award-winning designs and best horticulture entries.



Donna Marschek

● **Catalpa Lane Pottery** owners David and Keiko Hergesheimer will have an assortment of unique clay vases and containers. Colors are muted and earthlike.

● **Cracked Pot** owner Fran Wittgartner, instructor and designer, is downsizing her collection of designer containers. She promises to have some of her most favorite design elements for sale in her booth.

● **Bent and Twisted** owner Ken Swartz, famous for his metal sculptures collected by many designers, will also have floral design elements.

● **Cookie Lee Jewelry** merchandiser Vicky Thornton will have beautiful traditional, contemporary and eclectic jewelry.

● **Oklahoma Garden Clubs, Inc.** will have beautiful cookbooks, Oklahoma mugs, convention stationery, and other surprises.

Made-in-Oklahoma Vendors

● **Skyridge Farms** owner Monica Arndt specializes in herbs and will sell plants and potpourri, and recyclable garden cards that can be planted.

● **Weave the Planet** owner Shirley Hill weaves beautiful hand-woven baskets, no imports.

● **Stone Post Creations** owner Dick Carson

will have photos, pictures, and stationery. Hand-made note cards, Giclée prints on canvas—some to purchase on site, some to order.

● **My Photo Ventures** owner Larry Hall has Photo Ventures featuring Oklahoma sites, notions and items featuring Oklahoma themes.

This is just a sampling of our vendors. We are receiving and adding applications for vendors each day. Anyone wishing to be a vendor may contact Charlene Wells: 918-333-8464; slinkpinko@aol.com or Lee Sumpter: 918-331-088; leofsumpter@yahoo.com. We still have some room

—**Donna Marschek**, 2014 NGC Convention Chairman

Convention Designs

Designers from each Region will delight convention attendees with their designs. Be sure to congratulate them for their efforts.

● Michelle Mensinger will honor the New England Region States and Director Maria Nahom.

● Brenda Bingham will honor the Central Atlantic Region and Director Mary Warshauer.

● Dianne Caines will honor the South Atlantic Region and Director Martha Morgan.

● Penny Decker honors the Deep South Region and Director Gloria Blake.

● Liz Murken will honor the Central Region and Director Gerry Ford.

● Jo Krallman will honor the South Central Region and Director Nancy Voyles.

● Floanna Crowley will honor the Rocky Mountain Region and Director Beverly Heidelberger.

● Char Mutschler will honor the Pacific Region and Director Elaine Gunderson.

● Jean Kersten will honor the Oklahoma Garden Clubs, Inc. President, Roberta Burns.

● Lorene Junkin's design titled "Making A World Of Difference – Choices Matter" will honor National Garden Clubs, Inc. President Linda Nelson.



Kimberley De Jesus, 2013-2014 Comanche Nation Princess, will sign the Lord's Prayer during the opening ceremony at the Convention.

Convention Seminar Update

We welcome Crown Bees to the Seminar lineup. They will follow the Murphy Farms Seminar.

There will be a Seminar Sign-up Table near the Registration Desk. Sign up to save yourself a seat!

Made in the USA

**100% Stainless
Steel Plant Markers**

www.kincaidgardens.com

info1@kincaidgardens.com

Call us 816-324-4931

**Discounts Available
for Garden Clubs and
Members**



NGC 85th Convention

Corrections to the Tentative Schedule

Thursday, May 1

8:30-10:30—Educational Schools (ES, GS, LD) Committee Meeting

10:30-12:30—Landscape Design Schools Committee Meeting

1:30-3:30—Environmental Studies Schools Committee Meeting

3:30-5:30—Gardening Study Schools Committee Meeting

Spring drew on...and a greenness grew over those brown beds, which, freshening daily, suggested the thought that Hope traversed them at night, and left each morning brighter traces of her steps.

—Charlotte Brontë, *Jane Eyre*

Ideas for Gardening Consultants in 2014

Botany For Gardeners

This year has started off with many gardening challenges for the entire country. Much of the west, including California, began the year in a severe drought. Dangerous weather, including massive changes in temperature, has affected a great part of the entire United States. Significant fluctuation in temperatures can damage or even destroy some dormant plants. A weeping birch in my yard has split bark and I hope it will survive. Usually a large bark split is often a result of a sharp cold spell when sap is flowing in the tree. For my weeping birch, dormancy was broken by warmer temperatures in December and sharp and dangerous drops in temperature in December and January. Many U.S. states have received bountiful amounts of rain and snow this winter, but others have not fared as well. Trees and shrubs in those areas are in danger, too, along with loss of crops for farmers and all growers.

How can Gardening Consultants help in 2014? Many ideas come to my mind. Here are a few suggestions for positive action for our knowledgeable consultants.

One—think about offering an educational talk/forum at your local library, local garden club or other civic group that gives ideas and suggestions to the public about the 2014 and future gardening challenges—drought, freezes, wind damage, flooding etc. **Two**—plan a Gardening Consultant event at a local farm or state agricultural field station to learn about issues and problems that farmers deal with daily. **Three**—volunteer your time at a non-profit farming organization.

This year can be a good start to learn more, teach more, and to let the public know about National Garden Clubs Gardening Consultants.

—Catherine Felton, GSS Vice Chairman

We get questions about how the new text, *Botany for Gardeners*, fits into the school program. Your GSS Committee views it as a good reference for all gardeners and for Gardening Study School students and Consultants. There are many regional differences in soil, climate, water availability, growing conditions, and plant palette. We look to the instructors to bring in much of their own material on the subject to be covered and that will largely be specific to the geographic area where the school is being held. We view all of the reading materials listed for GSS as more recommended than required reading and as reference materials that complement each other and complement course materials provided by the instructors. *Living With Plants* may still be used—it is just no longer required. *Secrets to Great Soil* is recommended for Course I, which includes the class on Soils.

Choices matter. Attending Gardening Study School, whether for the first time or for the umpteenth time to refresh, or just to absorb the information, can help you make gardening choices that will benefit you, your garden, and the environment. Make a world of difference by holding or helping with a Gardening Study School—or just by attending.


—Greg Pokorski, GSS Chairman

NGC Conservation Pledge

I pledge to protect and conserve the natural resources of the planet earth and promise to promote education so we may become caretakers of our air, water, forest, land, and wildlife.

NGC Schools News

Schools Notes and Reminders

 Congratulations and thank you to all states who conducted NGC Schools and Refreshers in 2013 and in the first quarter of the new year. We hope Schools and Refreshers are on your 2014 agenda.

As of January 1, 2014, the requirement to collect *The National Gardener* labels (proof of subscription) for all NGC schools has been eliminated. This does not change the requirement to subscribe to and read *The National Gardener*, the official source of news about our school programs—it just simplifies the process for conducting schools and refreshers and for processing the associated paperwork.

Consultants are reminded that they **may refresh** in each school once each calendar year and that they **must refresh** in each school by the end of the fifth calendar year following the last course or refresher taken in each school.

Our **NGC Four-Star and Five-Star Members** have achieved significant accomplishments to receive these honors. **State Presidents**, it is very important in approving applications for these honors that you carefully verify school completion or master status and dates. Please double check this information with your

Central Atlantic Tour

May 23-May 31, 2014

Travel to Washington, D.C. to see the late spring blooms. Tour Civil War sights at Gettysburg, PA, also in Virginia, Maryland, and Kentucky. Visit The Naval Academy in Annapolis. Travel to the Atlantic Ocean over the Chesapeake Bay Bridge and through the Bay Tunnel to Richmond and Natural Bridge, VA. Travel via Motor Coach with experienced tour guide. Leave Poplar Bluff, MO, the morning of 23 May; return to Poplar Bluff the evening of 31 May. Telephone: Meg LaPlante, Wilby Travel, 3190 Hwy O, Williamsville, MO 63967; 573-776-1401; email: meglaplante@msinternet.net

State Schools Chairmen. We want to bestow these honors to those who have earned them, but we occasionally receive applications where all requirements have not yet been met or where it is not clear if all requirements have been met.

We need state presidents to help us by making sure that state school chairmanships (especially in states that have conducted or are conducting schools) remain staffed so that Consultant records are maintained and not lost. We continue to ask state presidents and state schools chairmen to help spread schools news—in *Keeping in Touch*, in *The National Gardener*, in *Newsclips*—to NGC schools students and Consultants.

We continue to encourage that schools

and refreshers be held to provide education in general and to help educate about the subjects covered in the Conservation Pledge.

We are looking for

New Gardening Study Schools Consultants from Guayaquil, Ecuador.



ways to utilize the **Crown Bees** partnership in our supplemental subjects and to encourage Local School Chairmen to consider this as a supplemental subject possibility. **Crown Bees'** programs include information about the need for more bees, promoting bee awareness in the community, encouraging bee habitats in gardens and yards, and even raising gentle, efficient mason bees in your garden. Our committees are very busy, but are ready and willing to help you conduct schools.

The number of **multiple refreshers** conducted in 2013 was down from the last couple of years. Six multiple refreshers were held in 2013, with 177 earning refresher credit (ESS-43, GSS-51, LDS-83). Events were held in Monterrey, Mexico; Seattle, Washington; Gainesville, Florida; Milton, Florida; Augusta, Georgia; and San José, Costa Rica.

When multiple refreshers are held in conjunction with conventions (this includes state and regional conventions), this tends to bolster convention attendance. This can be a win-win for garden club members and convention financial planners. A perk of becoming a Master Consultant is that one who holds Master Consultant status in more than one school may receive simultaneous credit at one multiple refresher for each of the schools in which he/she is a Master. All other refreshing Consultants shall receive credit for one school only. We know that Consultants and Multiple Refresher Chairman do not always understand this. If you have questions, please ask.

For 2014, five Multiple Refreshers are registered and approved, with three taking place in June. Locations include tours to Ireland and Panama; and classes/tours in West Palm Beach, Florida; Glendale, California; and Gainesville, Florida.

Education is a cornerstone of NGC. **Plan a multiple refresher, and plan a school**—the education we offer to garden club members and to our communities can **MAKE A WORLD OF DIFFERENCE.**

—**Greg Pokorski, ES, GS and LD Schools Coordinator, GregPokorski@earthlink.net**

Endangered Species Day

May 16, 2014

Endangered Species Day is celebrating its ninth-annual national day on May 16, 2014. Garden clubs and organizations can showcase their good work by getting involved to promote this important day. Your club can organize an open house at the local library, or school to provide and educate our school children by using the resources available within the building. Your club may organize an outdoor tour, weather permitting, at your zoo, including the youth. Involving our youth provides an excellent opportunity to educate, inform, and create enthusiasm for our future generation. A speaker from a local university may be willing to donate his/her time to give a talk or talks to the public. Enrolling in NCG's Environmental Studies School—taking a course—provides a wealth of information pertaining to wildlife and endangered species and is a wonderful way to support our schools. Prior to the May 16th deadline, print out a Press Release and send it to local news stations, stressing to them the importance of spreading the word about



Polar Bear (*Ursus maritimus*)



At left: Mexican wolf (*Canis lupus baileyi*) now extinct in the wild.

Below: The endangered golden-cheeked warbler (*Setophaga chrysoparia*) lives and breeds in central Texas.



being a part of saving our endangered species. Be sure to include the names of plants and animals native to your area. Your local stores and family-run businesses may be willing to sponsor a flier or sign. There is a large percentage of persons who are "animal lovers" and would be very supportive in endorsing your ideas or programs.

In 1973, Congress showed a global leadership by creating the Endangered Species Act. This act is one of America's most effective environmental laws and represents a commitment by people of all ages and areas. Our garden clubs and concerned individuals can get involved by working together on a project to protect and restore those species most at risk of disappearing forever. Worldwide, plants and animals are disappearing at an alarming rate, including the bald eagles, gray whales and the peregrine falcon. The good news is that many species protected under the law are on the pathway to recovery.

For resources available on Endangered Species go to: www.endangeredspeciesday.org. Resources include: The Kids' Page; Teacher Resource Center; Suggested Reading; Film Library; a Toolkit is also available.

Listed are the names of organizations that support the Endangered Species: National Wildlife Federation; Association of Zoos and Aquariums; Association of State Wet Land Managers; Audubon Society; U.S.

Fish and Wildlife Services; National Park Service; International Child Art Foundation; Sierra Club Outings; Earth Day Network; Association of Fish and Wildlife Agencies; NABT (National Association of Biology Teachers); and NOAA Fisheries.

You can—MAKE A WORLD OF DIFFERENCE; CHOICES MATTER—by doing your part to help save our Endangered Species.

—Mary Jacobs, NGC Wildlife Chairman/
Endangered Species

*A Robin said: The Spring will never come,
And I shall never care to build again.
A Rosebush said: These frosts are wearisome,
My sap will never stir for sun or rain.
The half Moon said: These nights are fogged
and slow,
I neither care to wax nor care to wane.
The Ocean said: I thirst from long ago,
Because earth's rivers cannot fill the main.
When Springtime came, red Robin built a nest,
And trilled a lover's song in sheer delight.
Grey hoarfrost vanished, and the Rose with
might
Clothed her in leaves and buds of crimson core.
The dim Moon brightened. Ocean sunned his
crest,
Dimpled his blue, yet thirsted evermore.
— Christina Rossetti*

Edibles in Your Garden

For Food and Beauty

Do you lack space for a dedicated vegetable garden or maybe want to expand the edible harvest you already have? There's an easy way to get more of the fruits and other veggies that you want. How about planting them in your flower garden beds for a practical and attractive solution? The edibles will not only put fresh food on the table, but will also add drama and surprise when used in place of the usual annuals and perennials. Imagine red-veined sorrel replacing impatiens, or scarlet-runner-bean vines instead of climbing roses on an arbor.

Plenty of edibles are as eye-catching outdoors as they are useful in the kitchen. Many have large leaves with striking outlines, colors, and textures, such as 'Bright Lights' chard, New Zealand flax and 'Purple Ruffles' basil, to name a few. Other edibles flower before producing, such as okra and fava beans, while others, including eggplant and burgundy bean, offer colored fruit. Try using blueberries as a hedge or a cucumber tepee as a focal point.

Since many food plants develop and finish all in one growing season, they don't demand a long-term commitment. What they do need usually is at least six hours of sun a day, along with well-drained soil and plenty

of water. In general, this means pairing them with ornamentals with similar needs. There are exceptions, however; lettuce, kale, and chard prefer cool temperatures of spring and fall and can tolerate some shade. They can be grown beside pansies or bulbs. Rosemary and mint love heat, but less water, so they will thrive among drought-tolerant perennials.

If you've never grown food before, start small. Exchange your usual border of begonias for a variety of lettuces—and there



are several colorful lettuces to choose from. Consider what you like to eat and where in your garden you might sneak in those edibles. Sketch a garden plan and identify

areas with space for changes and additions. To make room for peas and other vines, set up an arbor for them to climb.

Consider the layers of your design for your garden. Choose ground covers, such as thyme and strawberries, and work in taller plants, such as kale and peppers, among your ornamentals. Also, keep in mind the progression of leaves, flowers, and fruit and how these might show

off what you already have in your garden. Pair plants with an eye for pest control, too. Petunias repel tomato worms, for example, and for aphid-plagued roses, underplant with nasturtiums or an aromatic herb, such as oregano.

Prepare your beds by amending the soil



Cucumber tepee; Ruby red lettuce

with nutrient-rich compost, and apply organic fertilizer at planting time and throughout the season, catering to the needs of specific crops. If possible, turn off automated in-ground sprinklers in beds containing edibles and hand water them selectively. Harvest judiciously, snipping outer lettuce leaves rather than a whole head and leave a few peppers and eggplants to hang like baubles. By the time your blueberry hedge reddens in the fall, you will be ready to pull out your summer vegetables, mulch their spots and look forward to a well-earned winter rest.

Happy Gardening for food and beauty!
—**Shirley Basista**, *NGC Horticulture Committee* (Source of information: "This Old House" magazine)

Learn To Make Authentic Japanese Flower Arrangements

Ikebana professor Vera Arnold brings 40 years teaching experience to guide you step by step in making eight beautiful arrangements in this high quality, professionally packaged, 72-minute DVD. Discover creative ideas and how to select and position flowers using this ancient art — \$12. **The Ikebana Studio Special: Buy one, get one half off to share with a friend!** Free S/H in U.S. Please make your check or money order payable to Christy Arnold. 1721 N. Daffodil St., Tempe, AZ 85281.



Eternal Spring Standard Flower Show

At left: Two floral designs from the 2013 Eternal Spring Standard Flower Show, in San Ramón, Costa Rica.

Below: Anthurium from the Horticulture Division.



Mason Bees Ready to Fly!

It's time to participate in NGC's BeeGAP (Gardeners Adding Pollinators) Special Project. Why? Because Mason Bees are ready to fly and pollinate your gardens.

Mason Bee is a common name for a species of bees in the genus *Osmia*. Named



for the manner in which they build their nests, mason bees create compartments of mud in reeds, tubes or holes in wood. However, drilled wood blocks

are not a good choice for mason bee housing due to the inability to harvest your bees or clean the housing.

Mason Bees emerge from hibernation at certain temperatures, typically 50-55 degrees for spring bees and 70 degrees for summer bees, and fly during the following months:

Blue Orchard and Hornfaced Mason Bees—March through May.

Blueberry Mason Bees—March through June.

Californica Mason Bees—May through June.

Leafcutter Mason Bees—June through August.

To learn which Mason Bees thrive in your area, please visit www.crownbees.com/bestbee for a state-by-state listing of Mason Bees.

With the decline of the honey bee, Crown Bees, an NGC partner, is helping us **Make a World of Difference** for our food supply by educating us about the benefits of raising

Mason Bees and providing Mason Bees and supplies to us at a discount. Please visit the NGC section of Crown Bees website: www.crownbees.com/category/ngc to learn about this partnership. To learn what you can do for your Mason Bees throughout the year, please sign up for Crown Bees' "Bee-Mail," a monthly e-newsletter at: www.crownbees.com. Thank you for participating in BeeGAP!

—**Debbie Skow**, NGC Native Bees/BeeGAP/Crown Bees Partnership Chairman
d.sk.1159@gmail.com

Landscape Design Schools

The bitter cold, snowy winter is past for many of us and the beauty of spring is so welcome. Many states have scheduled Landscape Design School Courses and gardeners will be learning much to help them make wise choices in their landscape projects. Do plan on attending a course in your state or even journeying to a nearby state where a course is scheduled? Perhaps there is a Refresher scheduled that you can attend. The International Affiliates, in Monterrey, Mexico, will have enjoyed a Tri-Refresher, in Panama, in March 2014.

Though proof of a subscription to *The National Gardener* is no longer required on LDS Forms, all students and Consultants must subscribe to *TNG*. It is the official source of all NGC news, and students will have questions based on the current Landscape Design article.

The LDS Committee welcomes any suggestions of books and texts that members feel will be of benefit to LDS attendees and programs. Please send title, author, and other pertinent information, to this chairman.

—**Jane R. Bersch**, Landscape Design Schools Chairman, janebersch@aol.com

National Life Memberships

Education Makes
The Difference

Your choice of becoming a National Life Member demonstrates your commitment to the youth of our nation, and so the world. Your gift of \$200 to become a life member is shared equally by the Scholarship Fund and the Permanent Home & Endowment Fund.

■What benefits does a recipient of an NGC Life Membership receive?

The recipient receives a lifetime subscription to *The National Gardener*, may attend the National Life Member Banquet at all conventions, and the contribution is tax deductible. Most important of all, however, is the knowledge that the contributor has helped to educate our youth.

■Where does one find application forms for Life Membership?

Application forms may be obtained from National, Regional, or State Life Member chairmen, or by going to the NGC website: www.gardenclub.org

■Who may receive a Life Membership?

A gift of a Life Membership may be given to any individual deserving an honor, such as a state or club president, a husband, a wife, someone in the community who shares our garden club interests—or you may treat yourself to a gift.

■What awards are available?

During this administration, two awards, funded by this chairman, will be presented at the National Life Membership Banquet.

1. \$100 for the state with the largest increase in National Life Members.
2. \$100 for the state with the largest Life Member increase per capita.

Education Makes THE Difference

—Alice DeSomma, NGC Life Membership
Chairman

BENT & TWISTED STUDIOS
METAL
FLORAL DESIGN CONTAINERS
BY KEN SWARTZ

CUSTOM SCULPTURES

MADE OF
STEEL
ALUMINUM
BRASS
STAINLESS STEEL
OXIDIZED
VERDIGRAS
SLAG

SIZES
LARGE
MINIATURES
CUSTOM
SETS

ALSO
OUTDOOR SCULPTURES
MAGNET TUBES
MECHANICS
BACKDROP HOLDERS
EXHIBITION TABLES

KEN SWARTZ PH. 414-250-7902
TOM KINGSBURY 414-243-1290 (WEBSITE MHO9)

BANDTWISTED@GMAIL.COM
WWW.BENTANDTWISTEDSTUDIOS.COM

NGC Calendar

Conventions

- 2014 Norman, Oklahoma
April 30-May 3
- 2015 Louisville, Kentucky
May 11-18 (Installation year)*
- 2016 Grand Rapids, Michigan
May 2-6*
- 2017 Richmond, Virginia
- 2019 Mississippi

Fall Board Meetings

- 2014 Des Moines, Iowa
September 24-28*
- 2015 St. Louis, Missouri
September 15-19*
- 2016 Portland, Maine
September 27-October 3*
- 2017 St. Louis, Missouri

*Dates are Tentative

Member Services

Member Services Chairman
Barbara Campbell
bcdeerpath@aol.com

4401 Magnolia Avenue
St. Louis, MO 63110

Orders only, please: 800-550-6007
E-mail: headquarters@gardenclub.org
You may order by Fax: 314-776-5108
7 days a week, 24 hours a day

- ◆ Does your club or state need Magnetic Name Badges? You can customize!
- ◆ Books—We have lots of exciting garden-related books and required reading for all courses. Prices on books we publish are 50% less than you would pay on the leading web book store.
- ◆ NGC Award Certificates and Flower Show Ribbons.
- ◆ VISIT the MEMBER SERVICES table in Oklahoma—We will have interesting new surprises!

Have you shopped with Member Services lately? Teri will assist you when shopping through NGC Headquarters, and please follow the directions on the web site to shop with our partners. Remember, we all win when you CHOOSE to shop with NGC!

◆ ORDER YOUR 2015 Vision of Beauty Calendars NOW!

◆ NGC Partnerships include Crown Bees, Patriot Seeds, Gardener's Supply, Brent and Becky's Bulbs, *flower* magazine, and Oasis Floral Products. Information is listed on the NGC homepage under News & Events—click on Shopping Partners and follow the instructions.

◆ NGC Silk Scarves—A great gift idea for members and non-members! Both blue and green styles are available. The 100% silk georgette scarves contain logos of all states, NGC, and International Affiliates. The scarf measures 22" wide x 67" long.

◆ Look over our selection of official NGC pins.



Horticulture
Exhibiting and Judging

Judges' Council

Do you belong to a sorority? Yes, you do, if you're in Judges' Council! We have a solidarity throughout NGC.

Our courses indoctrinate us to our mission, our judging illustrates our common goals, and our Judges' Council meetings reward us with the comradery of a family.

Judges' Council meetings are (or should be) fun! Greeting the members with a sign-in and badges is the beginning, after which they gather at the appetizing coffee table to refresh friendships.

Some members arrive earlier to set up and receive the specific species of horticulture, which are on a reduced horticulture schedule of Sections and Classes (in normal F.S. schedule form) that has been e-mailed to members in advance of the meeting. Three members are requested to form a panel to judge the horticulture, for which Life and Master Judges receive exhibiting credit!

That earlier e-mail noted the upcoming agenda and also included a design challenge for the day. If you have a design that troubles some members, such as Tapestry or Armature Form, or if there's a problem discerning the difference between an Assemblage and a Panel Design, use it as a program.

Have four volunteers (or chosen members) each do a design for topic chosen, to be judged by the entire group audibly, with a leader at the forefront. Disagreement is healthy and educational and leads to bonding among its members.

Judges' Council is the place to learn but have fun. Take an active part in your sorority!

—Anne Tiffany, *Judges' Council Chairman*

always

it's

Spring)and everyone's

in love and flowers pick themselves"

—E.E. Cummings, *Collected Poems*

NGC Roster Changes & Additions

2013-2015 Board of Directors
Chairmen

Permanent Home and Endowment Trustees

Add: Trustee

Jeanette B. Pruin, 530 SW 182nd Street,
Normandy Park, WA 98166-3756;
jbandirpruin@comcast.net

PH&E Grounds Chairman

June Kummer

Flower Show Schools Committee

FSS Accrediting (C)

Lynn Fronk, Lynnfronk353@gmail.com

Grants/Development/Bequests Committee
Committee

Delete: Patricia Smith

Add: Natural Disasters Grants Vice Chairman
Patricia Smith, 1928 Val Verde Drive,
Germantown, TN 38138-3747;
Pasmith75@bellsouth.net

Horticulture Committee

Container Gardener

Susan P. Hinkel (remarried; formerly Susan
Robinson), 1064 N. Main Street, Danby, VT
05739 -9646; rerob@mac.com

Strategic Planning

Committee Member

Delete: Phyllis Wood (deceased)

Roster of State Presidents

Federated Garden Clubs of Missouri, Inc.
www.fgcmo.org



*What a strange thing!
to be alive
beneath cherry blossoms.
—Kobayashi Issa, Poems*

Book Reviews

Linda Jean Smith

NGC Book Review Chairman

***Taking the Flower Show Home: Award-Winning Designs from Concept to Completion* by Bill Schaffer & Kristine Kratt, Schiffer Publishing Ltd., Anglen, PA, 2013. Hardcover, 144 pp., ISBN-13: 978-0764344305, \$45.00.**

Author Bill Schaffer is a third-generation floral designer with his own design studio in Philadelphia, Pennsylvania. He has been a major exhibitor at the Philadelphia Flower Show since 2007 and was the best-in-show winner in 2007, 2011, 2012, and 2013. He was the featured presenter at the American Institute of Floral Designers (AIFD) Symposium, in 2011.

Kristine Kratt is a flower designer and co-owner of the Design Studio with Bill. Kristine has given presentations at national and state conventions, as well as garden clubs.

The book is a behind-the-scenes look at the Philadelphia Flower Show. It is the story of Bill and Kristine's journey through the flower show and the team they put together to create the designs. The authors call the designs "a Broadway stage of scenic floral design.... We find ourselves experimenting with techniques we could never imagine using under normal circumstance."

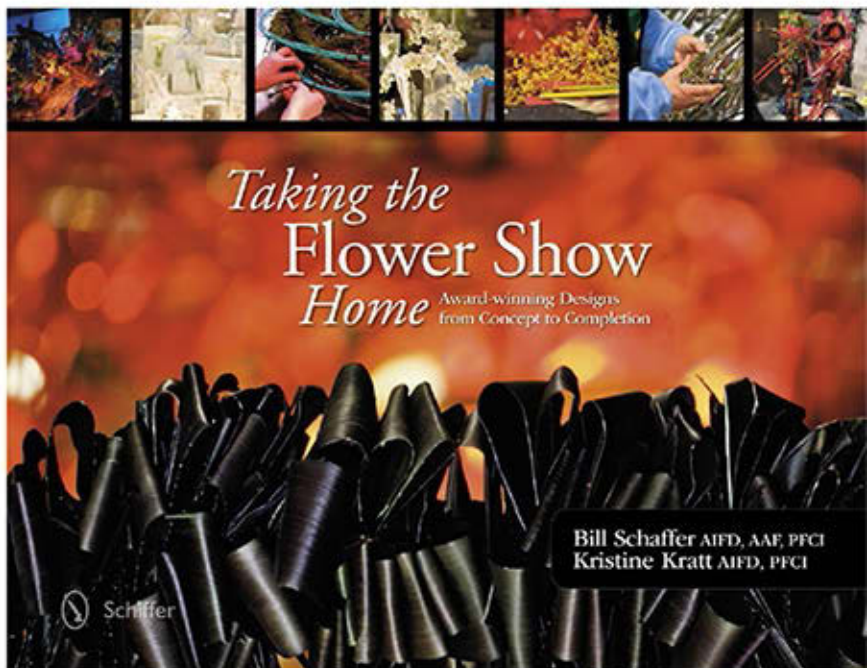
The numerous colored photographs give you up-close looks at sections of the designs and

how they were created. Drawings from the conceptualization process are also included. The text in each section begins with where the idea came from. The text follows through with building process, including problems, how elements of the design were created and through the moving-in process to the flower show itself and the final set up.

The last two pages of each chapter show how to do a smaller design on that theme. The materials and flowers needed are listed, as well as an interpretation of what the design represents and how it relates to their larger design, and, finally, how to construct the design.

Sam Hemheney, Senior Vice President for Shows and Events of the Pennsylvania Horticultural Society, said in the foreword, "Every exhibit by Schaffer Designs transports viewers to another world, from the dreamy depths of the ocean floor to a red-hot volcanic eruption. All told through fantastic design and boundless, wild imagination."

This is an interesting book for anyone who has participated in a flower show, or just visited one. It gives a backstage look at the work that goes into the exhibits with an eye to the wonder of them.



FOOD GROWN RIGHT, IN YOUR BACKYARD

A BEGINNER'S
GUIDE TO
GROWING CROPS
AT HOME

COLIN
MCCRATE
& BRAD
HALM

CO-FOUNDERS
OF SEATTLE
URBAN FARM CO.

PHOTOGRAPH BY KELLY BAIL



Food Grown Right, in Your Backyard: A Beginner's Guide to Growing Crops at Home by Colin McCrate & Brad Halm, Seattle: Skipstone, an imprint of Mountaineers Books, 2012. Paperback, 320 pp., ISBN-13: 978-1594856839, \$24.95.

Colin McCrate and Brad Halm are co-founders of Seattle Urban Farm Company. Both have been growing food for over 20 years and working in the industry on organic production farms, teaching garden-based environmental education, managing residential landscapes, and leading urban farming workshops.

The book is divided into five parts. Part I is entitled "Garden Profiles" and gets you to think about your site and what you want from your garden. Five vegetable gardens are profiled—from the large-scale gardens to growing vegetables in pots. Part II, "Building a Garden," gets into the basics of choosing a site—determining the size, designing the beds, preparing the soil, and watering and irrigation ideas. Basics of gardening success are in Part III—"Garden Knowl-

edge." The focus is on basic botany and plant culture, as well as information on climate and crop planning, garden tools, composting, fertilizing, and basic gardening skills.

If you know the basics, the last two chapters contain the "meat" of the garden—the vegetables. Part IV, "Crop Profiles," discusses annual and perennial vegetables, herbs, flowers in the garden, and berries. In each section, the plants are listed alphabetically and include what you eat, recommended varieties, hardiness, mature plant size, pests and diseases. The section on "Flowers in the Garden" highlights edible flowers, such as nasturtiums and calendulas, and also mentions a few, such as marigolds, that are not edible but work well as companion plants.

Part V, "More Garden Knowledge," deals with what to do each month during the growing season and gives information on garden problems and solutions and finally what to do with your

garden in winter, including clean up, cover crops and planting winter crops.

If you are new to vegetable gardening, the month-to-month guide is a great help to keep on top of the process, and some tables have a space where you can write in the planting dates for your particular area.

The book is clear, concise, and beautifully illustrated. Even the more technical sections are presented in "layman's terms," so even if you are new to gardening you will understand them. The photographs make understanding the text easy. Additional tables throughout the text also help, including one giving materials for composting. Because of the way the information is laid out, it won't matter where you live, you will still be able to use the information. If you wish to plant a vegetable garden, this is easily one of the most useful books I've seen.

"Is the spring coming?" he said. "What is it like?"

"It is the sun shining on the rain and the rain falling on the sunshine."

—Frances Hodgson Burnett, *The Secret Garden*

Principles of Ecological Landscape Design by Travis Beck, Island Press, Washington & London, 2013, Large paperback, 296 pp., ISBN-13: 978-1597267021, \$40.00.

Author Travis Beck is a registered landscape architect and LEED Accredited Professional with a Master's degree in Horticulture from Ohio State University. He is also Landscape and Gardens Project Manager with the New York Botanical Garden.

The book is divided into ten chapters with a bibliography and index at the end. The first three chapters offer the basics of plants and plant communities and cover "Biogeography and Plant Selection," "Working with Plant Populations" and "The Struggle for Coexistence." These chapters show that it is not putting the right plant in the right place, but "matching plants to their intended environment, which ensure that the plants will be healthy, grow well, and need a minimum of care." The chapters point out "how to create diverse populations" and to "design plantings modeled on natural communities" and concludes that "we should pay attention to which plants are more competitive than


others and place equally competitive plants side by side and less competitive plants out of harm's way."

The next two chapters focus on design: "Designing and Managing Ecosystems" and "Biodiversity for High-Functioning Landscapes." The author notes that, "It is no longer enough for designed landscapes to look good and to include spaces for activities, they must function as ecosystems.... Ecologists have proven that ecosystem function is tied to biodiversity and is a necessity."

There are two chapters that cover "Promoting Living Soils and Healthy Waters" and "Integrating Other Organisms." In these chapters, Mr. Beck points out that "one of the most incredible ecosystems has long remained invisible, though it is right beneath our feet. In the landscape world there is a tendency to treat soil as a crude substrate into which to stick plants. This approach fails to recognize the complexity of the soil ecosystems, and if we want our designed ecosystems to function fully, we need to find ways to incorporate organisms and species into them."

The final chapter sums up the premise of the need for "Creating Landscapes for an Era of Global Change." Mr. Beck says that "managing ecosystems to achieve or maintain a desired stable state requires a delicate touch." Today, we are looking for landscapes that are beautiful, functional, and sustainable, and this book presents some of the answers.

This is not a casual read, but more textbook in format. For those who are into landscaping and want to be able to be more ecologically friendly, they will find loads of information in this book. It would also be a very interesting read for both Landscape Design Council and Environmental Council members. Note: the publisher is giving a \$40 price, but Amazon was showing it at \$80.





GROW YOUR OWN FOR KIDS



Grow Your Own for Kids by Chris Collins & Lia Leendertz, Mitchell Beazley, a division of Octopus Publishing Group Ltd, London, 2012. Hardcover, 112 pp., ISBN-13: 978-1845335106, \$14.99.

Author Chris Collins is Kew Gardens-trained and the BBC's Blue Peter gardener since 2004. His Royal Horticultural Society Campaign for School Gardening gave over one million children in the UK access to school gardens. Author Lia Leendertz writes about gardening for several UK publications. She is also an author of gardening books and her blog, "Midnight Brambling," was chosen by Garden Media Guild as blog of 2011.

This is a lovely book for parents and grandparents who would like to garden with children. Divided into six sections, the book begins with a section to the adults on getting started, "Let's Get Growing!" The following five chapters show how kids can sow and grow ten easy vegetables in beds, containers, or window boxes. Chapters two, "You're going to be a great gardener!" and three "Get growing," are the basic gardening chapters, from sowing seeds, planting the garden, watering, and harvesting. Chapter

four, "Projects to grow your own," is full of fun ideas to do with children—a window box herb garden, growing giant pumpkins, making a pizza garden (you'll have to get the book to find out what this is), and even a section titled "Grow your own fruit salad." Chapter five, "Be A Green Gardener," explains about the balance in nature, how to attract pollinators, and includes information for making a bird house and a small water feature. The sixth chapter, "Oh no! What has happened?" talks about insect problems, diseases, companion planting with flowers, and fun projects with scarecrows and other ideas to scare away birds from the garden.

This is an easy-to-read book, and children from fourth grade on will be able to read it themselves. There are lots of pictures to help explain and show results. There are 30 easy-to-follow projects in the book with simple step-by-step instructions. It doesn't matter the size of the garden or the age of the child, there is something for every child to enjoy in the book.



The National Gardener

Winter Issue - Jan-Feb-Mar

Will be mailed January 1

Spring Issue - Apr-May-June

Will be mailed April 1

Summer Issue - July-Aug-Sept

Will be mailed July 1

Fall Issue - Oct-Nov-Dec


Will be mailed October 1

Deadline

for the Summer Issue

Copy due by May 1, 2014

Escuela de Exposiciones de Flores

 El *Manual de Exposiciones de Flores*, Edición 2007, página uno, declara los cuatro propósitos de una Exposición Estándar de Flores. Existe una razón por la cual estos cuatro objetivos se encuentran en la primera página de nuestra guía, y no escondidos en alguna parte del texto. Los Jueces del NGC son responsables de concretar estos elevados ideales para todos los miembros de los clubes de jardinería. Debemos compartir lo que hemos aprendido ofreciendo dirigir y apoyar los esfuerzos de nuestros clubes. Trabaja con los directivos de tu club para proporcionar oportunidades de educación, estimular el interés en horticultura y diseños floral, fomentar la creatividad y demuestra al público de qué manera tu club está implementando los objetivos de NGC para lograr cambios en la comunidad. Una manera de educar a otros es invitarlos a las escuelas. No limite la asistencia a solamente estudiantes y Jueces. En la publicidad de un simposio aclara que "Todos son bienvenidos, aunque solamente Jueces NGC pueden tomarlo como crédito de renovación".

Hace más de un año que el Puntaje de Diseño fue acomodado para que 10 puntos sean exclusivamente para la Conformidad del Tipo de Diseño. Dado que no se ha comprendido totalmente, este cambio continúa causando molestias, malestar, incertidumbre, penalizaciones injustas y confusión. La intención original del cambio fue para asegurar que los expositores presten atención a la descripción de la clase, y que todos se adecúen al mismo requisito. Ciertos tipos de diseños ofrecen un desafío mayor que otros. Por lo tanto, si todos los expositores se encuentran ante el mismo requisito, el nivel de dificultad será igual para todos.

Las reacciones recibidas de cómo los Jueces NGC responden a este requisito

varían de un extremo a otro: desde ignorar totalmente el cambio, a buscarle fallas menores en el diseño. Ninguna de las dos respuestas justifica la intención de la regla. Esto no es lo que deben hacer los Jueces NGC. Debemos respetar las directivas del Manual, implementando estas reglas igual que cualquier otro cambio que aparezca en *The National Gardener*. Los Jueces NGC no pueden crear sus propias reglas. Si el diseño conforma al tipo pedido, se otorgan los diez puntos. Si no llega a cumplir con los requisitos básicos, entonces se quitan los diez puntos. No se permite penalizar solamente una porción de los diez puntos.

El concepto de la conformidad con el tipo de diseño no significa que el diseño sea perfecto. El diseño artístico debe ser reconocido como el intento de retratar el tipo de diseño pedido. No dice que el intento debe estar bien hecho. Se otorgan los diez puntos por el intento de cumplir con los requisitos del tipo de diseño. Las faltas por ciertos defectos pueden ser analizadas bajo otras categorías en la escala de puntajes de diseño. El que redacta el programa puede evitar los problemas siendo muy cuidadoso al describir la clase. En vez de especificar un tipo de diseño, permita que el expositor elija un tipo de diseño que mejor interpreta el título de la clase.

No se debe ignorar el poder de atracción que tiene para los visitantes, la División de Exhibiciones Especiales en una Exposición Estándar de Flores. Para los que no tienen experiencia en el diseño y en el cultivo, las ideas transmitidas en esta división de la exposición pueden ser muy interesantes. No solamente los miembros de los clubes pueden presentar exhibiciones educacionales, sino que grupos de afuera también lo pueden hacer. Utilice la División de Exhibiciones Especiales como parte importante de la exposición, y no solamente como un agregado.

■ **Pregunta:** Si un estudiante participa en una escuela o simposio con una exhibición de horticultura o de diseño que ha sido juzgada por tres Jueces Acreditados, puede

contarla como un crédito de exhibir?

Respuesta: MEF págs 227, 231. NO, solamente los Jueces Acreditados pueden contar las exhibiciones presentadas en una práctica de juzgar o examen de un curso EEF o Simposio. Un Expositor Estudiante o Juez Estudiante debe contar créditos de exhibir solamente en Exposiciones Estándar de Flores. Solamente cuando una Exposición Estándar se organiza durante una escuela o un simposio podrá el juez estudiante contar créditos de exhibir por participar en ese evento.

■ **Pregunta:** Procedimiento para la Exposición de Flores requiere dos horas de instrucción por cada uno de los cuatro cursos de la EEF. ¿Cuántas horas requieren Horticultura y Diseño?


Respuesta: MEF pág. 215 – 221 Para la instrucción de Horticultura y Diseño, los cuatro cursos ahora tienen 5 horas cada uno. Tres horas para la instrucción y dos horas para la práctica de juzgamiento por puntaje. Los estudiantes del Curso I deben completar un examen de práctica de juzgar escrito de una hora de una clase de tres exhibiciones, de un tipo de horticultura o diseño estudiado. Los resultados de este examen no son registrados, pero el instructor analiza el trabajo del estudiante, haciendo comentarios constructivos. El instructor proveerá una hoja con Comentarios del Instructor. Dado que este examen de práctica se usa como herramienta de enseñanza, solamente el Instructor hace comentarios. No se requiere un Panel Master.

Para los Cursos II, III y IV, la instrucción será seguida por dos horas de examen de juzgamiento por puntaje, de dos clases de tres exhibiciones cada una. Se requiere un Panel Master. El Instructor compila los comentarios y puntajes para crear una Hoja de Comentario del Panel Master para distribuir a todos los estudiantes, junto con sus exámenes corregidos. Los resultados forman parte del registro permanente de cada estudiante.

—Dorothy Yard, *NGC FSS Chairman*

Flower Show Schools

Spring in the garden is a reminder to us of the wonder of new life!

 *The Handbook for Flower Shows*, 2007 Edition, page one, states the four purposes that a Standard Flower Show serves. There is a reason that those four objectives are listed on the first page of our guide and not buried deep in the text somewhere. NGC Judges have a responsibility to make these lofty ideals real to all garden club members. We must share what we've learned by making ourselves available to lead and support our clubs' endeavors. Work with your club's officers to provide opportunities to educate, stimulate an interest in horticulture and floral design, encourage creativity, and let the public know how your club is implementing NGC objectives to make a difference in the community. One means of educating others is to invite them to attend our schools. Do not limit attendance at schools to only students and Judges. In the publicity for a symposium, make it clear that, "Everyone is welcome to attend, but only NGC judges may take the refresher for credit."

It has been more than a year since the Design Scale of Points was altered to allot ten points exclusively to Conformance to Design Type. Because of the lack of clear understanding, that change continues to plague us, causing unrest, uncertainty, unjust penalties, and confusion. The original intent of instituting the change was to ensure that exhibitors pay attention to class description, and all are bound by the same requirements. Certain design types offer more of a challenge than others. Therefore, if all of the exhibitors meet the same requirements, the difficulty level will be the same.

Feedback about how NGC Judges are responding to this requirement indicates reactions from one extreme to the other:

from totally ignoring the change to nit-picking about minor design faults. Neither response is justified by the intent of the rule. This is not what NGC Judges do. We must respect the directives in the *Handbook* and try to implement these rules as well as any other changes printed in *The National Gardener*. NGC Judges are not free to make up their own rules. If the design conforms to type stated, all ten points are awarded. If it fails to meet the basic requirements, then all ten points are withheld. Penalizing only a portion of the ten points is not allowed.

The concept of design-type conformance does not translate to the design being perfect in every way. The artistic design must be recognized as an attempt to portray it as the stated design type. It doesn't say that the attempt has to be well done. Full points should be awarded for the attempt to fulfill the requirements of the design type. Penalties for certain shortcomings can be noted under other categories on the Design Scale of Points. The schedule writer can avoid problems by careful wording of the class description. Instead of specifying a certain design type, allow the exhibitor flexibility to choose a design type that best interprets the class title.

The potential of the Special Exhibits Division in a Standard Flower Show to draw a visitor's attention should not be overlooked. For novices who have no experience in artistic design and do not grow much horticulture, the ideas conveyed in this division of the flower show may turn out to be the most interesting to them. Not only can garden club members display educational exhibits, but outside groups can participate as well. Instead of an afterthought, use the Special Exhibits as a deliberate part of the Standard Flower Show.

■ **Question:** If a student exhibits a design or a horticulture specimen at a FSS Course or Symposium and it is judged by at least three Accredited Judges, can the student judge count that as an exhibiting credit?

Response: *HB*, pp. 261, 266; No, only Accredited Judges may count exhibits

point scored during a practice or written exam for a FSS Course or Symposium. A Student Exhibitor or Student Judge must earn exhibiting credits only in a Standard Flower Show. Only when a Standard Show is held during a school or a symposium, may the student earn exhibiting credits by participating in the event.

■ **Question:** Flower Show Procedure requires two hours of instruction for each of the four courses of FSS. How many hours are required for the Horticulture and Design portions?

Response: *HB Curriculum*; See pages 246-254. For Horticulture and Design instruction, all four of the courses are now set at five hours for each. Three hours are intended for instruction and two hours for oral, practice-point scoring. Course I students are to complete a one-hour written practice exam on one class of three exhibits of one type of the horticulture or design studied. Results of this exam will not be recorded, but the instructor will critique each student's work and make constructive comments. The Instructor will furnish a printed sheet of Instructor's Comments. Because this practice exam is to be used only as a teaching tool, the Instructor is the sole resource for comments. No Master Panel is required.

For Courses II, III, and IV, the classroom work will be followed by two hours of point-scoring exams on two classes of three exhibits each. A Master Panel is required. The Instructor again compiles comments and scores to create a Master Panel Comment Sheet to distribute to all of the students along with their corrected exams. The scores become part of the permanent record for each student.

—Dorothy Yard, *NGC FSS Chairman*

To become spring, means accepting the risk of winter. To become presence, means accepting the risk of absence.

—Antoine de Saint-Exupéry, *The Little Prince*

Attention: State Treasurers, National Affiliates, & International Affiliates

Section 1. — DUES

a. Annual dues of each State Garden Club shall be fifty cents (\$.50) per capita on all categories of members, including NGC Life Members.

1) Annual dues for State Garden Club membership shall be paid to NGC Headquarters between June 1 and October 31 of that year.

2) Annual dues shall be delinquent after October 31. Notices of dues unpaid as of the Fall Board Meeting shall be given by the NGC Treasurer to the Regional Directors and State Garden Club Presidents at that meeting.

3) State Garden Clubs failing to remit dues by October 31 shall forfeit representation at the NGC Convention.

4) State Garden Clubs failing to remit dues by October 31 shall be excluded from any tabulations used to determine NGC Awards.

5) Additional dues payment for members not included in the original report may be remitted by a State Garden Club to NGC Headquarters prior to March 31 of the following year.

6) State Garden Clubs failing to remit dues prior to June 1 of the following year shall forfeit membership.

b. Dues of each Affiliate Member organization shall be fifteen dollars (\$15.00) per annum payable to NGC Headquarters by October 31. Affiliate Member organizations failing to remit dues by October 31 shall be excluded from any tabulations used to determine NGC Awards and shall forfeit representation at the NGC Convention. Affiliate Member organizations failing to remit dues prior to June 1 of the following year shall forfeit membership.

c. Dues of each National Affiliate Member

organization shall be fifteen dollars (\$15.00) per annum payable to NGC Headquarters by October 31. National Affiliate Member organizations failing to remit dues by October 31 shall be excluded from any tabulations used to determine NGC Awards and shall forfeit representation at the NGC Convention. Affiliate Member organizations failing to remit dues prior to June 1 of the following year shall forfeit membership.

d. Dues of each International Affiliate Member organization shall be twenty-five dollars (\$25.00) per annum payable to NGC Headquarters by October 31. International Affiliate Member organizations failing to remit dues by October 31 shall be excluded from any tabulations used to determine NGC Awards and shall forfeit representation at the NGC Convention. International Affiliate Member organizations failing to remit dues prior to June 1 of the following year shall forfeit membership.

e. Youth Gardener groups shall pay no NGC individual dues.

Section 2. — FEES

One annual fee for all Youth Gardener groups within a State Garden Club or country shall be ten dollars (\$10.00 U.S.) per state or country payable by October 31.



Atención: International Affiliates

d. La cuota anual de cada organización Afiliada Internacional será de veinticinco dólares (\$ 25), a pagar en la Oficina Central NGC antes del 31 de Octubre. La organización Afiliada Internacional que no remite dicho pago antes del 31 de Octubre será excluida de cualquier tabulación utilizada para determinar los Premios NGC, y perderá representación en la Convención NGC. La organización Afiliada Internacional que no remita el pago de la cuota antes del 1ro de Junio del siguiente año, perderá su calidad de asociado.

Flower Show Symposiums

- Rochester, NY** June 2-4
Local Registrar: Lucy Volland, 228 Athens Blvd.,
Tonawanda, NY 14223-1602; 716-833-0494
- Lawrence, KS** June 12-13
Local Registrar: Elaine Holmstrom, 4042 SE
64th Street, Topeka, KS 66605-3052; 785-267-
6316; holmstromek@cox.net
- Durham, NC** June 15-17
Local Registrar: Jinny Marino, 16104 Morehead,
Chapel Hill, NC 27517-8480; 919-969-0022;
jinny1@nc.rr.com
- Houston, TX** June 17-19
Local Registrar: Jody Rogers, 5910 Effingham
Dr., Houston, TX 77035-4144; 817-488-7789;
rogjody@att.net
- Cincinnati, OH** July 8-9
Local Registrar: Jeri Timon, 729 Lullaby Court,
Cincinnati, OH 45238-4819; 513-451-4247;
ja_timon@fuse.net
- Great Falls, MT** July 9-10
Local Registrar: Elaine Dow, 406-788-4190
- Athens, GA** July 20-22
Local Registrar: Linda Ragland, 9571 Highway
52 East, Chatsworth, GA 30705; 770-410-
5819; lindaragland@windstream.net
- Marshalltown, IA** July 28-29
Registrar: Loretta Daisy, 123 S. Woodlawn
Avenue, Lake City, IA 51449; 712-464-3606;
Ldaisy@iowatelecom.net
- Auburn, CA** August 3-5
Local Registrar: Shane Looper, 650-871-0172
- Birmingham, AL** August 20-21
Local Registrar: Sybil Ingram, 154 Sugar Drive,
Pelham, AL 35124; 205-733-9536;
sybil40@charter.net
- Wilsonville, OR** August 26-27
Local Registrar: Georgia Zahar, 1540
Flintridge Avenue, Eugene, OR 97401-1709;
541-686-8397; gzahar@comcast.net
- Cadillac, MI** August 27-28
Local Registrar: Lynn Dinvald, 6802 Spring-
brook Drive, Kalamazoo, MI 49004;
269-343-3827; ydoublelne@aol.com
- West Salem, WI** September 12-13
Local Registrar: Carol Catlin, W5447 Mielke
Road, Menasha, WI. 54952-9737;
920-739-1983; crcat34@gmail.com
- Burlington, VT** October 21-23
Local Registrar: Jane Murphy, 5 Driftwood
Lane, Burlington, VT 05408; 802-862-6067;
jmurphyvt@comcast.net

Flower Show Symposiums

- Elkins, WV** October 23-26
Local Registrar: Brenda Moore, 1709 Edge-
wood Drive, Oak Hill, WV; 304-465-3647;
b_moore@frontier.com
- Cranberry, PA** November 6-7
Local Registrar: Barbara Lotito, 1428 O'Block
Rd, Pittsburgh, PA 15239; 724-327-0501;
bakflflowers@live.com

Flower Show Schools

Course I

- Fort Dodge, IA** May 14-16
Registrar: Sally Allard, 515-576-8680
- Gulf Breeze, FL** May 20-22
Registrar: Shirley Brown, 2700 Andorra St.,
Navarre, FL 32566; 850-939-2617;
sib1016@bellsouth.net
- Reading, PA** May 20-22
Registrar: Jane Centrella, 1965 Yarnall Road,
Pottstown, PA 19464-1626; 610-906-0923;
RayJane8585@yahoo.com
- Derby, CT** September 10-12
Registrar: Liz Stanley, 1220 Copper Hill Road,
N., Suffield, CT 06093; 860-668-5304;
Istangardn@aol.com
- East Brunswick, NJ** October 7-9
Registrar: Louise Davis, 106 Old Denville
Road, Boonton, NJ 07005; 973-402-4043;
ldavis106@gmail.com
- Milford, MA** October 8-10
Registrar: Julie Pipe, 54 Pilgrim Road, Hol-
liston, MA, 01746; 508-429-7646;
juliepipe@comcast.net

Course II

- New Orleans, LA** March 31-April 2
Registrar: Carrie Martin, 123 W. 19th
Ave., Covington, LA 70433; 985 893-3285;
Mart3285@bellsouth.net

Course III

- Great River, NY** May 14-16
Registrar: Marion Romeo, 1860 Park Drive,
Seaford, NY 11783-2220; 516-785-7851;
marionfromeo@aol.com
- Wauconda, IL** May 29-31
Registrar: Laurel DeBoer, 847-526-8320

Course IV

- Oak Hill, WV** April 24-26
Registrar: Kay Allen, 304-574-6079
- Acapulco, México** April 28-30
Contact: Esther P. de Salinas, Risco #254,
Pedregal de San Angel, México D.F. 01900,
México; 52-55-5568-8521; estherp@todito.com

Landscape Design Schools

Course I

- Madison, WI** April 15-16
State Chairman: Gretchen Vest, 262-338-6645
- Wellesley, MA** October 30- November 1
State Chairman: Maureen O'Brien, 9 Erin Way, Dedham, MA 02026; 781-407-0065; greenscapes@hotmail.com

Course II

- East Brunswick, NJ** April 15, 16 & 18
State Chairman: Peggy Koehler, 651 Leah Court, Bridgewater, NJ 08807; 908-526-1309, cell phone: 908-705-0723; koehlerpeggy@yahoo.com

- Ann Arbor, MI** April 30-May 1
State Chairman: Terry Harding, 6287 Summit Ct., Traverse City, MI 49686; 231-947-0568; cell phone: 231-735-4315; wsharding@chartermi.net

Course IV

- Morgantown, WV** May 14-16
State Chairman: Donna L. Davis, 304-684-3136, cell: 304-299-1503

- Helena, MT** May 16-18
State Chairman: Mary Olsen, 15 Doe Lane, Townsend, MT 59644-9652; 406-266-5695; wlmolsen@mt.net

Tri-Refreshers

(ESS, GSS, LDS)

- Glendale, CA** June 6-9
Event Chairman: Julie A. West, 850 Grandview Road, Sebastopol, CA 95472-2390; 707-829-9342; JulieAWest@aol.com

- Ireland** June 17-26
Event Chairman: Bonni Dinneen, 978-455-0875

- Gainesville, FL** June 16-18
Event Chairman: Jeanice Gage, 10819 NW 11th Avenue, Gainesville, FL 32606-5465; 352-332-1596; jeanicegage@cox.net

- Geneva & Canandaigua, NY** September 8-9
Registrar: Mary Kofron, 184 Belmore Way, Rochester, NY 14612; 585-865-4574; mfkofron@rochester.rr.com

Bi-Refresher

(GSS and LDS)

- Philadelphia, PA** May 28-29
Event Chairman: Jo Sellers, 5831 Fitzhugh St., Burke, VA 22015-3627; 703-451-7037; josellers@cox.net

Gardening Study Schools

Course I

- Woodinville, WA** April 22-24
Local Chairman: Marianne Wilkins, 20917 SE 12th Street, Sammamish, WA 98075-9626; 425-391-4284; marianne@msn.com

- Elmhurst, IL** May 7-8
*State Co-Chairman: MaryAnn Brucher, 3821 Florence Ave., Downers Grove, IL 60515; 630-969-4078; brucher7@aol.com
*State Co-Chairman: Jane Johnson, 947 Sycamore Lane, Bartlett, IL 60103; 630-830-0012; janejohnson1941@gmail.com

Course IV

- Niles, MI** April 21-22
Local Chairman: Bobbie Quick, 2442 Dick Street, Niles, MI 49120-9362; 269-684-7772; bquick50@gmail.com

- Weldon Springs, MO** June 17-20
Local/State Chairman: Pat Schnarr, 943 Hemingway Lane, Weldon Springs, MO 63304; 314-488-5316; wppat@yahoo.com

Environmental Studies Schools

Course II

- Lisle, IL** May 20-21
Local Registrar: Leanne McRill, 217 Hackberry Drive, Streamwood, IL 60107; 630-213-2249; LMCRIILL@comcast.net

- Valdosta, GA** June 2-3
Registrar: Avernell Rogers, 1205 Westwood Drive, Valdosta, GA 31602; avernellr@att.net; 229-244-2618; Information at www.sgaenvironmental.com

- Swanton, MD** August 14-15
Registrar: Linda Harris, 3252 Walnut Bottom Rd., Swanton, MD 21561; 301-453-3293; lindaharris355@aol.com

Course III

- Colorado Springs, CO** April 10-11
State Chairman: Gary L. Belew, 1540 Chesham Circle, Colorado Springs, CO 80907; 719-266-6246; gbelew7@gmail.com

- Derwood, MD (NCA)** September 16-17
State Chairman: Lydia Barbour, 717 Kings Lane, Fort Washington, MD 20744; cell phone: 703-282-8924; lydiabarbour@hotmail.com

It's All in the Name

Taxonomy is an evolving sport!

The Milkweed Family, *Asclepiadaceae*, has been completely discarded. It has gone to the dogs—each and every Genus within this Family has moved into the Dogbane family, *Apocynaceae*. I'm not sure if this is good or bad or makes a difference. But this is how it is—for now. Here in New England there are many natives in this family and even an invasive member, called the Black Swallowwort, *Cynanchum louiseae*, which is an important nectar source for Monarchs, but is reputedly toxic to Monarch caterpillars.

The Taxonomists pruned the *Liliaceae* family—moving most of them into the *Asparagaceae* Family. This Asparagus Family started to grow very rapidly. All the former members of the *Agavaceae* Family were moved into this Asparagus patch, for example.

Now that we have finally acclimated to calling our friends from the former *Liliaceae* and *Agavaceae* Families “Asparaguses” many of them—but not all—have been transplanted out of the Asparagus Family into the *Xanthorrhoeaceae* Family. Thankfully, the taxonomists, **for the moment**, have left the Agave in the Asparagus patch where they seem to be doing well.

Included in this new *Xanthorrhoeaceae* Family are the *Aloe*, *Gasteria*, *Haworthia*, *Hemerocallis*, *Kniphofia*, and others. This newly titled *Xanthorrhoeaceae* Family should be easy to remember as it is such a catchy name and so easy to spell.

Other changes have been happening within several Families. Within the *Cactaceae* Family, the taxonomists have given us some new Genera for the *Opuntia*. I'm sure we will all soon be able to remember these new names—*Austrocylindropuntia*, *Brasilopuntia*,

Corynopuntia, *Agave*, *Cylindropuntia*, *Maihueniopsis*, *Marenopuntia*, *Micropuntia*. Others have changed species names.

Lucky for us, many of the *Opuntia* have not been subjected to revision and—for the moment—remain just where they were—in the Genus *Opuntia*, within the *Cactaceae* Family.

As we are aware, plant nomenclature is an evolving sport, with differing opinions as to how the branches on the old family tree should be defined. Currently, the Cladist¹ approach seems to be the accepted method, using molecular analysis to support their research. Ancient authorities and the microscope lens are compared and the data is verified accordingly. The research and updated information is shared with the public on [The Plant List.org](http://ThePlantList.org)—the online collaborative authority for all plant nomenclature, run by Missouri Botanical Garden, Royal Botanic Garden-Kew, and others.

One can access [The Plant List.org](http://ThePlantList.org) directly, or link to it from the individual plants within Plantipedia.

—**Arabella Dane**, *FSS Accrediting Chairman*, (SA & P).

¹**Cladistics** (from Greek κλάδος, *klados*, i.e. “branch”) is an approach to biological classification in which organisms are grouped together based on whether or not they have one or more shared unique characteristics that come from the group's last common ancestor and are not present in more distant ancestors.” Wikipedia



This *Opuntia* is now found within the Genus *Cylindropuntia*.

Monarchs and Milkweed

Unfortunately, *Asclepias tuberosa* is not the preferred milkweed for the Monarch butterfly. The cardenolide that is in the milkweed is too low for the monarch and is one that they will pick as a last resort. Also, the leaves are very hairy, which makes them difficult for the first instar caterpillars to eat when they emerge from the eggs. However, it is a very rich nectar source so we do recommend it to be included in the butterfly garden as it is very drought tolerant; it is just not a first choice for the female to lay eggs on, so other species of milkweed need to be offered. Their favorite is the Common Milkweed, *Asclepias*



Common Milkweed, *Asclepias syriaca*



syriaca, and the Swamp Milkweed, *Asclepias incarnata*. (at least in the Southeast). I have both of these in my yard in massive amounts and have never had any problems with either of them. I also have *tuberosa* but have never had any eggs laid on it. I would refer you to the Monarch Joint Venture website for more information on the different milkweeds, and also to the Monarch Watch website, where they will be selling plugs of milkweed for very reasonable prices that are pesticide free, which you cannot often find in the nursery this spring. We are trying to start a milkweed corridor for the monarchs,

so if you do start a milkweed garden, I urge you to register your garden at the Monarch Watch page as a Monarch Waystation. This way we can keep track of where the different gardens are. If you have any questions, please feel free to email me.

—Trecia Neal, Monarch Conservation Specialist, onbelay722@gmail.com

Trecia has been a biologist at Fernbank Science Center, in Atlanta, Georgia, since 1990. For the last eight years, she has been teaching students and teachers about the wonders of monarchs by teaching Professional Development courses in Michoacán, México, to study the biology and ecology of the Monarch butterfly in its overwintering habitat.

Friendship Garden

In 1989, then NGC President Martha Smith chose as her President's Project the completion of a garden at the U.S. National Arboretum (USNA). That garden was the vision of James van Sweden and Wolfgang Oehme. These two landscape architects, well recognized for their commercial work, wished to exhibit how a beautiful garden was possible on a modest lot with a minimum of effort. They had convinced the Arboretum to locate the garden adjacent to Arbor House, a ranch-style house that was once the home of the Superintendent of Grounds, but now was occupied by staff and the National Capital Area Garden Club's Gift Shop. Oehme, van Sweden and Associates (OvS) contributed the design, and much of the plant material was donated or billed below cost. The landscape pavers were residuals from D.C. streets, and the USNA supplied the labor. Opening in 1987, the garden was an instant success, and the OvS style of planting and reduced maintenance became known as **The New American Garden**. Unhappily, despite the initiation of plans for the garden


to surround Arbor House, only the front was completed. Martha Smith was aware of this and chose to adopt landscaping of the rear and sides of Arbor House for her Project. She emphasized that the completed landscape must increase NGC visibility by not only promoting gardening, but by the use of good landscape design.

For a period of nearly two years, money was raised by NGC Clubs and Regions to fund the Friendship Garden Project. The garden opened with a celebratory dedication in April of 1991. The purpose, again, was to inspire homeowners to create gardens with seasonal interest using simple design principles that would conserve time and resources. Drought-tolerant, disease-resistant specimens and native plants were favored. While flowering plants were essential, so were those with attractive foliage, seeds and fruit. Shrubs with interesting stems, branching, and bark were also selected. The need for deadheading

and staking was avoided, turf grass was minimized, and pesticides were forbidden. The plants chosen included over 200 varieties of herbaceous perennials, ornamental grasses, spring-flowering bulbs, evergreen ground covers, and small shrubs and trees. Employing their now famous New American Style, borders were planted in drifts and waves to replicate a naturalistic look and to highlight the diversity of plant material.



NGC President Linda Nelson stands behind the Pacific Region bench at Friendship Garden.



At top: The New American Garden; Above: Friendship Garden

*The Garden
Shed/Pavilion*



Throughout the garden there are eight teak garden benches representing NGC's eight regions. Each has a permanent label with the region's name and its member states. There are also several teak tables and chairs and market umbrellas to enhance the Arbor House patio.

Within the garden there are several important features. The first is a **garden shed**, originally conceived to provide convenient storage for garden tools and equipment. The architect, Christopher Lethbridge, designed a twelve-foot square building with a cedar-shake roof and four copper "bull's-eye" dormer windows. Definitely elegant as sheds go, it was quickly renamed the garden pavilion. Lethbridge thought its classic lines would inspire home gardeners to think more about the aesthetics and siting of outbuildings. The building was placed off to the side behind a perennial border in a grove of tall white



Split Ritual

oaks. Shuttered panels on each side contain a listing of NGC regions and states and a statement of the purpose of the garden. The front elevation faces Friendship Garden,



*The Baker
Garden*

recently was honored with the 2013 Lifetime Achievement Award from the International Sculpture Center in Manhattan, and her seventh solo U.S. show is scheduled for 2014. "Split Ritual" was purchased for

and its generous eave provides a canopy for built-in bench seating.

"Split Ritual" is a ten-foot high sculpture of four ductile iron shapes at the far end of the garden. These shapes are connected by an eight-foot square iron base. The iron has the look of a rusted surface giving a natural texture to the sculpture, appropriate to the garden. Together the size and placement make a statement, providing a focal point and a destination. The sculpture is the work of Beverly Pepper. Born in 1922, in New York, she enrolled in painting and industrial design at Pratt Institute. She studied and apprenticed in Paris before moving to Rome in the 1950s with her husband, Curtis Bill Pepper, who was *Newsweek's* Rome Bureau Chief. She divides her time between Italy and New York, designing large geometric and abstract pieces, generally for the outdoors. These massive sculptures of steel and iron blend nature with industrial material. Examples are located all over our country, from Seattle to New York, from Minneapolis to Dallas. They also appear in galleries, museums and sculpture parks throughout Europe and the Far East. Living in the Umbria region of Italy since the 1970s, she has continued to create monumental art—even to this day at the age of 91. She

the garden by an anonymous donor.

On either side of a pathway connecting the New American Garden to the Friendship Garden is a third garden. It is quite small and consists principally of container plants. Known as The Baker Garden (above), it was dedicated in 1981 and preceded both the New American Garden and Friendship Garden. Dr. Robert Lewis Baker, for whom the garden is named, was an Assistant Professor of Horticulture and Associate Professor of Botany at the University of Maryland. For 11 years, Dr. Baker had lectured at Landscape Design Study Programs, and students grew to appreciate his search for gardens with the perfect combination of color, form and texture. For him, gardens provided the canvas for beautiful art. His own garden, in Baltimore, was a small repository of unique specimens, displayed in pots of varying heights to maximize space. After his death, members of the National Capital Area LDC elected to memorialize Dr. Baker with a garden incorporating his ideas and principles, and they continue to support its maintenance today. The Baker Garden displays containers, along with favorite plants, many of which were derived from cuttings from his own garden.

Within the 446 acres of the U.S. National Arboretum, there are only two permanent sculptures, both in the gardens surrounding Arbor House. The larger is "Split Ritual" and the smaller is "Demeter." Named for the Goddess of Agriculture, "Demeter" sits atop a pier, slightly below eye level, among nandina and next to a tree peony. Students of Greek mythology will



recall that Demeter's daughter, Persephone, was abducted by Hades, who eventually allowed her to return to her mother each year, but only for the growing season. Coincidentally, the cultivar of the tree peony is 'Persephone.' "Demeter" was installed in The New American Garden, in 1986, as a tribute to Kay Lahr. Kay was a member and former president of her garden club and the first District I Director for National Capital Area Garden Clubs (NCAGC). She was an accredited flower show judge and charter member of the Arboretum Volunteer Guide Service. She worked tirelessly for over 30 years in Fern Valley and for many organizations in D.C. that distributed surplus produce to the needy and hungry. A talented artist, she illustrated USNA publications and designed the NCAGC President's pin. At her death, this sculpture was purchased by NCAGC as a memorial. Our "Demeter," like Kay, is diminutive in stature, but her presence is impressive. She reminds us that the care and nurturing of gardens pays big dividends in knowledge and friendship, as well as in beauty.

Two important trees have been planted in the garden. The first is the "Freedom Tree," a tri-color beech, *Fagus sylvatica*

roseomarginata, dedicated at a ceremony with former NGC President Lois Shuster, in 2002. The tree "honors the victims and all who were directly affected by the tragic events of September 11, 2001." The second is the "Patriotic Tree," a Persian ironwood, *Parrotia persica*, ceremoniously planted by former NGC President Kitty Larkin, in 2006. It "honors men and women who have served the USA in a patriotic way through their civilian and/or military life."

The maintenance of Friendship Garden is provided by donations from NGC members and friends. Money was set aside for this purpose from the original fundraising activity under Martha Smith. It, and continuing contributions from NCAGC members and others, along with the corresponding interest earned, is now administered by NCAGC. This fund pays annually for an intern who works two days a week for approximately six months.

While Martha Smith died in 2006, her memory lives on in this very special garden, which promotes the ideals of gardening artistically and does so in an environmentally responsible way.

—Ellen M. Spencer, *Friendship Garden*
Chairman

Genuine
**ATLAS
GLOVE**

370 Nitrile
Garden Club™

A FUNDRAISING IDEA!

Sell a case of Atlas Garden Club Gloves to your local garden club and easily **make over \$400.00!**

- Mix and match assorted colors and sizes.
- Retail price is \$5.99 or more per pair.
- Your cost is \$2.98 per pair.
- 144 pairs are in a case for a total of \$429.00.
- Free shipping.

Now in 6 Pretty Colors
Grand Hand Protection



PalmFlex
Gloves and Safety Solutions

Atlas is a registered trademark of Showa Glove Co.

For details or order form:

Email gardenclubs@palmflex.com
Phone 800-856-4817

Visit www.palmflex.com/gardenclubs.htm



2015

Vision of Beauty