

A vibrant garden scene featuring a teal door with the number 3, surrounded by lush greenery, pink flowers, and red roses. The door is the central focus, framed by a dense canopy of green leaves and pink blossoms. A path of grey gravel leads towards the door, and a dark, round object, possibly a planter or a small table, is visible in the foreground near the path. The overall atmosphere is bright and colorful, suggesting a well-maintained and inviting garden.

The  
National  
Gardener

Spring 2012

# Glen Cove Collection®

*Handpicked in Maine*

*A unique gathering of dozens of floral note cards  
So realistic they beg to be touched!*

**Boothbay Region Garden Club**



*\* Personalize with your garden club name*

*\* Perfect for gifts, prizes, invitations, special events or personal use*

*\* Available in gift boxes of 8 cards with envelopes*

*\* Cards in quantity at a reduced price*



*Thank you!*



*Order details:*

*[www.glencovecollection.com](http://www.glencovecollection.com)*

*207-633-0965*



# The National Gardener

Spring 2012  
Vol 83, No 2

Quarterly Journal of National Garden Clubs, Inc.

## National Garden Clubs, Inc.

5,737 Garden Clubs  
188,031 Garden Club Members  
50 States and the National Capital Area  
49 National Affiliate Member Clubs  
293 International Affiliate Member Clubs

**Shirley S. Nicolai, President**  
12325 Hatton Point Road, Fort Washington,  
MD 20744-7014

## The National Gardener

**Susan Davidson, Editor**  
102 South Elm Avenue, St. Louis, MO 63119  
Ph: 314-968-1664; susand102@charter.net  
Direct all advertising inquiries to the  
TNG Editor, Susan Davidson

**TNG Circulation, 4401 Magnolia Avenue,  
St. Louis, MO 63110; 314-776-7574**

## NGC Headquarters

Monday-Friday 9:00 am — 4:30 pm CST  
4401 Magnolia Avenue, St. Louis, MO 63110  
Tel: 314-776-7574 Fax: 314-776-5108  
E-mail: headquarters@gardenclub.org  
Internet: www.gardenclub.org

**Michelle Smith, Ext: 14; Executive Director**  
**Teri Virga, Ext: 17; Member Services**  
1-800-550-6007 - Orders Only, Please  
**Bill Trapp, Ext: 12; Accountant**  
**Michelle Chapman, Ext: 11; Accounting Assistant**  
**Kathy Romine, Ext: 15; Administrative Assistant**  
**Katie Roth, Ext: 10; School Secretary**

*The National Gardener* (ISSN: 0027 9331) (USPS: 595-500) is published quarterly by National Garden Clubs, Inc., 4401 Magnolia Avenue, St. Louis, MO 63110-3492 U.S. Subscription Rates: 1 year: \$6.50; 3 years: \$18. Foreign Subscription Rates: 1 year: \$15; 3 years: \$30. 1 year subscription outside continental U.S., including AIR MAIL: \$29; 3 year subscription outside continental U.S., including AIR MAIL: \$73. Change in name/address - \$1. Single copy - \$2. Postmaster: Send address changes to *The National Gardener*, National Garden Clubs, Inc., 4401 Magnolia Avenue, St. Louis, MO 63110. Periodicals postage paid at St. Louis, MO. Send all subscriptions, changes of address and inquiries to: Circulation Department, NGC, 4401 Magnolia Avenue, St. Louis, MO 63110-3492; Telephone: 314-776-7574

## Table of Contents

President's Message	2
2012 NGC Convention	4
Protecting Our Aquatic Ecosystem	8
The Moon's Influence on Plants	10
Garden Magazines	12
USDA Hardiness Zone Map	13
GMOs or Organic Foods?	14
Member Services	17
Plantings for Public & Special Places	18
NGC Schools News	19
Gardening Study	20
Blue Star Memorial Markers	22
Flower Show Schools	24
Environmental Studies	30
Historic Gardens	31
NGC Roster Changes	32
NGC Schools and Courses	34
Landscape Design	41

## The Cover

### Buffalo In Bloom

Renowned for its lush urban gardens,  
Buffalo will be abloom in its spring finery to  
welcome NGC Convention visitors.

Photograph: Jim Charlier

# President's Message

NGC: Proudly Serving Our Members and Communities

In late January your NGC Executive Committee, along with Executive Director Michelle Smith, met in Albuquerque to consider recommendations from board members and other business on your behalf. We had meaningful discussions and were recipients of enjoyable experiences and favors by New Mexico Garden Clubs, Inc., State President Shirley Tetrault and Chairman Suzy Andregó. A balloon



launch was planned, but was abandoned due to rising winds. Some of us helped stash the huge five-story balloon back into its seemingly tiny basket, getting some needed exercise.

As we all know, the informal aspects of garden club enable members to know each other as individuals and to forge stronger bonds. This was true in Albuquerque, just as it is with local, district and state garden club events. At all levels of our organization we should seek to provide situations where caring for one another can be the outcome. Spring is a perfect time to initiate some informal quality garden club time.

Spring is also a time when garden clubs become more visible in their communities with beautification projects. We can make our communities more aware of our efforts by inviting non-members to help with planting or maintenance. They just may decide to join us, especially if we ask and make them feel wanted.

With project work surfacing during spring, now is the time to research Award Rules

and then gather information and photos for award applications. The Plantings for Public and Special Places Project (Gardens with Edibles, Container Gardens and Trees and Shrub) offers cash awards for both 2012 and 2013; the application deadline is April 1st. The Protecting Aquatic Ecosystems Project will offer cash awards once in 2013. The application deadline is March 15th.

There are numerous other NGC awards, as well. Although digital applications are easier for a growing number of our members, mailed applications are certainly acceptable.

Please give yourself a treat by visiting [www.gardenclub.org](http://www.gardenclub.org). You will like the updated website design and the opportunity to shop on-line for exciting new and continuing Member Services items. Please also consider attending our upcoming Buffalo Convention, which is open to all NGC garden club members. And remember to celebrate National Garden Week, June 3-9, 2012.

Recently, I met Jane L. Taylor, an eminent advocate and designer of children's gardens. I close with her inspirational words, "Imagine an earth where all gardens are fun, and children will blossom as bright as the sun."

With appreciation and best garden club wishes,

*Shirley S. Nicolai*



# *Garden Club*

# *Insurance*

Liability Plus \$265.00

Bonding Plus \$83.00

Directors & Officers Liability Plus \$88.00

Accident Medical Plus \$123.00

Property Plus \$100.00

[rvnuccio.com](http://rvnuccio.com) or 1-800-567-2685

**Underwritten by**



**RVNA**  
RV NUCCIO & ASSOCIATES, INC.



NATIONAL GARDEN CLUBS, Inc.  
"EXPLORE THE WONDERS"

Buffalo  
Niagara  
2012

THE 83<sup>RD</sup> ANNUAL CONVENTION  
MAY 18-19, 2012



The beautiful  
gardens of the  
Queen City.  
Above:  
The Victorian  
Conservatory  
at the Buffalo  
Botanical  
Gardens.  
Photographs:  
Jim Charlier



# Buffalo

The Queen City of  
the Great Lakes

**B**uffalo in mid-May is lovely to behold. The abundant flowering trees and shrubs are a delight to see and many, such as the lilacs, are a treat for the olfactory sense as well. There are some Buffalo gardeners who plant "Spring Gardens" full of early, mid, and late-blooming bulbs. These gardens produce an array of enchanting colors for your enjoyment.

For convention attendees who have selected any of the many tours, which include **Forest Lawn Cemetery**, **Niagara Falls State Park**, **Frank Lloyd Wright's Martin Darwin House**, the **Buffalo & Erie County Botanical Gardens**, Ontario's **Horticulture School**, or the **Naval and Military Park** on the waterfront, they will have a special treat in store in the realm

Photograph: Jim Charlier



Photograph: Visit Buffalo Niagara

of horticulture. The Botanical Garden's striking 1900 tri-domed **Victorian Conservatory** is just one example of the gems included on the tours. There are eleven interconnected greenhouses based on the Buffalo Meridian—a line circumventing the globe, which takes you from a Panama Cloud Forest to the Florida Everglades, and onward. This conservatory is situated in the Frederick Law Olmsted-designed **South Park Arboretum**.

Buffalo is often referred to as a city of gardens. This can be verified by any attendee of The National Garden Festival, in Buffalo, June 22 to July 29, 2012. It is a five week garden party culminating in "Garden Walk Buffalo," a two-day event of 300+ open gardens and more than 40,000 garden viewers.

I urge anyone who has not registered for a tour offered at the 2012 Buffalo Convention to reconsider. Buffalo has art, architecture, history—and gardens—all in abundant supply. Do not miss out.

—**Babbidean Urban Huber**, 2012  
*National Convention Chairman*

*At left: A Buffalo garden;  
Above: Nike of Samothrace at Frank  
Lloyd Wright's Martin Darwin house.*



Photographs: Visit Buffalo Niagara

**NGC Tours will include (clockwise at top): Niagara Falls; Louis Sullivan's ornate Guaranty Building; Buffalo and Erie County Naval & Military Park; Burchfield Penney Art Center; and the Erie Basin Marina Test Gardens on Buffalo's downtown waterfront.**



# Welcome to Buffalo/Niagara

Members of the Federated Garden Clubs of New York State are excited and ready to welcome all to the 2012 National Garden Clubs 83rd Annual Convention. The Adam's Mark Hotel, in Buffalo, New York, is the place to be May 16 through May 20, 2012. The schedule is so full that only highlights can be shared in this brief summary.

It has been twelve years since the last National Flower Show. This is your invitation to not only experience one but also to win a ribbon if you enter. Mary Ann Ferguson-Rich and her committee have put together "An Empire of Wonders," a Standard Flower Show, sponsored by the Ohio Judges Council, the Federated Garden Clubs of New York State, and National Garden Clubs, Inc. It promises to be outstanding. The Flower Show Schedule may be found on the NGC web site: [www.gardenclub.org](http://www.gardenclub.org)

"Match the Music," the Life Members Banquet, is open to all. There will be designs presented by the National Flower Arrangers all corresponding to music by American composers.

Michael Shadrack, an internationally known Hosta expert from Great Britain, opens the convention with a program on the inside workings at Chelsea. Ricardo Costa, premier designer and instructor, from Rio de Janeiro, will entertain you at the Design Banquet.

*A garden is a grand teacher. It teaches patience and careful watchfulness; it teaches industry and thrift; above all it teaches entire trust.*

~Gertrude Jekyll

NATIONAL GARDEN CLUBS, INC.  
"EXPLORE THE WONDERS"



THE 83<sup>RD</sup> ANNUAL CONVENTION  
MAY 18-19, 2012

There are seminars galore to attend, eight great tours planned, plus an educational tri-refresher.

Our Convention Committee, under the leadership of Babbidean Urban Huber as Chairman, and Barbara Campbell and Judy Tuchulski-Zon as Vice Chairmen, has enjoyed putting together standout events for your pleasure as well as edi-

fication. Plan to attend and join us for fun, fellowship and good times as we "Explore the Wonders" in Buffalo/Niagara.

—Pam Foehser, *President, Federated Garden Clubs of New York State*

## Calling All NGC Life Members

**What:** Register to attend the Life Membership Banquet at the 2012 NGC Convention.

**Where:** Buffalo, New York

**When:** May 17, 2012, Thursday evening, 7:00 P.M.

**Who:** All Life Members and Guests are Welcome

**Presentation:** New Life Members

**Program:** A wonderful musical program entitled "Match the Music"

Don't miss out. See you there.

—Gloria Blake, *NGC Life Membership Chairman*



# Protecting Our Aquatic Ecosystem

## One State at a Time

The western United States enjoys some of the most beautiful alpine lakes and rivers with crystal clear water, but for how long?


**Lake Tahoe**, located between California and Nevada is the second deepest lake in the United States at 1,645 feet, and the 16th deepest lake in the world. Only parts of the lake are protected by the U.S. Forest Service. Because of its cobalt-blue beauty, it is one of the most popular year-round locations for tourists, and it has an ever-growing population. Private homes, hotels and condos now occupy most of the remaining shoreline. The lake was formed about two million years ago, but during the last century the amount of pollutants in the lake has worsened due to accelerated inputs of nutrients. Rain water and melting snow refill the lake's water level, but surface water drains away or evaporates, leaving the sediments behind. Declining water clarity shrank water visibility from 105 feet in 1967 to 70 feet in 2008.

**Oregon's Crater Lake** (deeper than Lake Tahoe, at 1,949 feet) and **Lake Coeur d'Alene**, in Idaho, share the same problems as Lake Tahoe. These are probably the best known lakes in the Pacific Region, but, like most other regions of the

United States, all lakes are battling the ever increasing pollutants, mostly caused by people.

This year is the 20th anniversary of the National River Cleanup campaign. There are 322 river cleanup locations across the United States where 60,000 volunteers collected a record two million pounds of trash this year. Even with this effort, many rivers are in need of help. Of the 10 most endangered rivers in 2011, six of them are east of the Rocky Mountains. An example is the discharge of 1.2 billion gallons of non-disinfected sewage effluent that daily is dumped into the **Chicago River**. It is a threat to public health and our wildlife. Eventually, litter and debris end up in the **Atlantic or Pacific Ocean**, or the **Gulf of Mexico**.

The average home owner uses 10 times more chemicals per acre than our farmers do. Do we really need five applications a year to fertilize our lawns? Do we have to kill every bug or weed with chemicals so strong that it requires wearing a face mask and gloves to use it?



*Lake Tahoe is the second deepest lake in the United States at 1,645 feet.*

Garden Clubs can help! We should be promoting alternatives to chemicals for our members and the general public. We should consider ideas such as educational displays in public buildings, displays at our flower shows, and at our schools. It is particularly important that our next generation understands the impact of pollutants in our water system and lakes.

Hours of educational reading material are right on your home computers. For example, simply type in *Water Pollution*, followed by *Aquatic Ecosystems* and *EPA Home or American Rivers*. You can enter where you live, or search any town, river or lake to see what is happening in your state—and see how you can get involved.

—Sandra Ford, *Protecting Aquatic Ecosystems Committee*

## Memorial Garden Is Installed & Dedicated in Delaware

The Memorial Garden at the Center for Families of the Fallen, at Dover Air Force Base, in Dover, Delaware, has been installed and dedicated.

The purpose of the garden is to provide a private outdoor garden space for family members who come to Dover to receive the body of their fallen military loved one. Dover Air Force Base is our nation's only stateside military mortuary. Virtually all military casualties outside the U.S. come to Dover to be prepared for burial and returned home.

The garden is adjacent to the new Center for Families of the Fallen which is lovely and inviting inside, but until a few weeks ago, the grounds were bare and lacked privacy. Just over a year ago, the Delaware Federation of Garden Clubs received a letter from the Secretary of the Air Force accepting the garden gift. Rodney Robinson, a local landscape architect with a national

reputation for designing public, private, and historical garden spaces, was engaged to create a conceptual garden design. So we set about to raise the money we needed. To our amazement, contributions came in abundance with lightning speed.

Due to the national significance of this project, we received support for the garden from all across the country, including 365 gifts from National Garden Clubs' state federations and individual clubs from 35 states. We are deeply indebted to Renee Blaschke, our NGC immediate past president, for helping us spread the word about the project and to our sister garden clubs for their extraordinarily generous support of our effort.

Since the garden is a private space, not open to the public, Delaware Federation of Garden Clubs had a video made which, among other things, includes photos of the garden. The video along with photographs will be posted on our web-site [Memorial-Garden-dover.org](http://Memorial-Garden-dover.org) and copies will also be available to purchase. The Donor Book mentioned above may be purchased at: <http://bit.ly/memorialgardenbook>

This garden project has been so successful, Regina Brown, our new President of Delaware Federation of Garden Clubs (DFGC), will be working with Dover Air Force Base and the DFGC Board to develop a plan for a Phase 2. We will certainly keep you posted as those plans develop.

Among the many letters we received that accompanied contributions, a man wrote that he "hoped that someday a family member would walk though this garden and feel comforted, and he could know that he had a part in it." We believe this is the core desire that motivated all of us who were privileged to provide this garden. We know the Air Force will be good stewards of this garden for the family members of our fallen heroes to whom the garden is dedicated. Again, we thank you for your extraordinary support of this garden.

Submitted by

—Joy Ericson and Donna Curtis, *Memorial Garden Project Co-Chairmen*

# The Moon's Influence on Plants: Truth or Myth?

by Patricia de Nasrallah  
NGC FSS Horticulture Instructor  
Tampico, México

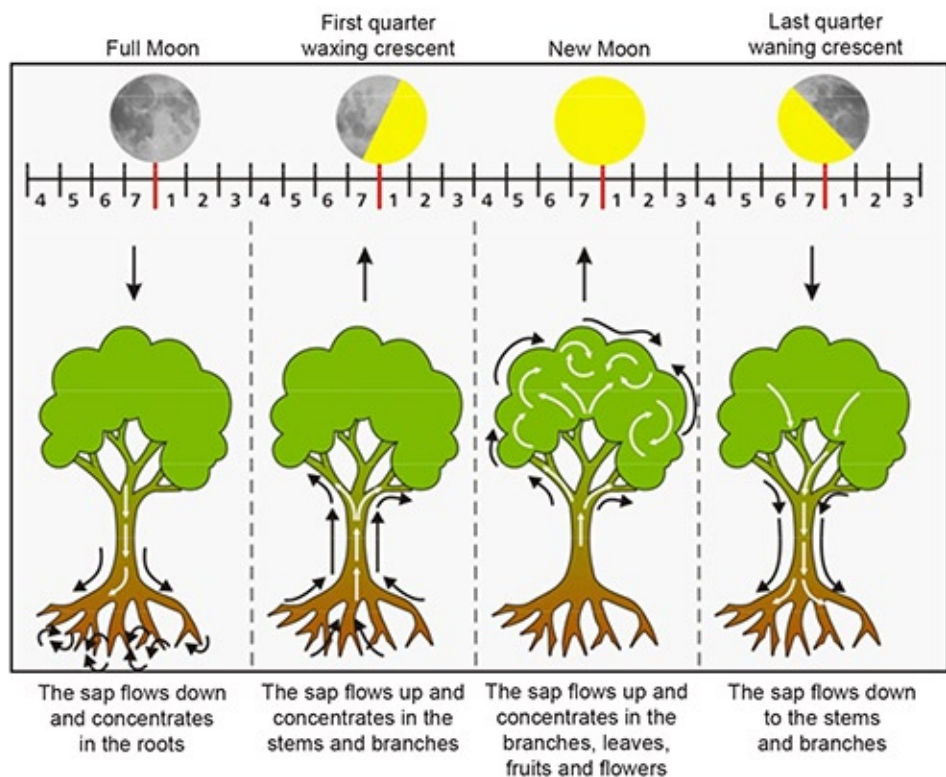
Some ancient civilizations based their horticultural practices on the influence of the planets, and especially the moon. Let's analyze if this information could be true or it is just a tale. Actually it is assumed that the factors of luminosity and the strength of the gravitational pull of the moon are the most important factors that influence the earth.

It is believed that the moon's elliptic form

has a gravitational pull over the earth, and during the period when there is less distance between the moon and the earth, the attraction does become much stronger. Therefore, the different positions of the moon affect the raising and lowering of the tidal height of the ocean.

Not only the ocean tides are affected, it also alters underground water and the movement of liquid within the plants. This phenomenon influences the movement of the sap, which ascends and descends from the highest part in the plant to the roots depending on the moon's oscillation.

The intensity of the photosynthesis has been proven to increase as the moon moves from its crescent position to a new moon, which affects the period of time of three days after its crescent, to three days after the new moon. This occurrence (waxing and waning) is attributed to the increase of the intensity of



the moon's luminosity over our planet.

As an example, when lumber intended for architectural use is cut during the period of moon's crescent to the full moon, the fibers are opened and loaded at its maximum with water; the wood fibers when drying become spongy, light in weight and turn out to be less resistant. On the other hand, if the lumber is harvested during the three days after the full moon, the wood will be stronger, because the fibers have less water and get sealed; making the wood more resistant to insects and it will last longer.

In addition, if trees and canes grown for sugar syrup are harvested during the moon's crescent, when the sap has higher water content, it will result in obtaining more quantities of sap, and will have a higher sugar content as well as a better flavor.

The moon and the earth have shared their existence and it is believed that the moon is older than life on our planet; therefore, the earth and humans are also somehow influenced by its magnetism. Do you believe that this phenomenon is true or just a myth?

—Patricia de Nasrallah, *NGC FSS Horticulture Instructor, Tampico, México*

## Butterflies

Butterflies come in a variety of sizes. The world's smallest known species, the blue pygmy, found in southern California, has a wingspan of just over half an inch. The largest species, New Guinea's Queen Alexandra's birdwing, can measure up to twelve inches from wingtip to wingtip.

The average lifespan for an adult butterfly is 20 to 40 days. Some species live no longer than three or four days; others may live up to six months.

Antarctica is the only continent on which no butterflies have been found.

—defenders.org



**WEDGIE®** is used in planting pots and windowboxes to eliminate spilled dirt and time-consuming clean-up. Rocking this wedge-shaped tool back and forth in the potting soil creates a hole for each plant. Easier on wrist and fingers than using a trowel. Make furrows for seed planting by tamping **WEDGIE®** down in loose soil. Better Homes and Gardens named **WEDGIE®** one of their 20 favorite garden picks. Visit: [www.wedgie.biz](http://www.wedgie.biz) or order with \$17 check to: Wherry Enterprises, 1 E. Schiller, Suite 5D, Chicago, IL 60610.



## USDA Plant Hardiness Zone Map



The 2012 USDA Plant Hardiness Zone Map is the standard by which gardeners and growers can determine which plants are most likely to thrive at a location. The map is based on the average annual minimum winter temperature, divided into 10-degree F. zones.

For the first time, the map is available as an interactive GIS-based map, for which a broadband Internet connection is recommended, and as static images for those with slower Internet access. Users may also simply type in a ZIP Code and find the hardiness zone for that area.

—[www.usna.usda.gov/Hardzone/](http://www.usna.usda.gov/Hardzone/)

# Garden Magazines

A Treasure Trove of Useful  
and Interesting Information

Many years ago when I was tending a nice little *Euonymus* plant in my yard I was puzzled by a sort of whitish "bloom" over the surfaces of the leaves. Now what? I pondered, and proceeded to move along in the garden snipping off spent blooms and pulling up weeds between plants. Later that morning I brought in my mail, which included a gardening magazine, one of two that I subscribed to at the time. Talk about timing! That evening I opened the magazine and one of the featured articles was on, yes, you guessed it, *Euonymus* scale! I stopped right there and began reading and I soon felt well-informed on how I should handle the problem right in my own backyard.

Thinking about the information later, I realized that the garden magazine had saved me time and money in solving my *Euonymus* problem and had educated me somewhat beyond that as well; I was now a more knowledgeable gardener because, of course, I had read most of the other pages in the issue and had gotten some good ideas for my incipient shade garden and some clever ideas for some bright summer blooms in my front yard.

If you spend a reasonable amount of your time in the garden, I'm sure you have had a similar experience, so I would like to direct our comments to our newest garden club members and encourage them, and other club members, to subscribe to any or several of our fine selection of available gardening magazines. Subscription cards are in every issue so just ask other members to provide you with one when getting opinions on their favorites.

One reason our garden magazines will be especially helpful in the coming months is the fact that the Plant Hardiness Zone Map for growing plants in specific locations

in our country has been modified recently. The map divides the country into 13 zones, each of which is further divided into 5° temperature ranges. Most gardeners use the map to determine plants suitable for their zone. The original map was established by the U.S. Department of Agriculture, in 1990, based on weather maps of that time. Since then, as you know, we have been experiencing some warmer conditions as reported by climatologists and others concerned about "global warming." Whether these weather map changes support such climate change remains to be seen, but the newly released hardiness maps show that most areas are about 5° warmer, and nurseries are encouraging the growing of some varieties of plants in new areas. I expect to see more azaleas and rhododendrons appearing in my mid-Michigan inland area whereas formerly they were comfortably tolerant only of the Lake Michigan area immediately to the west. In general, greenhouse and nursery salespeople nationwide are going to be delightfully challenged trying to inform their customers of some of the plants newly available in their areas. And isn't it going to be exciting and fun to grow these new plants and varieties? I'm sure our gardening magazines will be up to the challenge of informing us, their readers, in some exciting articles about plants that may now be grown successfully in our gardens. I can hardly wait to see their suggestions!

—Donna Schumann, past NGC Gardening Study Schools Chairman



*For winter's rains and ruins are over,  
And all the season of snows and sins;  
The days dividing lover and lover,  
The light that loses, the night that wins;  
And time remembered is grief forgotten,  
And frosts are slain and flowers begotten,  
And in green underwood and cover  
Blossom by blossom the spring begins.*

~Algernon Charles Swinburne, 1890

# Attention: State Treasurers, National Affiliates, & International Affiliates

## Section 1. — DUES

a. Annual dues of each State Garden Club shall be fifty cents (\$.50) per capita on all categories of members, including NGC Life Members.

1) Annual dues for State Garden Club membership shall be paid to NGC Headquarters between June 1 and October 31 of that year.

2) Annual dues shall be delinquent after October 31. Notices of dues unpaid as of the Fall Board Meeting shall be given by the NGC Treasurer to the Regional Directors and State Garden Club Presidents at that meeting.

3) State Garden Clubs failing to remit dues by October 31 shall forfeit representation at the NGC Convention.

4) State Garden Clubs failing to remit dues by October 31 shall be excluded from any tabulations used to determine NGC Awards.

5) Additional dues payment for members not included in the original report may be remitted by a State Garden Club to NGC Headquarters prior to March 31 of the following year.

6) State Garden Clubs failing to remit dues prior to June 1 of the following year shall forfeit membership.

b. Dues of each Affiliate Member organization shall be fifteen dollars (\$15.00) per annum payable to NGC Headquarters by October 31. Affiliate Member organizations failing to remit dues by October 31 shall be excluded from any tabulations used to determine NGC Awards and shall forfeit representation at the NGC Convention. Affiliate Member organizations failing to remit dues prior to June 1 of the following year shall forfeit membership.

c. Dues of each National Affiliate Member

organization shall be fifteen dollars (\$15.00) per annum payable to NGC Headquarters by October 31. National Affiliate Member organizations failing to remit dues by October 31 shall be excluded from any tabulations used to determine NGC Awards and shall forfeit representation at the NGC Convention. Affiliate Member organizations failing to remit dues prior to June 1 of the following year shall forfeit membership.

d. Dues of each International Affiliate Member organization shall be twenty-five dollars (\$25.00) per annum payable to NGC Headquarters by October 31. International Affiliate Member organization failing to remit dues by October 31 shall be excluded from any tabulations used to determine NGC Awards and shall forfeit representation at the NGC Convention. International Affiliate Member organizations failing to remit dues prior to June 1 of the following year shall forfeit membership.

e. Youth Gardener groups shall pay no NGC individual dues.

## Section 2. — FEES

One annual fee for all Youth Gardener groups within a State Garden Club or country shall be ten dollars (\$10.00 U.S.) per state or country payable by October 31.

## Atención: International Affiliates

d. La cuota anual de cada organización Afiliada Internacional será de veinticinco dólares (\$ 25), a pagar en la Oficina Central NGC antes del 31 de Octubre. La organización Afiliada Internacional que no remite dicho pago antes del 31 de Octubre será excluida de cualquier tabulación utilizada para determinar los Premios NGC, y perderá representación en la Convención NGC. La organización Afiliada Internacional que no remita el pago de la cuota antes del 1ro de Junio del siguiente año, perderá su calidad de asociado.

# Genetically Modified Organisms Or Organic Foods?



Genetically modified foods (GM foods) have been in the news lately because European environmental organizations and public interest groups have been protesting against GM foods. Recent controversial studies about the effects of genetically modified corn pollen on monarch butterfly caterpillars have brought into question the safety of genetic engineering. The FDA (Federal Food and Drug Administration) has polled several major cities for public opinion on the safety of GM foods and as a result of the study has begun the process of establishing a new regulatory procedure for government approval of GM foods and labeling of such foods. Much like the extensive requirements for Organic Grown Foods to establish the USDA Organically Grown Label, the GM foods should require governmental labeling also.

## What are GM foods or GMOs?

Genetically Modified Organisms, or GMOs, are most often referred to as crop plants created for human and animal consumption using the latest molecular biology techniques or genetic engineering. Genes can be transferred from one plant or animal to another plant or animal to target certain results. For example, an Icelandic fish's gene can be transferred to strawberry plants to create a strawberry plant that will probably not freeze. This research taking ice water fish genes and transferring them into other species is called the anti-freeze effect. (FYI: They claim the strawberries don't taste like fish!). Not all GM plants are grown as crops. Soil and groundwater pollution (Phytoremediation) continues to be a problem in all parts of the world. Plants, such as poplar trees, have been genetically engineered to clean up heavy metal pollution from contaminated soil.

Another GM crop uses B.t. (*Bacillus thuringiensis*), a naturally occurring bacterium that produces crystal proteins that are lethal to insect larvae. B.t. crystal protein genes have been transferred to corn, so corn can produce its own pesticides against insects such as the European corn borer. This decreases the amount of applied pesticides to corn crops, which is good for the environment. It has been suggested but not proven with studies that when the corn pollen drifts or is taken by bees to fields of milkweed, the monarch butterflies that ingest the milkweed may have their larvae killed; also, the bees may take the corn pollen to their larvae. Food for thought.

The world's population of six billion is supposed to double in the next 50 years. Adequate food supply is a concern, and GM foods could meet this challenge with plants that are pesticide resistant, herbicide tolerant (Monsanto has developed a GM soybean that is not affected by their own product, Round-Up), disease resistant, cold tolerant, and drought and salinity tolerant with increased nutrition. Pharmaceuticals, such as medicines and vaccines, which are costly to produce and store for Third World countries, may be genetically developed in tomatoes and potatoes, thus making the vaccines easy to store, ship and administer.

## How many and what kind of GM crops are we already consuming?

There are over 40 plant varieties that have completed all the federal requirements for commercial production. Some of the plants include tomatoes, cantaloupes, soybeans, sugar beets, corn and cotton plants.

Highly processed foods, such as vegetable oils and breakfast cereals, most likely contain a high percentage of GM plants. Also the use of soybean derivatives in food additives in American's diets insure that all U.S. consumers have been exposed to GM food products. For the actual statistics of some GM foods grown in the U.S. go to: <http://www.ers.usda.gov/Publications/AER786/>



## Why not GM Foods?

There are three main areas of concern: Environmental Health Hazards; Human Health Risks; and Economic Concerns.

**Environmental Health Hazards:** The unintended harm to other organisms, such as the B.t. corn pollen's possible effect on insect larvae such as monarch butterfly larvae, bee larvae, etc. Reduced effectiveness of pesticides could occur. One way to remedy this is to insure that GM plants are male sterile (do not produce any pollen). Cross-pollination would not occur, and if harmless insects, such as monarch butterflies, were to eat pollen from GM plants, the caterpillars would survive.

## Human Health Hazards: Allergenicity

Many children in the U.S. and Europe have developed life-threatening allergies to peanuts and other foods. There is a possibility that introducing a gene into a plant may create a new allergen or cause allergic reaction to unnatural gene alterations in a plant. Labeling of GM food may become a very important necessity for human consumption, like the labeling USDA organic producers are required to have.

*Unknown effects on human health and possible dangers of genetic modification:* Introducing foreign genes into food plants may have unexpected and negative effect on humans. A study was done taking a gene from a snowdrop flower lectin, a substance known to be toxic to mammals. It was introduced to potatoes and the resulting potatoes were fed to rats, who had considerable alterations in their intestines. This study was done to introduce the idea that scientists must be careful of the genes they chose to make GM foods and organisms. They must be conscious of the threat of superweeds and superbugs. GM foods may also threaten biodiversity and put our food sources at risk.

## Economic Concerns

Bringing a GM food to market is time consuming and costly. Agri-biotech companies

with patented seeds have raised the price of the seeds so that small farmers and Third World countries will not be able to afford the seeds. It is hoped that in a humanitarian gesture, more companies and non-profits will follow the lead of the Rockefeller Foundation and offer their products at reduced cost to impoverished nations.

Patent enforcement may also be difficult because no one can control which way the winds blows. If companies introduce a suicide gene into GM plants, the plants would only grow one season and their seeds would be sterile. This could be financially disastrous to the farmers and Third World countries who traditionally set aside a portion of their harvest to plant in the next growing season and who could not afford to buy seeds each year.

## How Are GM Foods Regulated?

Governments around the world are working hard to establish regulatory processes to monitor the effects of and approve new varieties of GM plants. In the United States, the regulatory process is confused because three different governmental agencies have jurisdiction over GM foods. The EPA (Environmental Protection Agency) checks the GM plant for environmental safety; the USDA (United States Department of Agriculture) checks to see if the GM plant is safe to grow; and the FDA (Food And Drug Administration) checks to see if the GM plant is safe to eat. Many times the GM plants are safe for one agency but not for the other two.

The current policy does not require the companies producing the GM plants to seek the FDA's consultation nor are the companies required to follow the FDA's recommendations, but the FDA has to approve these GM foods for commercial production. The FDA doesn't have the time, money or resources to do long-term health and safety tests to insure that the GM food products are safe. As for the FDA labeling, the GM crops that do not fall under the EPA are considered whole foods with no additives, therefore, the FDA's stance is that GM whole foods

are substantially equivalent to unmodified food or natural food. So GM food products that are marked GRAS (Generally Recognized As Safe) are about the only labels on GM foods. If all GM foods and GM food products are to be labeled, Congress must enact many changes in the existing food labeling policy.

In January 2000, an international trade agreement for the labeling of GM foods was established. More than 130 countries, including the U.S., the world's largest producer of GM foods, signed the agreement. The policy states that exporters must be required to label GM foods. This is a step in the right direction to insure that the U.S. takes up domestic labeling for GM foods.

### **GM Foods and Their Appeal**

1. Create disease, insect and drought-resistant crops.
2. Produce large and more attractive produce.
3. Add nutrients to common foods for more value.
4. Address world hunger by creating higher crop yields.

Examples of genetic engineering: A tangelo is a genetic cross between a tangerine and a grapefruit. A pluot is a genetic cross between a plum and an apricot. Bananas, through genetic engineering, have been saved from the Panama Disease, which is a blight. A newer strain of Panama Disease is threatening all the bananas in the world today. Researchers have found a bacteria from Indonesian wild banana genes that will need to be put in the genes of commercially grown bananas to save them.

### **Organic or Natural Foods**

Organic food farmers use natural means, such as predatory insects, birds or traps to deter pests, and natural manure or composting to encourage plant growth. They rotate crops and mulch to manage weeds. Their foods are labeled by the USDA as certified organic so you know that they are safe for consumption and that they were grown in a way that was safe for the

environment.

Organic fruits and vegetables contain more minerals (especially iron and magnesium). They have higher levels of antioxidants (phenols and salicylic acid) and double the amount of phenolic compounds, which are good for anti-aging and cellular processes. Also, organic vegetables are found to contain 50% fewer nitrates. Usually only 6% of organic produce tests positive for pesticide residue.

Organic foods can have up to 90% more nutrients than non-organic. In studies, rats fed organic foods, slept better, had stronger immune systems and were slimmer than rats fed conventional foods. Organic is better for our world and its inhabitants.

### **Conclusion**

Genetically modified foods have the potential to solve many of the world's hunger and malnutrition problems, and to help protect and preserve the environment by increasing yield and reducing reliance upon chemical pesticides and herbicides. Genetic engineering may be the inevitable wave of the future, and we cannot ignore a technology that has such enormous potential benefits. However, we must proceed with caution to avoid harm to human and animal health as well as to the environment. We can choose organic or natural foods and be assured that the environment, along with animal and human health, is preserved.

—Sarah McReynolds, *NGC Organic Gardening Chairman*

## **VISION OF BEAUTY**

**Change of Entry Deadline  
August 1, 2012**

—Jan Warshauer, *NGC Calendar  
Committee Chairman*

# Member Services

**Candace Morgenstern**  
Member Services Chairman

4401 Magnolia Avenue  
St. Louis, MO 63110

Orders only, please: 800-550-6007  
E-mail: [headquarters@gardenclub.org](mailto:headquarters@gardenclub.org)  
You may order by Fax: 314-776-5108  
7 days a week, 24 hours a day

Think New! Think Spring!  
Think Member Services!

**P**resent your **NEW** President with a **Club President's** pin and thank your outgoing President with a **Past President's** pin. A **NEW** flower show judge in your club? We have **Flower Show Judge** pins and **Master Judge** pins.

ReNEW and rejuvenate your hard working members with a beautiful **certificate** signed by our National President, Shirley Nicolai, and make a presentation at a special meeting. **NEW** customized **magnetic**





**binders4clubs**

**Garden Club Rosters**  
Create and Duplicate your club's roster "in-house!"

- Quality Vinyl Ring Binders in 3 sizes
- Index Sets - Pre-punched Printer Paper
- Personalized Cover Cards
- **IN STOCK** for immediate delivery!

Phone: 937-293-8912  
[www.binders4clubs.com](http://www.binders4clubs.com)  
"Providing club rosters for over 25 years"

**name badges** are available for your garden club members, council members and special board members. Think **GREEN** — no more paper badges!

Need help in attracting **NEW** members? Order our **NGC DVD** for a fabulous aid to membership.

The **NEW 2013 Vision of Beauty Calendar** is now available. Consider placing large orders either through your district or with another club/s to receive further discounts and assist in your fundraising projects.

**Brent & Becky's Bulbs** has a wonderful selection of bulbs for spring and summer planting. Think about a **NEW "Living"** flower arrangement workshop using lilies, gladiolas, dahlias, oxalis and callas. Plant a container garden to complement President Nicolai's project. (See page 40 for details).

Member Services is always looking for **NEW** products that will be of interest to **NGC** members. We are in the process of negotiating several surprises for those interested in floral design and horticulture. Stay tuned.

A **NEW NGC scarf**, similar to the carpet at **NGC Headquarters**, is in the design stage. We have had a fabulous response to our request for state seals and logos. We're looking forward to receiving all 50 states; please send your logo to: [ms.candace@cox.net](mailto:ms.candace@cox.net)

Member Services is your garden club store! If you would like **NEW** products not seen on our site, contact me: [ms.candace@cox.net](mailto:ms.candace@cox.net) and we'll try to make it happen. Products sold through Members Services will soon be available to purchase on-line, making it convenient and easy for us all.



## 2012-2013 NGC President's Project

### PLANTINGS for PUBLIC and SPECIAL PLACES

recognizes outstanding projects in three  
categories with MONETARY AWARDS:

Apply **DIRECTLY** to the proper Chairman using  
the form found on NGC website: [www.gardenclub.org](http://www.gardenclub.org)

**Gardens with Edibles:** Chairman Pat Rupiper [arupiper@bright.net](mailto:arupiper@bright.net)

- |           |         |                            |
|-----------|---------|----------------------------|
| 1st place | - \$300 | 946 Crouse Chapel Road     |
| 2nd place | - \$150 | Chillicothe, OH 45601-8842 |
| 3rd place | - \$100 |                            |

**Container Gardens:** Chairman Susan Robinson [rerob@mac.com](mailto:rerob@mac.com)

- |           |         |                             |
|-----------|---------|-----------------------------|
| 1st place | - \$300 | 173 Witherell Lane          |
| 2ndplace  | - \$150 | Manchester Center, VT 05255 |
| 3rdplace  | - \$100 |                             |

**Trees and Shrubs:** Chairman Lissa Williamson [erw510@aol.com](mailto:erw510@aol.com)

- |           |         |                             |
|-----------|---------|-----------------------------|
| 1st place | - \$300 | 403 St. Ives Drive          |
| 2nd place | - \$150 | Severna Park, MD 21146-1015 |
| 3rd place | - \$100 |                             |

Participate in the NGC President's Project —  
PLANTINGS for PUBLIC and SPECIAL PLACES.

WIN in each category. Visit [www.gardenclub.org](http://www.gardenclub.org) for more details  
and to apply **DIRECTLY** to the individual chairman listed above.

**DEADLINE: APRIL 1, 2013**

Complete form on NGC website as projects are completed for  
recognition and a **MONETARY AWARD**. Applications may also  
be submitted to chairmen by mail. For further information contact  
Coordinator Betsy Steele at: [betsysteel@truvista.net](mailto:betsysteel@truvista.net) or 803-789-5451.

# NGC Schools News

## Listen Up Refreshing Consultants— Environmental Studies, Gardening Study and Landscape Design Schools

There have been many questions concerning eligibility to receive multiple credits when refreshing in a Tri- or Bi-Refresher.

The rule is this: Credit may be offered to Master Consultants in each of the schools in which he/she is a Master. All other refreshing Consultants shall receive credit for one school only.

If you are a Master in all three schools, you may receive credit for all three schools. If you are a Master in ESS and GSS, but not in LDS, then you may receive credit for ESS and GSS, if you so choose, or LDS only.

After attending and enjoying an outstanding learning experience in NGC schools, it is very meaningful to continue your education by refreshing in what you have learned. There is always something new and exciting going on in our gardening world.

—Elizabeth K. Coffey, *NGC Multiple Refreshers Chairman*



that grow to different heights, with a variety of flower shapes and colors that have different bloom times, you will be creating a garden that is attractive to a wide range of butterflies. Grouping more than one plant of each type together will help to unify the look of the garden and will lessen the distance that nectaring butterflies have to travel. If your garden is small and has no room for trees or shrubs, consider an arbor covered with vines to create height. There are many vines to choose from that act as nectar or caterpillar food plants.

While shrubs and trees can create unnecessary shade, they do provide an important feature in the butterfly garden. Properly placed, trees and shrubs will shelter your garden from wind, which makes it easier for butterflies to explore your location. Additionally, trees and shrubs give valuable shelter where butterflies can roost at night or hide from predators. Keep in mind that many shrubs and trees are also caterpillar food plants!

Water is needed by butterflies, but not very much. Nectar, dew, and tree sap provide butterflies with moisture but puddles and moist dirt or sand are also popular water sources. Puddling stations can be as simple as a damp area of ground covered with sand. Placed where they are easily viewed and sheltered from the wind, puddling stations are thought to provide dissolved salts in addition to water.

—North American Butterfly Association

## Calendar

### NGC Conventions

- 2012 Buffalo, New York  
May 16-19
- 2013 Seattle, Washington  
May 24-26 (Installation year)
- 2014 Norman, Oklahoma  
April 30-May 3
- 2015 Kentucky
- 2017 Virginia

### Fall Board Meetings

- 2012 Little Rock, Arkansas  
September 25-29
- 2013 St. Louis, Missouri  
September 24-28
- 2014 Des Moines, Iowa  
September 24-28
- 2015 St. Louis, Missouri
- 2016 Portland, Maine

## Butterfly Gardening

Planting a wide range of nectar and host plants is the best strategy for attracting the largest number of butterfly species. Butterflies may be attracted to the garden by a large patch of bright flowers, but they will linger longer if there are also areas that provide shelter, water, sun and a diverse group of plants that imitate the way plants grow in the wild.

Plant diversity in the garden results from choosing plants of different types, such as shrubs, trees, perennials, and even vines. In choosing plants

## Early Growth

In follow-up to the article *The Roots of Gardening Study Schools* in the last issue, we learned soon after the article was submitted to *The National Gardener* that Miriam Petrides passed away in late October, 2011. She may be considered the "mother" of our Gardening Study School program, and NGC and the garden club world certainly owe her much gratitude and respect for what she started.

Here is the history of our official text, *Living With Plants*. In the late 1970s, Donna Schumann was teaching basic biology courses at Western Michigan University where her department head, Dr. Richard Pippen, aware of her botanical background and garden club affiliations, discussed the possibility of offering a sort of "basic gardening" course as a non-major elective but for Biology credit. University of Michigan had a similar

course and it was doing well. This was in the fall and he wanted to start the course in January on a trial run! So each wrote down what they thought should be taught in such a course and a few days later compared lists. They nearly matched. They selected a basic list of topics and each started writing a general outline for each week's lectures. Dr. Pippen decided it should be a standard four hour course of a one hour lecture and a three hour lab twice a week. Since Donna


was still teaching Biology classes, he agreed to teach one class each week and she the other. They soon had full enrollment, which was maintained as long as it was offered.

It didn't take long to realize that a text book was needed, but professional horticulture texts were too complex and expensive. Outlines produced by ditto machines (remember them?) were really not adequate so Donna began writing (pre-computers). After she produced a few chapters, Mad River Press, known for producing quality material in inexpensive formats (which was deemed important to make the course appealing), was contacted. They liked the book and agreed to publish,

so Donna, who did her best writing at 3:00 AM, continued writing and it was finally finished in 1980. Somewhere along the way, Donna showed the book to Caroline Gray, a president of the Federated Garden Clubs of Michigan, Inc. and a fantastic Flower Show designer and Flower Show School instructor, and Caroline submitted it for the Helen Hull award, which it won, in 1983.

When Donna retired, in 1985, Dr.

Woody Ehrle (a great gardener), who was on the Botany faculty, asked to take over the course and he and Donna decided to update the book with a 2nd edition, printed in 1992. Donna, Dr. Pippen and Dr. Ehrle all subsequently taught in NGC Gardening Study courses in Michigan and other states. Some of the early Master Gardener programs, especially in the eastern states, used the book as an early reference until they got their own manuals written.



On a final note, it seems that I am forever correcting people regarding the name of this school. It is Gardening (not Garden) Study (not Studies). Let's get the name right and be consistent in our messaging and branding! As I see it, the study of gardening is much broader than the study of gardens, and more accurately reflects the scope of the subject matter that we cover.

—Greg Pokorski, *Gardening Study Schools Chairman and ES, GS and LD Schools Coordinator (with many thanks to former Gardening Study Schools Chairman Donna Schumann)*

## Midwest Maple Syrup Industry At Risk

The Asian long-horned beetle could put an end to an American staple at the breakfast table.

As winter began to wane, the maple sugaring season began in the Midwest. The centuries-old tradition of tapping maple trees for sap to make syrup is threatened by the spread of the Asian long-horned beetle (ALB), which kills maple trees and travels on infested firewood.

ALB infestations have occurred in several maple syrup-producing states. The most recent infestation, which directly threatens the Midwest, was found in June 2011, near Cincinnati, Ohio. Eradication efforts are underway, including the tragic but necessary removal of many beautiful mature maple trees. In 2008, authorities in Illinois declared a Chicago area infestation of the Asian long-horned beetle eradicated, ten years after the initial discovery of this pest in their city. Because these beetles are not native to this continent, they have no effective natural predators, and native trees have no resistance to their tunneling and chewing.

"Because some people don't realize that moving firewood can spread this tree-killing beetle, more of these infestations may be discovered in other cities and towns across the Midwest," said Leigh Greenwood, Don't Move Firewood campaign manager, The Nature

### Learn To Make Authentic Japanese Flower Arrangements

Ikebana professor Vera Arnold brings 40 years teaching experience to guide you step by step in making eight beautiful arrangements in this high-quality, professionally packaged, 72-minute DVD. Discover creative ideas and how to select and position flowers using this ancient art. Send \$12 (free S/H to U.S.) check or money order to: The Ikebana Studio, 1721 N. Daffodil St., Tempe, AZ 85281.



Conservancy. "Once an infestation occurs, the only way to stop the Asian long-horned beetle's spread is to cut down trees – impacting property owners and local communities and posing a huge threat to the maple syrup industry."

While these pests cannot move far on their own, when people move firewood that harbors them, they unwittingly enable these pests to start an infestation far from their current range. A visual inspection cannot easily detect these pests since they can be hidden in the layers of wood beneath the bark.

"It might seem like a good idea to obtain some firewood from another area, or to take along firewood when going camping, but just one log can start a new infestation of the Asian long-horned beetle or other tree-killing pests," said Greenwood. "By buying locally harvested wood, people can help protect their trees by not risking the accidental movement of insects and diseases that can affect entire forests."

"Ongoing efforts in awareness and education about invasive insects and the "Don't Move Firewood" message are very important. We want to stress as an industry that the potential loss from Asian long-horned beetle will far exceed the up-front costs of prevention," said Dave Chapeskie, executive director of the International Maple Syrup Institute. "Other invasive insects like the emerald ash borer threaten the integrity of the sugar bush, even if they don't directly threaten the sugar maples."

To learn more about how to prevent forest pests from destroying forests, log onto: [www.dontmovefirewood.org](http://www.dontmovefirewood.org)

—The Nature Conservancy



## The Blue Star Memorial Marker

The Blue Star Memorial Marker program honors the men and women who have served, are currently serving and those who will serve in the Armed Forces of the United States of America.

Established in 1945, the name "Blue Star" was chosen for the star on the flag. The flags were displayed in the home window denoting a family member serving in the Armed Forces. Also known as the service flag, the blue star stands for hope and pride.

In 1917, the Congressional Record stated: "The world should know of those who give so much for liberty. The dearest thing in all the world to a father and mother — their children." The flag appears in the windows of families today for those who serve in the War on Terror.

Sewah Studios, of Marietta, Ohio, manufactures the Blue Star cast aluminum markers and fills our orders with efficiency. Once Sewah receives the order, estimated delivery of the order is approximately six to eight weeks.

Effective May 1, 2012, Sewah will increase prices for Blue Star Memorial markers. The price increases are as follows: Blue Star Memorial Highway and Memorial markers (seven-foot post in-

cluded) is \$1,350, shipping included. There is a shipping cost of \$50 for states west of Minnesota, Iowa, Missouri, Arkansas and Louisiana. By-Way Markers are \$450, shipping included.

The charge for refurbishing Memorial or Highway markers is \$800. Markers that require only a new post are \$325.

A guideline for Blue Star Memorial Markers may be purchased for \$5 from NGC Member Services. Visit the NGC website: [www.gardenclub.org](http://www.gardenclub.org) and click on: "special projects" for more information regarding this most worthy project that honors the Armed Forces of the United States of America.

Eighty-five Blue Star markers were ordered in 2011, making a total of 2,304 Blue Star markers nationwide.

—Mary Warshauer, NGC Blue Star Chairman



## The National Gardener

Winter Issue - Jan-Feb-Mar

Will be mailed January 1

Spring Issue - Apr-May-June

Will be mailed April 1

Summer Issue - July-Aug-Sept

Will be mailed July 1

Fall Issue - Oct-Nov-Dec

Will be mailed October 1

### Deadline

for the Summer Issue  
Copy due by May 1, 2012





## “Florida Friendly” Landscaping Can Benefit Everyone

by Ken Gioeli

Spend a great deal of time conducting educational programs designed to protect fragile coastal systems. Thankfully, the University of Florida/IFAS has a wealth of educational programs and experts available to teach residents how to limit their impacts on the environment. One such program is the Florida Yards and Neighborhoods Program. This program is designed to teach homeowners “Florida-Friendly” landscape practices. Although designed to be Florida-Friendly, most of the practices featured in this program can assist homeowners anywhere in the U.S.

■For starters, selecting the right plant for the right place in your landscape is a wise practice to help the environment. Does it make sense to plant shade-loving plants in full sun or plant cacti in areas of your landscape that have wet feet? Probably not. You might find that the improperly planted plants wither and die quickly or are constantly infected with fungi. You are probably fighting a losing battle to keep these plants healthful.

■Efficient watering is another practice that can help the environment. Select plants that require minimal irrigation after they are established. Also, putting down the correct amount of water on the correct locations makes sense. After all, irrigation squirting on concrete driveways is probably going to be a complete waste of water.

■The use of mulch can also be environ-

mentally beneficial. Mulch can help reduce soil moisture evaporation, inhibit weed germination, and buffer soil temperatures. Best of all, organic mulches will decompose and help with soil fertility.

■You can help the environment through the proper use of fertilizers and pesticides. That old saying “more is better” is not always the case when it comes to fertilizer and pesticide use. Consider getting your soil tested to determine if you actually need fertilizers to supplement nutrient deficiencies. Also, traditional pesticides can be highly effective at pest control; however, I recommend that you ask yourself “why.” Why is this pest problem occurring? Is it because I have the wrong plant in the wrong place? Look for the root cause of the issue.

■Finally, reduce storm water runoff. Simply diverting downspouts onto your lawn instead of directly onto your driveway can be helpful. The plants in your lawn will probably benefit from the extra water far more than the concrete ever will. Also, water can be harvested through the use of rain barrels and cisterns.

One last word of advice: use plants to attract wildlife but be careful. Sunflowers and other fruit, grain and nectar plants can be used by wildlife. People always ask me how they can attract birds without attracting rodents and squirrels. The day I invent a system that can do that is the day I become an instant millionaire.

And don't forget that bird bath!

I hope you find these recommendations helpful. If you plan right, you might increase your property's curb appeal while at the same time help the environment. If you would like more information about these landscaping practices, please feel free to send me an email at: [ktgioeli@ufl.edu](mailto:ktgioeli@ufl.edu) or visit the Florida Friendly Landscape website at: <http://fyn.ifas.ufl.edu>

—Ken Gioeli, M.Ag., Extension Agent III/  
Natural Resources, University of Florida/  
IFAS, Saint Lucie County Cooperative  
Extension, 8400 Picos Road, Ste 101, Fort  
Pierce, FL 34945; (772) 462-1660;  
<http://stlucie.ifas.ufl.edu>

# Flower Show Schools

A discussion on container-grown plants for exhibition appears to be in order. First, let's consider container-grown foliage plants. We define container-grown foliage plants as ones that are cultivated for their ornamental foliage. Attractive, interesting leaves are the primary reasons for owning these plants.

Certainly the plant may produce a bloom; but the bloom is insignificant. Even though the plant may have a bloom, it is entered in the container-grown foliage class in the flower show and judged on the Foliage Scale of Points. The presence of the flower is not considered a fault when judging, rather an indication of maturity.

A flowering container-grown plant is one that is chosen for the flowers that are produced. These plants must be exhibited when in bloom. When no bloom is present, no matter how nice the foliage is, it is not considered a container-grown foliage plant. Many times, the plant without flower will continue to be attractive. However, foliage is not the primary concern for growing a flowering container-grown plant. Therefore, it should **not** be entered in the foliage container-grown class.

Granted, there will always be exceptions to the rules. Some plants may fall into either category—beautiful flowers as well as unique foliage. However, just because it has both, doesn't mean it can be exhibited in either section. For example: the variegated-leaved African violet. Even though this foliage is outstanding, the *Handbook*, as well as the African Violet Society, states that this plant is always judged in bloom.

◆ **Question:** Our judges are having a difference of opinion on what *The Handbook* means regarding Duo Design. There is the matter of the sharing of the dominant line; what if there is more than one dominant line? Can't other leaves be shared by each side as long as the center of the designs

are different?

**Answer:** The Duo Design must appear as two distinct designs. As long as shared components are an integral part of each side of the design, it is acceptable.

◆ **Question:** We have had a discussion regarding the Award of Design Excellence to be awarded in our Standard Flower Show. One of our Sections in Design includes one class of a collage, one class of Small Designs and the third class is a table class. If I'm reading *The Handbook* correctly (page 45-III.A.6.), this Section does not qualify. Is that correct?

**Answer:** The Award of Design Excellence is a **Division Award**. Therefore, it is not limited to exhibits that have received a section award. It is available to exhibits in sections not offering a section award. See *Handbook*, p.46, c. (top of page).

The reference that you mention is describing a **Section Award**, for which the section that you describe is **not** eligible. However, if a blue ribbon winner in that section scores 95 or better, it is eligible for the **Division Award**.

◆ **Question:** Is it necessary to list classes in a Horticulture Section in alphabetical order?

**Answer:** *The Handbook* (p. 27, 2.c.1) states that if a section is eligible for a Top Exhibitor Award, then the included classes should be named botanically and in alphabetical order.

◆ **Question:** In our flower show we have a Section for Cut Fern Fronds and Fern Allies. Would a class for Equisetum fit into this Section?

**Answer:** Yes, equisetum is considered a fern ally.

—Jean Ohlmann, *NGC FSS Chairman*

*In garden arrangement, as in all other kinds of decorative work, one has not only to acquire a knowledge of what to do, but also to gain some wisdom in perceiving what it is well to let alone.*

—Gertrude Jekyll

# Escuela de Exposiciones de Flores



re es importante una aclaración sobre plantas en recipiente para exhibición. Primeramente, consideremos plantas en recipientes de follaje. Las definimos como aquellas que son cultivadas por su follaje ornamental. Poseemos estas plantas especialmente por sus hojas atractivas e interesantes. Sin duda la planta puede producir inflorescencias; pero la flor es insignificante. Aunque la planta tenga su inflorescencia, se la presenta en la Exposición de flores en la clase de plantas en recipientes con follaje y se juzga con la Escala de Puntos de follaje. La presencia de la flor no se considera una falta al juzgar, más bien una indicación de madurez.

Una planta en recipiente con flor es elegida por las flores que produce. Estas plantas deben ser presentadas cuando están en flor. Cuando no tiene la flor, no importa cuán hermoso esté el follaje, no se considera una planta en recipiente de follaje. Muchas veces, la planta sin flor continúa siendo atractiva. Sin embargo, el follaje no es lo más importante en una planta en recipiente en flor. Por lo tanto no debe ser presentada en una clase de plantas en recipiente de follaje.

Habiendo dicho esto, siempre existe la excepción a la regla. Algunas plantas pueden pertenecer a las dos categorías—hermosas flores al igual que follaje extraordinario. Sin embargo, no significa que puede ser presentada en cualquiera de las dos secciones, solamente porque tiene las dos características. Por ejemplo: La violeta africana de hoja variegada—aunque el follaje de esta planta es excepcional, El Manual, como así también la Sociedad de Violetas Africanas, dice que esta planta siempre se juzga en flor.

◆**Pregunta:** Existe algunas diferencias de opinión entre nuestros jueces de que es lo que quiere decir el Manual en referencia a los Diseños Duo. El tema es como se

comparte la línea dominante; ¿qué sucede si hay más de una línea dominante? ¿No se pueden compartir las hojas de ambos lados con tal que el centro del diseño sea diferente?

**Respuesta:** El Diseño Duo debe parecer dos diseños distintos. Con tal que los componentes compartidos sean parte integral de cada lado del diseño, es aceptable.

◆**Pregunta:** Hemos tenido una discusión con respecto al Premio Excelencia al Diseño a ser otorgado en nuestra Exposición Estándar de Flores. Una de las secciones en Diseño incluye una clase de Collage, una clase de Diseños Pequeños, y la tercera clase es de mesas.

Si interpreto bien al Manual (pág. 39 – III.A.6.) esta Sección no clasifica. ¿Estoy en lo correcto?

**Respuesta:** El Premio Excelencia en Diseño es un premio de División. Por lo tanto no se limita a exhibiciones que han recibido un premio de sección. Se lo puede otorgar a exhibiciones en secciones que no ofrece un premio de sección. Ver MEF Pág. 39 III.B.1.c.

Ud. hace referencia a la descripción de un Premio de Sección para el cual la sección que describe no clasifica. Sin embargo, si una exhibición ganadora de la cinta azul obtiene 95 puntos o más, si clasifica para el Premio de División.

◆**Pregunta:** ¿Es necesario disponer las clases de la Sección Horticultura por orden alfabético?


**Respuesta:** El Manual en la pág. 23. 2.c.1) dice que si una sección opta por un Premio Mayor al Expositor, las clases deben estar identificadas por el nombre botánico, en orden alfabético.

◆**Pregunta:** En nuestra exposición de flores tenemos una Sección para frondas cortadas de helechos y sus aliados. ¿Entraría en esta Sección una clase para Equisetum?

**Respuesta:** Si, el equisetum se considera un aliado del helecho.

—Jean Ohlmann, NGC FSS Chairman  
Traducción: Sylvia Wray-Dir. NGC EEF AI

## Flower Show Achievement Awards

 Congratulations to those of you who did your Books of Evidence on CDs. They worked really well, and the photos are far superior to the ones in the scrapbook-type entries. Keep up the good work and hopefully many more of you will follow their lead. But please, do not send both the book and a CD. That just defeats the purpose for the CD.

Also, Flower Show Awards Chairmen, you do not need to send me the evaluation form for the Book of Evidence. You must send me the Evaluation Sheets for the evaluation of the shows but not of the book itself. Those are for your benefit. Once you have the books evaluated on the state level it is hoped that if the committee found mistakes, you will contact the local club and see if they can make the needed changes. That way when the application books are forwarded to be judged on the national level they will be the best they can be.

—Jo Krallman, NGC Flower Show Achievement Awards Chairman

*Through primrose tufts, in that green bower,  
The periwinkle trails its wreath;  
And 'tis my faith that every flower  
Enjoys the air it breathes.*


*The birds around me hopped and played,  
Their thoughts I cannot measure;  
But the least motion which they made,  
It seemed a thrill of pleasure.*

*The budding twigs spread out their fan,  
To catch the breezy air;  
And I must think, do all I can  
That there was pleasure there.*

*If this belief from heaven be sent,  
If such be Nature's holy plan,  
Have I not reason to lament  
What man has made of man?  
~William Wordsworth, Lines Written in Early Spring*

## Choosing a Plant of the Year For Your Garden Club

by Deborah Rieth

 When our local garden club was formed, in 1969, one of the first items on the agenda was choosing a "Plant of the Year." Although our charter members were already casually acquainted with each other, they reasoned that a club plant, one that they could each grow in their respective gardens, would give them even more common ground.

It was agreed that a plant would be chosen at the beginning of the growing season. This might be either a plant grown from seed, a root cutting, bulb, or nursery stock, and it would be something that the members had never grown before. All members who wished to participate would find a spot in



The "lowly" sweet potato vine

their garden for this plant, and then report on its progress at the club's monthly meetings. At the end of the growing season, participating members would give a final evaluation of the plant. Did it bloom or bear fruit as expected? Were there any diseases or pests to be concerned with? Would the grower recommend the plant to others?

That first year, our club selected the lowly sweet potato (*Ipomoea batatas*). The "slips" for the plants were purchased at a local nursery, and most members planted several slips to guarantee a successful outcome.

Since those early days of our garden club, members have come and gone, but we still continue the tradition of having a "Plant of the Year." The only difficulty in this activity is trying to choose only one plant. The number of selections available each year from seed catalogs and nurseries is staggering.

Some years we have made the decision easy by going along with the "Plant of the Year" selection of the Perennial Plant Association. The year our State President's annual project was "Operation Daffodil," our club planted daffodils. Sometimes a member will come to a meeting with a magazine article about some new or "old favorite" plant. New seed catalogs make their way into our meetings and members drool over countless offerings. One year, when it seemed an agreement on choice was never going to happen, the club elected "Grower's Choice" as the winner. Each member could choose any plant they wanted to try, as long as they had not grown it before. Although not as enjoyable as one common choice, it was still fun to learn what everyone had chosen and how well it fared.

If our treasury has enough of a cushion, the club subsidizes or even absorbs the entire cost of the plants for all members, especially if it is grown from seed. Other years, members contribute toward the purchase of their plant.

When our club began publishing its yearbooks, an entire page was devoted to the "Plant of the Year." We often give information on cultivation of the plant, interesting history, nutritional and culinary information



**100%  
Stainless Steel  
Plant Markers**

*Made in the U.S.A.  
for gardeners by gardeners.*

**GARDENS  
KINCAID**

**www.KincaidGardens.com**  
**816-324-4931**  
**info1@kincaidgardens.com**

(if it's edible) and possible uses (landscaping or flower arranging). Sometimes a picture of the plant is included, also.

Over the years, a real variety of plants have been chosen. Pansies, ornamental grasses, European cranberry viburnum, and a miniature rose have all been included. And in 1999, when our club celebrated its 40th anniversary, we all planted sweet potatoes in celebration! How interesting it was to learn about this ancient plant, with its beautiful, tumbling vines of heart-shaped leaves, and its delicious, nutritious end-product!

Add a little more fun to your garden club's plans this year, and include a "Plant of the Year." Not only an excuse for more planting and growing, a "Plant of the Year" is a great way for all members to get involved in your club, whether they attend regularly, or just occasionally. This agenda item will guarantee some great discussions!

—**Deborah Rieth**, *Three Oaks, Michigan,*  
*member of the River Valley Garden Club*

# The Year of the Herbs

What a sweet year it will be because of the endless possibilities, the endless excitement and the endless world of herbs. They can be found in gardens, window boxes, salads, bouquets, crafts, containers and even medicines. Herbs provide fragrance, flavor, spice and beauty to our lives. They are versatile and easy to grow and come in a variety of shapes, textures and colors.

What is an herb? A very fitting definition was coined by Holly Shimizu, director of the U.S. Botanic Garden. She says, "Herbs are defined as plants (trees, shrubs, vines, perennials, biennials or annuals) valued historically, presently, or potentially for their flavor, fragrance, medicinal qualities, insecticidal qualities, economic or industrial use, or in the case of dyes, for the coloring material they provide." This definition defines herbs by their usefulness, rather than by their appearance or botanical structure. Thus, trees (such as witch hazel), bulbs (such as garlic) and shrubs (such as boxwood) are included.

How early in history herbs came into use is unknown, but it is likely they played a substantial role in ancient civilizations. Ancient records discovered in Egypt reveal that the Egyptian people had an understanding of the healing power of herbs as early as 3500 B.C. The "Ebers Papyrus," which was written circa 1550 B.C., lists prescriptions that Egyptians used to treat illnesses and injuries. Herbs such as basil, dill, parsley, caraway, mint and thyme were prescribed. According to

Chinese legend, an emperor named Shen-Nong (ca.2737 B.C.-ca. 2698 B.C.) tasted hundreds of herbs, even poisonous ones. It is believed that many of the practices with Chinese herbs originated with Shen-Nong.

**Climate:** Herbs are generally sun-lovers requiring a minimum of four to eight hours of sunlight per day. A few of them, such as sweet woodruff, lady's mantle and chervil grow well in areas with less light.

**Soil:** Herb plants need a good foundation for optimum growth, and this begins with the soil. A quality soil provides good air circulation around the roots, good drainage and an adequate supply of nutrients. Poor soils can benefit from the addition of compost, which can help to improve soil texture, replenish nutrients and improve water retention and/or drainage.

Herbs require a well-drained soil that is a mixture of silt, sand, and organic matter. Soils that are too acidic or alkaline can inhibit the uptake of nutrients essential for healthy plant growth. For that reason, it is advisable to monitor the soil pH level and take steps to adjust it if needed. A pH of 6.5 to 7.5 is a good range to aim for in order to encourage healthy herb growth for most herbs.

**Fertilization:** The amount of fertilizer to use on herbs varies depending upon the variety of the plant and the type of soil. On the whole, herbs require only limited amounts of fertilizer, although there are exceptions. Usually, the addition of natural fertilizers such as manure or compost is all that is needed to maintain good plant growth. Synthetic fertilizers can also be applied sparingly if needed.

**Watering:** Rainfall, soil type and plant variety can all affect how much water herb plants require. Herbs need supplemental watering in hot, dry conditions where the amount of rainfall is inadequate for sustained growth. Some species, such as thyme, lavender and oregano prefer to be a little on the dry side. Others, such as lovage and parsley need more moisture. Fully-grown herb plants can withstand drier conditions much better than seedlings or younger plants, which need more water to help them become established. A periodic soaking that extends deeply into the roots of an herb bed is more effective than several light sprinklings that only penetrate the surface. Mulching can help to minimize the loss of moisture and decrease the need for frequent watering. However, it is not advisable to mulch in areas with high humidity and care should be taken to keep



Chives



Lavender

the mulch 2-3 inches away from the crowns of the plants to avoid rot.

**Harvesting:** Harvesting methods and times for herbs vary according to the intended use of the plant, the variety and the season. A good rule of thumb is to harvest in the morning after the dew has dried or early in the evening because the foliage is cooler at these times and the essential oils are at their most concentrated. Disinfect pruners before clipping stems, leaves or flowers. Never remove more of the plant than is necessary. Also, steer clear of gathering herbs too late in the growing season. Harvesting herbs is a form of pruning, helping to maintain the plant's shape and encourage bushy, compact growth. Place the herbs in a paper bag or a bucket of cold water after harvesting. Drying, freezing, refrigeration, microwaving or making vinegars and oils are all ways of preparing herbs for storage after harvesting.

#### Common Herbs to Try

**Basil:** Basil plants come in a multitude of different varieties with distinctive fragrances such as lemon, cinnamon, anise, clove and camphor. Red-leaved varieties are available in addition to the green ones. A rich, well-drained soil in full sun is the best place to plant basil. Water basil well when the top ½"- 1" of soil is dry to the touch.

Once mature, plants can be harvested repeatedly for their leaves and flowers. However, once basil is allowed to flower, leaf production declines and the taste of the leaves is compromised. Harvest or prune basil frequently to encourage bushy growth and slow-flowering. The most sought-after species (or type) for culinary use is *Ocimum basilicum*, which can be used in Italian dishes such as pesto, spaghetti and lasagna. Freshly chopped basil lends an unforgettable taste to green salads or it can be mixed with cubed mozzarella cheese and diced tomatoes.

**Chives:** In early spring, the pink, globe-shaped flowers of chives (*Allium schoenoprasum*) begin to bloom. This hardy perennial is a sun-lover and thrives in a moist, well-drained soil. The leaves and flowers smell and taste of onions and are often used in vegetable dishes or added to salads when a mild onion flavor is desired. Chive blossoms are used to add color and flavor to vinegars. A common baked potato can be dressed up with the addition of sour cream and chives. Garlic chives (*Allium tuberosum*) are a lesser-known kind with the mild taste and smell of garlic that can also be used for cooking. With both kinds of chives, trim the leaves on the outside of the plant first.

**Coriander/Cilantro:** The leaves of *Coriandrum sativum* are referred to as cilantro, while its seeds are called coriander. The dried seeds of coriander are one of the main ingredients in curry powder. The ground seeds are also used for making desserts and baked goods. Chopped cilantro leaves are often used in salsa and guacamole. Cilantro is an annual plant that can be difficult to grow. Sow cilantro in the garden in successive plantings to ensure a continual supply of leaves throughout the growing season. For good results, plant this herb in a light garden loam in full sun and keep the soil moist to avoid wilting.

**Dill:** Would pickles ever be the same without dill? *Anethum graveolens* can be biennial, but it is more commonly grown as an annual. Plant dill in a moist, well-drained soil located in full sun. Over the years, several shorter, more compact varieties such as 'Bouquet,' 'AAS Winner' 'Fernleaf' and 'Dukat' have been offered as an alternative to taller varieties such as 'Long Island Mammoth' and 'Vierling,' making it easier to grow dill in smaller places. Young dill leaves are referred to as dill weed and they are used in salads, soups, casseroles, eggs, pasta, fish and other meats. Ground dill seed is used in condiments as well as with meat, onions and cabbage.

**Thyme:** Thyme is a hardy perennial that grows well in light, well-drained soil located in full sun. There are many different species, offering variations in leaf color, flavor and fragrance. Creeping species such as *Thymus praecox* (creeping thyme) and *Thymus serpyllum* (mother-of-thyme) are welcome additions to rock gardens and flowerbed borders. Caraway thyme (*T. herba-barona*) is an additional creeping type that can substitute for caraway seeds in the kitchen. *T. vulgaris* (common thyme) is the species most commonly used for cooking, as well as the popular lemon thyme (*T. x citriodorus*).

**Lavender:** A beautiful and fragrant addition to the herb garden is lavender, which is used for crafting, cooking, and landscaping. *Lavandula angustifolia* (common lavender) is often used in the kitchen and it is one of the main ingredients in blends of Herbes de Provence. When planted in full sun, this hardy perennial develops nicely in a well-drained sandy loam that has been mixed with gravel. Excellent drainage is crucial to lavender's winter survival. Lavender's fragrance is well known and the flowers are used to make potpourris and perfume. *L. latifolia*, or spike lavender, is used in soap. Lavandin (*L. x intermedia*) is the product of a cross of spike lavender and common lavender. The essential oil of Lavandin is used to make soap, perfume and household cleaners.

**Oregano:** Greek oregano (*Origanum vulgare* subsp. *hirtum*) and its counterpart marjoram (*O. majorana*) are popular culinary herbs used in stuffing, casseroles, soups, stews, egg dishes and meat dishes. Greek oregano has a sizzling, spicy flavor, while marjoram is milder and sweeter. Both are perennials that favor well-drained soil and full sun.

**Parsley:** Two types of parsley are commonly grown in herb gardens: namely, common or curled-leaf parsley (*Petroselinum crispum*) and flat-leaved or Italian parsley

(*P. crispum* var. *neapolitanum*). Both types are used in the kitchen and can be added to soups, stews, casseroles and meat dishes; although Italian parsley is often the first choice for cooking. Curled parsley is eye-catching and is often used as a garnish. A well-drained moist garden loam is excellent for growing parsley; the soil should be kept moist to avoid wilting. This herb can be grown as an annual or as a biennial.

**Sage:** Sages come in a variety of flower colors and fragrances. Garden sage (*Salvia officinalis*) is the one used in the kitchen and is known as a flavoring for turkey, stuffing and sausage. Pineapple sage (*S. elegans*) produces vivid scarlet-red flowers in the fall. Sages are perennial herbs that should be grown in full sun in a well-drained garden loam. Not all sages are edible and some varieties are grown for landscaping purposes only.

—National Garden Bureau & The Herb Society of America





# Tall Oaks From Little Acorns Grow




On June 8-9, 2004, a tri-refresher was held in Colonial Beach, Virginia, on Historic Garden Restorations. As part of this program a garden was created at the site of James Monroe's birth.

The site was once a dumping ground for trash, and little was on the 70+ acres other than an old family cemetery and an obelisk positioned to mark the location. There was a National Marker indicating the property. The garden outline was professionally structured in the footprint of the Monroe home. The outline and plant material were purchased by Westmoreland County and the Virginia Landscape Design Council with a matching grant from NGC. Flowers and shrubs were planted by symposium participants and local Master Gardeners.

Shortly after the garden was completed the area Boy Scouts created a kayak ramp and Westmoreland regularly mowed a path to the ramp and at the garden. People began coming to the site to see what was happening. The cemetery was refurbished by family members.

Now the property is being managed by the Monroe Foundation. There are new roads, restored paths and trails, new parking areas, and subtle but functional trash receptacles are spaced throughout, along with signage. The most exciting addition is a beautiful new brick Visitors' Center. Docents provide information to tourists from the lovely structure. Plans are in the works for a replica of the original home to be built. The Monroe Foundation has committed to the construction of the long-awaited Monroe Park Project, which will include an orchard and a time-line walking path through the center of the property. This time line will have markers showing



**YUMA (AZ) GARDEN CLUB COOKBOOK**  
Member recipes, gardening tips, and planting schedule for the Southwest. Make check to YGC, 2739 West Julie Lane, Yuma, AZ 85365. \$15 plus \$4 shipping.

dates and historical reference significant to the life of James Monroe (1758-1831), 5th President of the United States.

As wonderful and magical as this turn of events is, a garden on historical property is not a small matter. Approvals and plans must be in place before the shovel can touch the dirt! Such needed approvals may include the Army Corps of Engineers, planning commission, board of supervisors, state historical review boards, society for historical plants, landscape architects and designers, and a professional master plan.

Historical preservation of this magnitude needs careful thought and consideration. We were lucky that plans had begun 15 years prior to the garden symposium.

As with all gardens, maintenance is necessary for a historic garden. This garden has had many trials over the last three years and is in need of repair. Weather has been most unkind: Earthquake, drought, flooding, hurricanes, tornado, hail, extreme ice and snow. Despite this, shrubs and flowers continue to hang-on.

—Janice Doyle, *NGC Historic Gardens*  
Chairman



# NGC Roster Changes

## 2011-2013 Board Members

### Executive Committee

Elected Officers

Treasurer, **Patsy Ruth Miller**, Route 2, Box 54, Selman, OK 73834-9623; [prmill@pldi.net](mailto:prmill@pldi.net)

### Chairmen

#### 2011-2013 Administration Projects

Photo Archiving of Accomplishments, IA Editor, **Sandy Mangels**, [Rua Angra dos Reis 267, 04643-060 S. Paula, S.P.](mailto:Rua_Angra_dos_Reis_267.04643-060_S_Paula_S.P.); [sandymangels@hotmail.com](mailto:sandymangels@hotmail.com)

#### Budget Committee, Committee Member

Delete: **Candace M. Morgenstern**  
Add: **Sandra Robinson**

#### Calendar Committee, South Atlantic Region

**Elene M. Combs**, 318 E. Fincastle Turnpike, Tazewell, VA 24651-1311

#### Calendar Committee, Central Region

**Liz Murken**, [lizmurken@gmail.com](mailto:lizmurken@gmail.com)

#### Communications Non-Print

Coordinator/Webmaster, **Kathleen Thomas**, [ngcwebsite@aol.com](mailto:ngcwebsite@aol.com) (website information only)

#### Communications Committee - Print

Publications/Brochures/Manuals Review Committee, **Harriet Osborne**, [Christwood 100 Christwood Blvd., #414, Covington, LA 70433-4619](mailto:Christwood_100_Christwood_Blvd._#414_Covington_LA_70433-4619); [Harrietosborne28@gmail.com](mailto:Harrietosborne28@gmail.com)

#### Conventions and Fall Board Committees

Conventions Vice Chairman, **Phyllis Steele**, [Pbsteele408@gmail.com](mailto:Pbsteele408@gmail.com)

#### 2013 Fall Board Meeting Chairman, **Kay**

**Schaefer**, 50 Waterford Drive, Florissant, MO 63033; [kschaeferdesigns@yahoo.com](mailto:kschaeferdesigns@yahoo.com)

#### 2013 Fall Board Meeting Vice-Chairman, **Ivy**

**Baebler**, 5513 Heatherbluff Court, St. Louis, MO 63128-4130; [Ivybaeb@att.net](mailto:Ivybaeb@att.net)

#### 2013 Fall Board Meeting Vice-Chairman, **Sophie**

**Connor**, 414 Hawthorne Avenue Webster Groves, MO 63119

### Environmental Concerns/Legislation

#### Environmental Concerns/

Legislation Committee, **Della Colver Barry**, [2123 Solstice Circle](mailto:2123_Solstice_Circle), Anchorage, AK 99503-1757  
Birds Chairman, **Beverly Heidelberger**, [bevheid2@hotmail.com](mailto:bevheid2@hotmail.com)

#### Environmental Studies School

Add: **ESS Accrediting Chairman (NE, C, SA, DS)**, **Sharon Brown**, [2755 Carnwright Mountain Road](mailto:2755_Carnwright_Mountain_Road), Troy, PA 16947-8479; [gardensb@hotmail.com](mailto:gardensb@hotmail.com)

#### Finance Committee

Finance Committee Member; Member Services Chairman, **Candace Morgenstern**, [39 High Hill Road](mailto:39_High_Hill_Road), Riverton, RI 02878-5005; [ms.candace@cox.net](mailto:ms.candace@cox.net)

#### Gardening Study Schools

GSS Accrediting Committee (DS, C)  
**Mary Ellen Alden**

#### GSS Accrediting Committee (RM, SC)

**Judy Pitcher**

#### GSS Accrediting Committee (NE, P)

**Joan Pryor**, [joanpryor11@hughes.net](mailto:joanpryor11@hughes.net)

IA Gardening Study Schools Chairman, **Guadalupe A. de Quiroga**, [capricornio33@axtel.net](mailto:capricornio33@axtel.net)

#### Gardens Committee

Arboreta/Public Gardens Chairman, **Cynthia Alexander**, [P.O. Box 1258](mailto:P.O._Box_1258), Celina, TX 75009-1258

#### Golden Circle

Golden Circle Member, **Veva J. Schreiber**, [648 Highview Terrace](mailto:648_Highview_Terrace), Lake Forest, IL 60045-3227

#### Grants/Development/Bequests Committee

ADD: **Grants/Gifts/Bequests Committee**, **Gertrude Chandler**, [Meadowbrook](mailto:Meadowbrook), 178 W-VA Road, Georgetown, SC 29440-2211; [wrandgtchan@aol.com](mailto:wrandgtchan@aol.com)

#### Horticulture

Coordinator/New Cultivars Chairman, **Carol Catlin**, [crat34@gmail.com](mailto:crat34@gmail.com)

#### Roadside Beautification Chairman,

Delete: (resigned) **Jennifer L. Boyenga**  
Add: **Carol R. Keefe**, [446 Woodlawn Drive](mailto:446_Woodlawn_Drive), Eufaula, AL 36027-5011, [tkeefe4779@aol.com](mailto:tkeefe4779@aol.com)

### **Infrastructure Committee**

Add: President's Liaison to IA, **Idalia Aguilar**

### **International Affiliates Flower Show Committee**

IA FSS Judges' Credentials (Colombia, Brasil, Ecuador & Peru), **Paula Mora**,  
paula.anturios@hotmail.com

### **International Affiliates Activities Committee**

Add: IA Garden Therapy, Chairman — Panama, **Lyda de Arenas**, P.O. Box 0843-01719, Panama, Republic de Panama; plarenas\_80@yahoo.com

Add: IA Garden Therapy, Chairman (Mexico), **Monica Castillo**; loscastillos@prodigy.net.mx

Add: Web Page Chairman, **Carmenhu Vilet de Torres**, Julian Carrillo #100 C.P. 78-250, San Luis Potosi, S.L.P. Mexico; carmenhuvilet@gmail.com

IA Horticulture Chairman/ Native Plants Chairman, Mexico, **Oralia DeSepulveda**,  
oraliagonzalezseppu@gmail.com

IA Environmental Schools Chairman, **Maria Eugenia Quintanilla de Spagnolia**,  
maruquintanilla2@hotmail.com

I.A. Gardening Study Schools Chairman,  
**Guadalupe A. de Quiroga**,  
capricornio33@axtel.net

IA Mentor, **Miradalva de Trejos**,  
miratre@yahoo.es

IA Environmental Awareness/Conservation Add: Chairman — Central America, **Marybel Guzman McIntosh**, P.O. Box 0819-00415, Panama, Panama; marymac@cableonda.net

### **International Disasters**

Vice Chairman, **Carolyn Golden Patterson**,  
Cjpatt77@frontier.com

### **Landscape Design Schools**

LDS Reading/Literature Chairman, **Jo'C Walker**;  
jocwalker20@gmail.com

### **Membership Committee**

Membership Committee (P), **Ginger Knutsen**,  
800 N.W. Elford Drive, Seattle WA 98177-4123;  
gingerknutsen@msn.com

### **Nominating Committee**

Chairman, **Dale W. DeFeo**, (Delete Virginia Address), Full-Time Address: 1070 South Collier Blvd., Unit 401, Marco Island, FL 34145-8431, Dwdfe01@aol.com

Nominating Committee (NE),  
**De Feldman**, defeldman6@gmail.com

Nominating Committee (C),  
Delete: **June M. Kummer**  
Add: **Joan Hood**, 1504 Avenue A, Webster Groves, MO 63119-5220, tolewg@yahoo.com

Nominating Committee (NE),  
Delete: **Vera Bowen**  
Add: **Shirlene H. Gosline**, 87 West Hill Road, Gardiner, ME 04345-1931;  
shgosline@myfairpoint.net

### **Organization Liaisons**

National Butterfly Garden Liaison, **Rilla Crane**,  
5433 Caminito Heraldo, La Jolla, CA 92037

### **Strategic Planning Committee**

Strategic Planning Committee (P), **Elaine Gunderson**, cggleg@gmail.com

### **Youth**

IA Schools Gardens Chairman,  
**Sandy Mangels**, sandymangels@hotmail.com

### **Roster of State Presidents**

Arizona Federation of Garden Clubs, Inc.  
www.azgardenclubs.com

The Garden Clubs of Illinois, Inc.  
**Susan P. Cooney**, 1834 Wesley Avenue, Evanston, IL 60201-3521

Louisiana Garden Club Federation, Inc.  
**Mary Jacobs**, Mary\_gardens@att.net

Nevada Garden Clubs., Inc  
**Vicki Yuen**

Washington State Federation of Garden Clubs;  
www.wagardenclubs.com

### **Underline denotes change**

*A garden is a result of an arrangement of natural materials according to aesthetic laws; interwoven throughout are the artist's outlook on life, his past experiences, his affections, his attempts, his mistakes and his successes.*  
~ **Roberto Burle Marx**

# Flower Show Symposiums

- McComb, MS** ..... May 1-2  
Local Registrar: Susan Gibbes, P.O. Box 729,  
Summit, MS 39666; 601-276-9551;  
sgibbes@bellsouth.net
- Columbia, SC** ..... May 3-4  
Local Registrar: Jerry Weise, 1507 Lorenzo  
Street, Mount Pleasant, SC 29464; 843-884-  
8998; jerrywbobw@juno.com
- Anchorage, AK** ..... June 16-17  
Local Registrar: Carol Norquist, 3734 W. 35th  
Avenue, Anchorage, AK 99517;  
907-248-9563; norquist@alaska.net
- Athens, GA** ..... July 15-17  
Local Registrar: Sally Holcombe, 3115 Brandy  
Station, Atlanta, GA 30339-4407; 770-436-  
9883; smholcombe@hotmail.com
- Canton, OH** ..... July 19-20  
Local Registrar: Deanna Stearns,  
330-526-6054
- Charlotte, NC** ..... August 5-7  
Local Registrar: Maggie Farrell, 18020 Loch-  
carron Lane, Cornelius, NC 28021; 704-892-  
3559; judgessymposiumnc@gmail.com
- Fishkill, NY** ..... August 13-15  
Local Registrar: Lucy Volland, 228 Athens  
Boulevard, Buffalo, NY 14223-1602;  
716-833-0494; lvolland@roadrunner.com
- Birmingham, AL** ..... August 15-16  
Local Registrar: Sybil Ingram, 154 Sugar  
Drive, Pelham, AL 35124; 205-733-9536;  
sybil40@charter.net
- Kalamazoo, MI** ..... August 21-22  
Local Registrar: Lynn Dinvald; 269-343-3827
- Providence, RI** ..... October 15-17  
Local Registrar: Vicki Iannuccillo;  
401-253-4535
- San Antonio, TX** ..... October 21-23  
Local Registrar: Dee Saunders; 210-656-4629
- Palm Beach Gardens, FL** ..... November 4-6  
Local Registrar: Phyllis Gidley, 2587 Green-  
wich Way, Palm City, FL 34990-7506;  
772-286-0507; gidleyc@bellsouth.net

# Landscape Design Schools

## Course I

- Bowling Green, KY** ..... September 19-21  
State Chairman: Martha Morgan, 1909 Harvey  
Ave., Bowling Green, KY 42104;  
270-781-5695; marthamorgan@insightbb.com
- Kearney, NE** ..... October 12-13  
State Chairman: Alice Hemsath, 110 E. 39th  
Street, E-1, Kearney, NE 68847-8176;  
308-224-3771; dhemsath@charter.net

## Course II

- Mason, OH** ..... April 12-14  
State Chairman: Barbara A. Shepard, 614-  
890-4627
- Ludington, MI** ..... April 19-20  
State Chairman: Terry Harding, 6287 Summit  
Ct., Traverse City, MI 49686-1885;  
231-947-0568; wsharding@chartermi.net
- Morgantown, WV** ..... May 23-25  
State Chairman: Donna Davis, 64 Bryant  
Davis Lane, St. Marys, WV 26170;  
304-684-3136; dadodavis@frontiernet.net

## Course III

- Normandy Park, WA** ..... April 24-26  
State Chairman: JoAnn Goldman, 18811 51st  
Ave. NE, Lake Forest Park, WA 98155-3059;  
206-362-3201; aljo2009@q.com
- Wellesley, MA** ..... November 1-3  
State Chairman: Jane O'Sullivan, 84 Old  
Meeting House Lane, Norwell, MA 02061-  
1436; 781-659-4423; jeosullivan@comcast.net

## Course IV

- East Brunswick, NJ** ..... April 17, 18, 20  
State Chairman: Nancy Schmaltz, 62 Beech  
Tree Lane, Shrewsbury, NJ 07702;  
732-741-1943; nan234@gmail.com
- Augusta, GA** ..... May 4-5  
State Chairman: Jane A. Whiteman, 6590  
Long Acres Drive, Sandy Springs, GA 30328-  
3018; 404-252-4473; jamawhit@bellsouth.net
- Derwood, MD (NCA)** ..... September 19-21  
\*State Co-Chairman: Dianne Gregg, 301-299-  
6456,  
\*State Co-Chairman: Paula Knepper, 301-424-  
7582

**T**he lesson I have thoroughly learnt, and wish to pass on to others, is to know the enduring happiness that the love of a garden gives.

~Gertrude Jekyll

For additional information on course listings, including instructors, designers and course topics, please see the NCG website: [www.gardenclub.org](http://www.gardenclub.org)

# Flower Show Schools

## Course I

**Buckhannon, WV** . . . . . April 19-21  
Registrar: Ina Cutright, 304-472-4513;  
Inajean01@cebridge.net

**Little Rock, AR** . . . . . May 29-31  
Registrar: Jo Krallman, 4714 Pine Drive, Benton, AR 72019-9196; 501-847-9171;  
krallman@sbcglobal.net

**Palos Verdes Peninsula, CA** . . . August 20-22  
Registrar: Gloria Aminian 551-833-8176  
gaminian@bak.rr.com

**Jacksonville Beach, FL** . . . . . August 27-29  
Registrar: Rosemary Anthony, 904-246-9737;  
Stephanie@solids.com

## Course II

**Okemos, MI** . . . . . April 24-26  
Registrar: Sue Kropschot, 915 Audubon Road, East Lansing, MI 48823-3005; 517-351-0464;  
SueTerrak@yahoo.com

**Appleton, WI** . . . . . May 4-6  
Registrar: Judy Miller, jmi54911@aol.com,  
902-734-0615

**Grants Pass, OR** . . . . . May 9-11  
Registrar: Roi Pietrzak 541-479-3859 rizcolonia@ccountry.net

**Springfield, MO** . . . . . May 30-June 1  
Registrar: Shirley McCarthy, 417-881-4632

## Course III

**Clarkston, WA** . . . . . April 24-26  
Registrar: Edith Cole, 509-843-1010;  
edithcole@wildblue.net

**Brecksville, OH** . . . . . April 24-26  
Registrar: Patricia Monroe, 216-486-0409;  
patriciamonroe@yahoo.com

**Bowie, MD** . . . . . April 24-26  
Registrar: Lou Whittington, 410-548-2641,  
louwhittington@aol.com

**Grove City, PA** . . . . . May 1-3  
Registrar: Cindy Jarzab, 814-255-2025;  
cjarzab@kinzua.net

**Great Falls, MT** . . . . . June 8-10  
Registrar: Virginia Piatt; 1540 Meadowlark Dr., Apt 53, Great Falls, MT 59404-3349;  
406-761-0668

**East Brunswick, NJ** . . . . . September 19-21  
Registrar: Nancy L. Gahtan, 908-879-7991;  
nlgahtan@msn.com

## Course IV

**São Paulo, Brasil** . . . . . April 16-19  
Contact Person: Sandy Mangels,  
e-mail: rmangels@amcham.com.br

**Sacramento, CA** . . . . . April 17-19  
Registrar: Carolyn Flynn, 530-386-2549

## Course IV

**Perrysburg, OH** . . . . . May 22-24  
Registrar: Dora Herold; 419-867-9076;  
dherold11@bex.net

**Wellesley, MA** . . . . . September 19-21  
Registrar: Hila Lyman, 508-548-0841;  
hilajeanne@comcast.net

# Environmental Studies Schools

## Course I

**Carlisle, PA** . . . . . June 26-28  
Registrar: Sheila Croushore, 652 Indiantown Rd., Somerset, PA 15501; 814-233-6769;  
sheshore@gmail.com

## Course II

**Carlisle, PA** . . . . . August 15-17  
Registrar: Sheila Croushore, 652 Indiantown Rd., Somerset, PA 15501; 814-233-6769;  
sheshore@gmail.com

# Tri-Refreshers

**Buffalo, NY** . . . . . May 20  
Event Chairman: Joan Peard, PO Box 1512, Williamsville, NY 14231; 716-634-1353;  
jepelp1512@msn.com

**Gainesville, FL** . . . . . June 19-21  
Event Chairman: Claudia Bates, 1511 NW 6th Street, Gainesville, FL 32601; 352-317-2831;  
cbates727@msn.com

# Gardening Study Schools

## Course III

**Madrid, IA** . . . . . April 12-13  
State Chairman: Jennie Clay, 4144 15th Street, Des Moines, IA 50313; 515-244-1434;  
gjclay@msn.com

# Book Reviews

Linda Jean Smith  
NGC Book Review Chairman

◆ ***Designing with Conifers: The Best Choices For Year-Round Interest In Your Garden***, by Richard Bitner, Timber Press, New York, 2011, Hardcover, 296 pp., ISBN 978-1604691931, \$34.95.

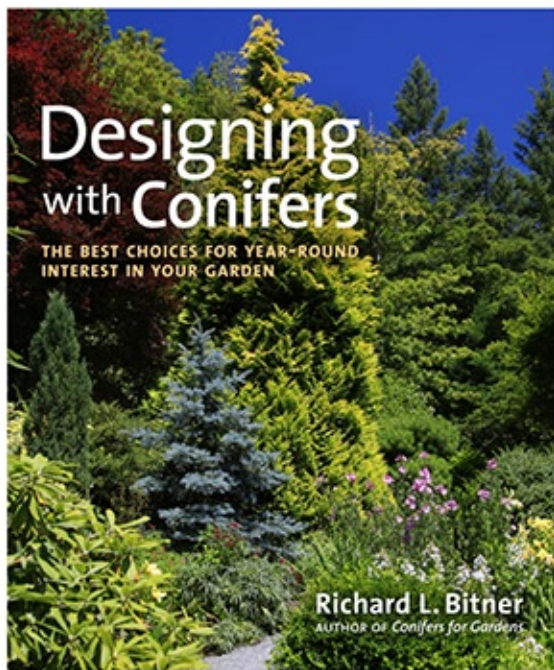
Author Richard Bitner is a garden writer and photographer. He is an instructor in Continuing Education at Longwood Gardens, in Pennsylvania, where he also studied horticulture. He is also a member of the Pennsylvania Horticultural Society's Gold Medal Plant Award Committee. His interest lies with conifers and he has written other books on the subject.

The book is divided into four chapters. In the chapter on "Shape" and the chapter on "Color," the various shapes or colors are discussed and lists of conifers that fall into that category, including their color/shape, size and other information, is given. Pictures of many of the conifers are included.

The chapter on "Specific Sites and Conditions" follows a similar pattern, but gives additional information on how each type of conifer may be used: hedge, screen, topiary, dwarf conifers for containers or beds, those that do well in shade, larger landscapes or Asian gardens. In the "Case Study" chapter, Bitner uses Cassandra and Bryan Barrett's beautiful garden, in Eugene, Oregon, as an example. There are several black and white photos of a section of their garden showing the upper story plantings, mid-story conifers and mid-story deciduous plantings in color, and the effect each story has in the garden. An Appendix with information on "Coping with Deer," "Places to see Conifers," "Bonsai Collections" and other topics completes the book.

This is a book with lots of beautiful photographs of individual conifers and gardens with conifers. As Bitner says in his introduction, "This book is about using conifers as garden plants. Selecting them for their habit, or their foliage, or maybe for their winter color." We seldom think of using conifers the way we do perennials in our garden, but their color, shape, and texture add to the landscape. We tend to use conifers in the wrong way and they end up being a design problem rather than a design asset. Bitner moves conifers away from the stereotypical foundation planting and covers the mistakes most gardeners make and gives alternatives. The book also acts as a good reference book for the many different types of conifers that are available, and includes enough photographs of them for the reader to see what they might like. Certainly, reading the book will give you some ideas of how better to use conifers in your landscape.

The one item I found missing was zones that the conifers would grow in. Most would probably do well in the north, but it doesn't indicate how far south some of these will grow.



◆ *Between the Apple Blossom & the Water; Women Writing about Gardens*, edited by Pamela Norris, A Bullfinch Press Book, Little, Brown and Company, Boston, 1998, Small Hardcover, 120 pp., ISBN 978-1840560008, \$33.55.

Editor Pamela Norris has an interest in nineteenth and twentieth-century literature by women. She is a writer and editor from Rye, in East Sussex, England.

Although this is an older book, it is still available both in new and used editions from Amazon and other

markets. This is a delightful book for anyone who likes to garden. It is an anthology of 47 classic writings by women on gardens and gardening whose works were published between 1860 and 1935. Each writing is accompanied by a page with beautiful images of flowers, gardens, and gardening by period artists. The writings are divided into four sections: The Sensuous Garden; Focus on Flowers; The Practical Gardener; and Garden Magic. The title comes from a poem by Vita Sackville-West, "The Land," in which she writes, "She walks among the loveliness she made, Between the apple-blossom and the water." An introduction explains about Victorian women and their love of gardening, and in the back of the book is a section with a short write up on each woman author.

One of the nice things about this book is each essay or poem is one page, and you can just open the book to any page and read the writing and enjoy the picture—almost like an adult picture book. The writings can make you smile, such as Frances Garnet Wolse-

## BETWEEN the APPLE-BLOSSOM & the WATER

Edited by PAMELA NORRIS



### WOMEN WRITING about GARDENS



ley telling about "The Essential Gardening Hat," which "should not be floppy as this is troublesome in windy weather." The writing may be from a book, such as an excerpt on gardens from "Little Women," by Louisa May Alcott." An essay by Gertrude Jekyll on "Gardening Tools for Children" and a poem entitled "I Tend My Flowers For Thee," by Emily Dickinson, are also included. This is a keeper of a book that you can enjoy no matter how many times you read it.

*Come, fill the Cup, and in the Fire of Spring  
The Winter Garment of Repentance fling:  
The Bird of Time has but a little way  
To fly—and Lo! the Bird is on the Wing.*  
~Omar Khayyâm

*The roofs are shining from the rain,  
The sparrows twitter as they fly,  
And with a windy April grace  
The little clouds go by.  
Yet the back yards are bare and brown  
With only one unchanging tree--  
I could not be so sure of Spring  
Save that it sings in me.*  
~Sara Teasdale, April

◆ **Color — An Inspiring Collection of Ideas For Each Season and Mood**, by Jane Packer, Photography, by Georgia Glynn Smith, London, England: Conran Octopus Limited, 201, large paperback, 192 pp, ISBN: 978-1840915600, \$19.99

Jane Packer is a London-based florist and modern floral designer, and has designed for stars of film, fashion, business and the royal family. She runs several flower shops and flower schools in London, Tokyo, New York, and a shop in Korea. She has written nine books.

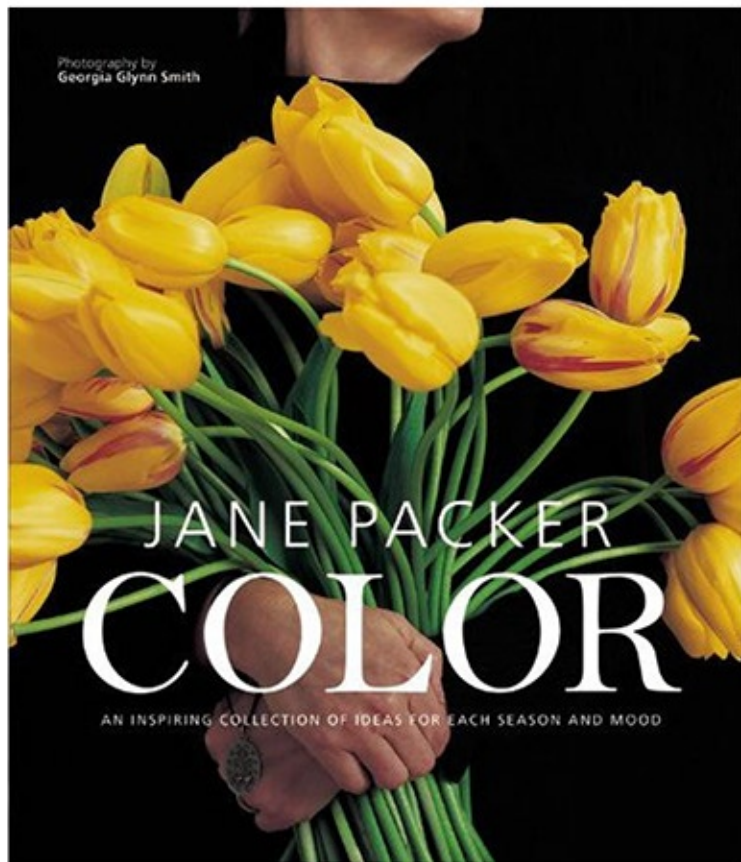
This beautifully illustrated book is broken down into six chapters—red, white, green, yellow, pink and blue. Each chapter is divided into spring, summer, autumn and winter. For each chapter there is also at least one project to make with instructions.

A three-tiered wedding 'cake' made from roses, a topiary tree made with bamboo and sunflower heads and an autumn wreath of oak leaves and Perry pears are just a few of the thirteen projects listed. At the end of the book is a Flower Directory, also listed by color, for each chapter, which gives the names of the flowers shown in the illustrations with notes, such as time of year when available; if they are scented; and available colors.

The best part of this book is the information on and use of color. As Ms. Packer says,

"Colour. It stops you in your tracks." Designs in the chapters are monochromatic in most cases and show the variations in tones and textures that the plant material has. I liked the way she likened the color to emotions and memories. For example, for white, she says, "White exudes serenity and sophistication. It is cool and breathtaking, and casts a gentle, diffused light. And it's not just a single tone: there is an entire spectrum of whites."

This is not a design book for NGC flower shows. However, for the floral designer who would like to do something different for her home—something simple or with a little "punch"—this is a great book of colorful and fun ideas. For the NGC designer, reading about the colors will have you looking at the color for a design in a different way.





# Bloomin' Bucks

with Brent and Becky's Bulbs

Your Support is a Beautiful Thing!

Order spring and summer bulbs! Beautify your community, your home *and* support National Garden Clubs!



How does Beautifying your Community and Home help us?  
It's simple. Here's how.

Go to: [www.bloominbucks.com](http://www.bloominbucks.com), click on the pull down menu and click on National Garden Clubs, Inc. ~ you will then be taken to the website of **Brent & Becky's Bulbs** where you can select from their huge selection of bulbs, plants, perennials, supplements, books, tools, home accessories—anything you want and need. In any quantity you need! In any color you want! And a percentage of your sale will help support NGC!

Brent & Becky created a special group of bulbs specifically for container gardening for NGC. When you get on the site, type in **National** (in the search tab) — 4 collections will be seen.

Beautify your home, community and support the President's Project, "Plantings for Public & Special Places."



Order your bulbs today.

## Have YOU Seen What's On Flickr?

Our NGC Flickr site is growing. Is your club or district or state represented? There are fantastic pictures of flower shows and designs; of Blue Star Memorial Marker plantings; of garden therapy workshop ideas; of interesting Arbor Day ceremonies and plantings. Use Flickr as YOUR idea book – share your pictures with others and get new ideas.

Send pictures with a short description identifying the group, project and location. Your Flickr photos are particularly seeking Blue Star Memorial Marker plantings, hydrangeas (our NGC President's favorite flower) and Aquatic Eco-system Project pictures. Do it today!

Send pictures to: **Robin Pokorski** at [RobinP@juno.com](mailto:RobinP@juno.com). Then visit our Flickr site: [Flickr.com/NationalGardenClubs](http://Flickr.com/NationalGardenClubs) — your online idea book!

## Saving Historic Sites Successfully

Successful preservation of a historic site should result in a completed project that will enrich your community for years to come. The process itself can bring its participants closer and leave them with a sense of achievement. It will involve more individuals, organizations and government agencies than your typical landscape design project. If your club decides to sponsor such a project, planning is paramount. Every hour you devote to research and planning up-front will save you at least ten in the long run. Without careful planning, your project may go down amidst acrimony. A successful project produces a historic site that conforms to original expectations, is protected

by clear-cut maintenance plans and will enhance the community. All of those involved should be proud of their contributions.

It is vital to identify the stakeholders in the project. Determine who owns the property, who uses it now, and who maintains it now. Will these change after the project is completed? Is your garden club the sole sponsor, or will you partner with a government agency or non-governmental organization (NGO)? Representatives of these groups or organizations will be your steering committee. When asking for committee members, be certain that they are willing and able to attend meetings. Identify the best time and places for these meetings. Attendance is generally improved if you meet regularly at the same time and place. Canvas members by e-mail to establish a meeting schedule. You may lose a few members and need to replace them at this point.

The goals of historic preservation are interpreting the legacy of the land, incorporating structures and landscapes as viable



*Hale Farm, near Bath, Ohio*

objects, education and finding criteria for significance. You might create a mission statement with these goals. Print it out on every meeting agenda, to help keep the project on track.

### Researching Historic Properties: Discovering a Site's Past

At least some research will be required at the very beginning, and will continue throughout the project. Keep in mind while researching that you will eventually need to choose a period for your preservation. An older property may have been renovated and altered many times over the years. Do you want to preserve the way it looks now, or how it looked in 1900, 1850, or 1800? One factor in this decision will be the knowledge you have about the site's past. Resources, including public records, are increasingly available on the Internet, but you will also need to consult archives, libraries and historical societies among others.

Primary sources include physical evidence e.g. extant structures and/or landscaping and any archaeological finds. Pictorial records are invaluable: photos, drawings, blueprints, and garden plans. Documents include the official (deeds, plat maps, etc.), private (account books, letters, diaries) and commercial (contracts). Secondary sources are by definition less reliable, but nonetheless valuable. They include newspaper articles, literary accounts, histories and books.

While the research is being done, you will need a site survey and inspections of any structures. Verify the ownership of the site and check the deed for any restrictions.



*Adena Gardens, Chillicothe, Ohio*

### Types of Preservation

You must determine which form your project will take:

- **Preservation:** Sustaining existing form and materials. Use of site may change.
- **Reconstruction:** New construction replicates former structure's materials and details.
- **Rehabilitation:** Repair, alter, or enlarge for compatible use, preserving useful cultural and historical features. Structures may be relocated.
- **Restoration:** Accurately depicting form, features, and characters. Removes non-historic features. May replace these with replicas.
- **Adaptive re-use:** Retaining historic features, but drastically changing use.

The site itself, your research, regulations and finances will dictate your approach and what period you wish to preserve. At this point you may need to bring in the experts: landscape designers, architects, engineers. They may be persuaded to donate some or all of their time as pro bono work. Depending on your community you may need approval of an architectural review board or historical society. Then there are all the code and zoning regulations applying to any construction project. Regulators should be approached informally early in your process. Your experts will be aware of regulations and restrictions. This can save a lot of time and money later on.

### Planning

Your steering committee may agree from the start that they want authenticity, but you should realize that the purist approach may be much more expensive to install and maintain. There are many good books and websites listing heirloom varieties. Every year the number of heirloom varieties available increases. This makes authenticity much easier to achieve, but not to maintain. The romantics among us sometimes like to denigrate modern hybrids, most often for loss of scent. However, many hybrids are superior in other respects. Mildew and disease resistant foliage, longer blooming periods, and more compact plants may reduce maintenance significantly. Lawn grasses especially must be chosen for practicality. Ideally, you will have a subcommittee to research plant choices. I don't think there is a problem with using hybrids in some instances, but be sure that you document what you use and why, for future generations.



*Birch Allee, Stan Hywet Hall, Akron, Ohio*

Maintenance is an issue that needs to be resolved early on. Don't let initial enthusiasm blind you into assuming full responsibility, unless it is a very small project. Look for partnerships. If the property is government-owned, be sure that you have a written agreement on maintenance. A project that falls into neglect, may discourage other civic projects for many years to come.

Budgets should be comprehensive, including future maintenance. Grants can be an important part your fundraising efforts and the budget will be scrutinized. Remember that in-kind donations and volunteer hours should also be calculated in the budget. Matching grants often allow you to apply these to your share.

Accommodating the 21st century may complicate or simplify your project. An existing stairway or path may be grandfathered



*Cutting Garden, Stan Hywet Hall, Akron, Ohio*

into your permit, but new ones will need to meet safety codes. Depending on the type of preservation you are attempting, you may want to include improved hardscaping materials.

### **Documentation**

Having researched the history of your site, you will appreciate how valuable documentation of your preservation project will be in the future. These should include the minutes of steering committee meetings, budgets, correspondence, contracts, lists of plants and materials used, plans, drawings, etc. Photograph every stage of the restoration. Find a permanent repository for these materials such as a historical society or the archives at your local public library. Don't leave them moldering in someone's basement.

In conclusion, preservation of a historic site can be one of the most rewarding projects your garden club will undertake. It will

increase your contacts and stature within the community. Everyone involved will receive an education in organization and cooperation. You will all gain a greater appreciation of your local history.

—**Victoria Bergesen**, *NGC Landscape Design Councils Chairman, former Executive Director Worthington [Ohio] Historical Society*

## **NGC Mission Statement**

**NATIONAL GARDEN CLUBS, INC.** provides education, resources, and national networking opportunities for its members to promote the love of gardening, floral design, and civic and environmental responsibility.

NEW ENGLAND'S PREMIER FLOWER SHOW

# THE NEWPORT FLOWER SHOW



# Salsa

JUNE 22, 23 & 24, 2012  
ROSECLIFF, NEWPORT, RI



FEATURING:  
MARIO FERNANDEZ, FLORAL DESIGNER  
DEREK FELL, GARDEN WRITER

OPENING NIGHT PARTY JUNE 22  
COCKTAIL BUFFET & ENTERTAINMENT

BUY  
TICKETS  
NOW  
ONLINE  
& SAVE!

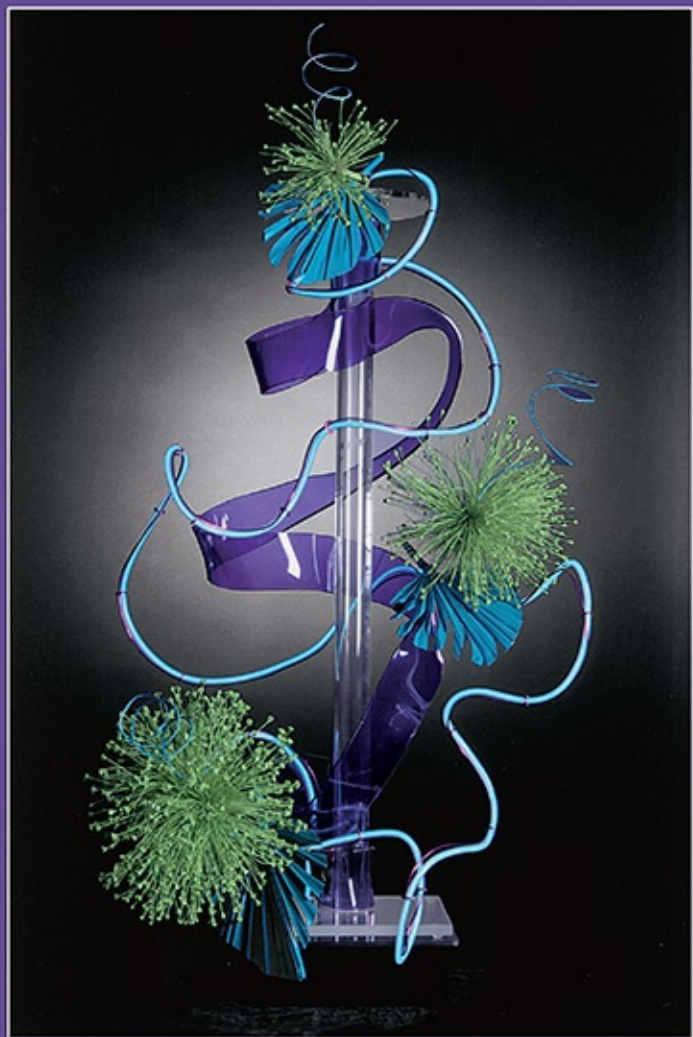


THE  
PRESERVATION SOCIETY  
OF NEWPORT COUNTY

*Presenting Sponsor Bartlett Tree Experts*



[www.NewportFlowerShow.org](http://www.NewportFlowerShow.org) • 401-847-1000



2013

*Vision of Beauty*