

THE NATIONAL

gardener

FALL 2016

**THE BUZZ ON
POLLINATORS**

**FALL MONARCH
PROJECT**

**A TRANQUIL
JAPANESE GARDEN**

Garden Club Insurance

Lowest Prices, Best Coverage since 1991.



Quote & Buy in 3 minutes

at RVNuccio.com or call 1-800-364-2433

Annual prices starting at:

- Liability Plus \$315.00
- Directors & Officers Plus \$88.00
- Bonding Plus \$83.00
- Accident Medical Plus \$123.00
- Property Plus \$112.00

RVNA[®] 
R.V. NUCCIO & ASSOCIATES, INC.



The National Gardener

Fall 2016 | Vol. 87, No. 4

National Garden Clubs, Inc.

6,000 Garden Clubs
200,000 Garden Club Members
50 States and the National Capital Area
70 National Affiliate Member Organizations
300 International Affiliate Member Organizations

Sandra H. Robinson, President
960 Maple Grove Road, London, KY 40744-8955

The National Gardener

Patricia Binder, Editor
535 Misty Moss Lane, St. Peters, MO 63376
Ph: 636-441-0022; patricia.b.binder@gmail.com
Direct all **advertising inquiries** to the
TNG Editor, Patricia Binder

TNG Circulation, 4401 Magnolia Avenue,
St. Louis, MO 63110; 314-776-7574

NGC Headquarters

Monday-Friday, 9:00 am - 4:30 pm CDT
4401 Magnolia Avenue, St. Louis, MO 63110
Tel: 314-776-7574 Fax: 314-776-5108
E-mail: headquarters@gardenclub.org
Internet: www.gardenclub.org

Michelle Smith, Ext: 214; Executive Director

Christine Cox, Ext: 218; Member Services

1-800-550-6007 - Orders Only, Please

Bill Trapp, Ext: 212; Accountant

Chris Schmidt, Ext: 211; Accounting Assistant

Katie Roth, Ext: 215; Administrative Assistant

Emily Huck, Ext: 210; Schools Secretary

TABLE OF CONTENTS

What's all the Buzz About?	6
Fall Projects for Monarchs	12
Honoring the U.S. National Park Service	14
Smokey Bear/Woodsy Owl Poster Contest	16
Book Reviews	18
Garden Club Profile	20
The Frightened Frog	24
NGC Schools News	26
Landscape Design Schools News	26
Flower Show Schools News	28
Gardening Study Schools News	32
Environmental Studies Schools News	33
NGC Roster Changes	34
NGC Schools and Courses	34
NGC Member Profile	36
Really-A Bug Guy Said That?	38
A Tranquil Japanese Garden	42
Leap into Leadership	46

THE COVER

"Mums the word"

Add unique color to the second season
flower garden with fall mums.

Photographer: Kristin Bowen

The National Gardener (ISSN: 0027 9331) (USPS: 595-500) is published quarterly by National Garden Clubs, Inc., 4401 Magnolia Avenue, St. Louis, MO 63110-3492 U.S. Subscription Rates: 1 year: \$8; 3 years: \$21. Foreign Subscription Rates: 1 year: \$18; 3 years: \$36. 1 year subscription outside continental U.S., including AIR MAIL: \$36; 3 year subscription outside continental U.S., including AIR MAIL: \$88. Change in name/address - \$1. Single copy - \$2. Postmaster: Send address changes to The National Gardener, National Garden Clubs, Inc., 4401 Magnolia Avenue, St. Louis, MO 63110. Periodicals postage paid at St. Louis, MO. Send all subscriptions, changes of address and inquiries to: Circulation Department, NGC, 4401 Magnolia Avenue, St. Louis, MO 63110-3492; Telephone: 314-776-7574



PRESIDENT'S MESSAGE

“Leap Into Action”

Why are garden clubs important? Garden clubs make significant contributions to their communities and in the lives of their members through opportunities for growth. Leadership workshops help local members develop skills and an understanding of the programs and projects of NGC. Local clubs engage citizens through their community improvement projects and programs. Informed, engaged citizens are better citizens, resulting in stronger communities and leaders. NGC provides to its members continuing education opportunities through Gardening Studies, Landscape Design, Flower Show and Environmental Studies Schools.

Why join a garden club? Are you curious about the natural environment? Do you love to garden, want to make an impact in your neighborhood through beautification, conservation and preservation efforts, or want to meet new people with similar interests? One of the best ways to make friends in a new community is to join the local garden club. Are you looking for recognition of your contributions or seeking opportunities to be engaged in your community? Join the local garden club. Do you have a passion for honoring veterans, reforestation, connecting children to the

natural world, global environmental issues, developing your photography skills or creative floral arranging? Join a local garden club.

Are you restless, needing an outlet for your talents? Are you looking for a way to make a difference? Join a local garden club. Garden clubs work on multifaceted projects on the local, national and international levels. Clubs work in schools, hospitals, prisons, community centers, libraries, on roadsides, historic sites, parks, forests and current issues such as pollinator protection. To participate in these diverse projects and programs, join a garden club.

Gardeners are concerned about issues related to health and the environment. One way we can make a change is through our use and understanding of plastics and their increasing effect on the environment. We are a plastic society. Try avoiding anything plastic for one day. Our light switches, toothbrushes, hairbrushes, toilet seats, coffee makers, cars, bottles, bags, straws, takeout food wraps and containers are made of plastics. It is versatile, lightweight, moisture resistant, durable and inexpensive, but leaves an indelible footprint on the environment. Every day in the United States, we throw out around 88,000 tons

of plastics. Of this, 86 percent end up in landfills. Eight million tons of plastic are dumped in the ocean around the globe each year. According to a new study, this is equivalent to five grocery bags for every foot of coastline around the world.

Plastic floating on the ocean's surface outnumbers sea life six to one or 46,000 pieces of plastic for every square mile.

Plastic also has been found in the Arctic Ocean; leading to speculation that a sixth garbage patch is forming. According to 5 Gyres, an organization aimed at reducing plastic pollution through education, science and activism, nearly 5 trillion pieces of plastic are floating in the world's oceans, causing about \$13 billion in damage to marine ecosystems each year.

Plastic is made from petroleum or natural gas. Many chemicals are added during the processing to make it easier to use in the end product. Synthetic plastic does not biodegrade, creating a growing environmental and health problem. Many are concerned that the chemicals, especially BPA, leached from plastics used in cooking and storage, are harmful to human health. What is your plastic footprint? What choices can you make to reduce your plastic consumption?

- Consider taking a reusable tote bag to the store, instead of collecting single-use plastic bags. If you use single-use bags, return them to the store on your next trip—your local retailer may offer a convenient recycling receptacle.
- Recycle plastic bottles and containers and newspapers in designated bins. Many municipalities offer recycling


“...nearly 5 trillion pieces of plastic are floating in the world's oceans...”

services. Consider finding a new purpose for your recyclables: some schools incorporate recyclables in student art projects as part of a science curriculum. Communities may offer educational centers that welcome your recyclables, as well as non-recyclables, and repurpose these materials for hands-on creative learning for children and adults.

- Plastic microbeads have become ubiquitous in hundreds of cosmetic and personal care products ranging from body scrubs to toothpastes. The plastics used in the manufacture of mi-

crobeads allows for the absorption of pollutants and chemicals. In addition, microbeads are discharged into our waterways because they do not get filtered out during traditional water treatment processes. Fish and other marine life consume the microbeads and absorb the toxins, which may leach into our food. The Microbead-Free Waters Act of 2015 bans the manufacturing of cosmetics containing microbeads beginning July 1, 2017, but until then, we need to do our part diligently.

Become informed, leap into action, reduce your plastic consumption and join a garden club today.



References: 5 Gyres, www.5gyres.org; Plastic Pollution Coalition, www.plasticpollutioncoalition.org; United Nations Environmental Programme report, www.unep.org; EcoWatch, www.ecowatch.com



GARDENING STUDY:

**WHAT'S
all the**

Buzz

ABOUT?

***When it comes to pollinators, it helps to see
the big picture***

By Lynette L. Walther

If you've ever tried to take a photograph of a butterfly or a honeybee, you probably noticed that those critters don't stand still for long. It isn't easy. And if you have followed one around the garden and looked closely, no doubt you saw a multitude of other insects buzzing around too. We are clearly outnumbered. But when it comes to bugs — insects, if you prefer — very few rate high on the “most popular” scale, if at all.

Oh sure, there are ladybugs and butterflies that we love to love. But for the most

part, folks associate the run-of-the-mill bugs like flies, wasps and beetles with something bad, something decidedly not beneficial. But let's just hold on here for a minute, and think about what we mean when it comes to bugs or insects being “beneficial.”

When we say an insect is beneficial, it most likely means it does something for us. Let's say it eats bugs we don't like or produces something we value or serves to pollinate fruit and vegetable crops, even crops to feed animals. You cannot consider

◀ **Bees aren't our only pollinators. Many insects such as wasps (like this one), bumblebees, flies and moths also serve to pollinate. Providing habitat and eschewing garden pesticides helps to promote these and other beneficial insects.**



pollinators without examining the role of beneficial insects and the workings of the insect world as a whole. When you get right down to it, that dragonfly that gobbled the mosquito that was about to bite you, or the bees that labored to produce the honey you spread on your biscuits, while at the same time pollinating the citrus crop, weren't doing all that just for you. Let's be perfectly clear. They do not care if you exist, unless of course you personally are to someday provide their next meal. See where I am going with this?

Insects are programmed to do certain things, and they will do them, no matter what we think about it. And the truth of the matter is that there are a lot of insects out there — a whole lot. And get this. For the most part they are actually beneficial. In numerical terms, of the 800,000 to 1,000,000 kinds of bugs we share the world with, some 97 percent are either beneficial to us or do not do us or our interests any harm. And in those numbers it turns out only one tenth of one percent can be considered actual pests. Surprised?

“When it comes to the insect world there is a complex web.”

Kind of makes one want to rethink the issue of insects, doesn't it? When it comes to the insect world there is a complex web. Here's one way to view insects:

- Pollinators — wasps, flies, bees, bumble bees, butterflies, moths
- Predators — wasps, beetles, flies, dragonflies, spiders




**National Garden Clubs Inc
Annual Convention
May 18-20, 2017
Richmond, Virginia**

**Richmond Marriott
500 East Broad Street
Richmond, VA
804-643-3400**

**Keynote Speaker
P. Allen Smith**



Visit www.gardenclub.org for details



▲ **Both commercially grown and dooryard citrus depend heavily on honeybees for pollination, though other pollinators such as wasps and bumblebees sometimes take up the slack when honeybees are not flying or are absent.**

- Parasitoids — wasps, flies
- Pretty — butterflies, ladybugs, dragonflies, moths

We know honeybees are one of our major pollinator insects, and in many cases are vital for crop success. But when it comes to pollinators honeybees (not native to this continent) aren't alone, not by a long shot. There are a lot of other insects out there moving pollen around, butterflies, flies, moths, native bees,

bumble bees and wasps included. Spend a few minutes observing a bunch of blooms and prepare to be amazed at how many insects show up for lunch. Add a number of birds, like hummingbirds for example, into the pollinator mix and you've got a lot of support out there. Gardens and insects and birds not only go together, they are interdependent. And that is a very important issue for gardeners. It represents the big picture that is play-

ing out in your landscape, and it is the picture you must consider when you seek to attract pollinators.

The predator insects make meals of other insects. When this activity suits us, we call them beneficial. Take ladybugs, which gorge on aphids, or those dragonflies that munch on mosquitoes or spiders that suck the life out of other insects that eat our plants. (Spiders, though not technically insects, are also important predators.)

The parasitoids are a breed apart in that their life cycles rely on the life cycles of some other insects. There are parasitoid wasps and flies that lay their eggs on insects that eat our plants, insects like tomato hornworms. Many of those also serve as pollinators. When their eggs hatch, they consume the host bug from the inside out in a grizzly fashion worthy of any horror movie. That's good, too.

And then last, there are the pretty ones — the ladybugs, the butterflies, the luna moths and so



◀ **Check those plant tags for lots of information, especially to see if the plants have been treated with neonicotinoid pesticides as these plants were. Neonicotinoids have been implicated in honeybee hive failures and mass honeybee deaths, and the chemicals remain within the plants for long periods.**

CREATING A POLLINATOR-FRIENDLY ENVIRONMENT

The Home Garden Seed Association, inspired by the conservation work of the Xerces Society, encourages all home gardeners to help the cause of pollinator production planting more flowers, an important source for all kinds of bees and butterflies. Every flower border, bed and windowbox helps. For more information on pollinators, look to the Pollinator Partnership website for links and planting guides for various regions and habitats: <http://www.pollinator.org/guides.htm>.

Here are some things to consider:

- Flowers clustered in clumps of at least four feet in diameter are more attractive to pollinators than scattered individual flowers.
- A succession of flowering plants that lasts from spring through fall will support a range of bee species.
- Flowers of different shapes will attract different types of pollinators.
- Pesticides are a major threat to insect pollinators.
- Visit bringbackthepollinators.org and sign the Pollinator Protection Pledge and order a Pollinator Habitat sign for the garden.
- Flowering trees are a springtime boost for pollinators. Now is the time to start a pollinator garden. Flowering annuals are easily and inexpensively grown from seed.

on. Some of them have decidedly beneficial habits and lifestyles, many which include pollination. The point here is that there are thousands of insects and birds which depend on those insects living their lives out, and most are doing things that benefit us and our gardens.

Even so, we have long been led to believe the opposite, that bugs are bad, and that it is easy to simply spray away those pests we don't like with chemicals. But that's just not how it works because when we spread, spray or dust insecticides or have our lawns treated, we not only disrupt that cycle of life involving all those insects

and pollinating birds, we actually end up killing more good bugs than bad ones. Plus, when we do this, the result often is a bounce-back of the "bad" bugs, but without those good bugs that help us keep the bad ones under control.

“...even butterflies like the migrating monarchs are disappearing.”

And now we've got a mystery on our hands. Honeybees, native bees and some wasps, even butterflies like the migrating monarchs are disappearing. Aside from the

beauty and wonder these marvelous insects provide, they are important links in the food chain. Not only would there be no vegeta-





HUMMINGBIRD FAVORITES FOR FLORIDA

- **Trees:** Red buckeye, Bottlebrush
- **Shrubs:** Butterfly Bush, Coral Bean, Firebush, Red Star Hibiscus, Firespike, Cardinal's Guard, Wild Azalea
- **Vines:** Cross Vine, Trumpet Vine, Coral Honeysuckle
- **Perennials:** Butterfly Milkweed, Red Basil, Shrimp Plant, Cardinal Flower, Cardinal Flower, Obedient Plant, Canna, Phlox,
- **Annuals:** Scarlet Morning Glory, Cypress Vine, Standing Cypress, Four O'Clock, Sunflower


bles, nor fruits nor flowers, but even food for livestock would be threatened without these and other pollinators. Fingers point to habitat loss and chemical controls as culprits.

Talk about the tide changing. It was not long ago that folks were asking what things to plant that did not attract bees. Now the reverse is true. One of the solutions to the mystery of pollinator decline is to provide food and habitat with blooming plants and eschew chemical controls.

This isn't to say that we should not pick off those ghastly green worms on the tomato plants. But take a moment to see if there are some white "rice grain-like" nodules on the worm, which are the eggs of a parasitoid insect which will hatch into many more parasitoid insects which will eat the tomato worm and ultimately many more of them, too. We can actually have a hand in helping this natural defense that benefits us when we accommodate some insects.

And how do you attract the pollinators? That's the easy part. Just plant flowering plants, shrubs and trees. We don't have to





▲ Is your lawn treated? Ask what chemicals are used. Pollinators like honeybees and butterflies that come in contact with flowering plants which have been treated with neonicotinoid and other pesticides are often harmed.

◀ Aromatic, colorful and easy to grow from seed, anise hyssop is just one of many annuals to plant to attract pollinators. This versatile annual is also great for cut bouquets and to dry for everlasting arrangements or herb teas.

be entomologists. But the more we know about the many insects, their life cycles and what they do for us, the more we understand and appreciate their importance in our lives and in the success of our gardens. And that is enough to make any gardener happy. Not only that, but you get flowers too which makes for a very pretty picture indeed. ■

Article and photos by **Lynette L. Walther**
 Reprinted with permission from *Florida Gardening Magazine*, www.floridagardening.com © 2016.

Lynette L. Walther is the author of "Florida Gardening on the Go," from University Press of Florida. She is a contributing writer and photographer for Florida Gardening Magazine and a contributing editor of Maine Boats, Homes & Harbors magazine. She is the author of two shellfish guides and has received numerous industry awards, including the Silver Award of Achievement from GWA: The Association for Garden Communicators.

Bee & Butterfly

PLANTS TO GROW FROM SEED, FOR ALL SEASONS

Early-blooming choices:

agrostemma, baby blue eyes, bishop's flower, California poppy, cerinthe, chives, clarkia, clover, dianthus, larkspur, lupine, mustards, opetospermum, parsley, peas, poppies, sweet Alyssum, viola and wallflowers

Mid-season pollinator plants:

anise hyssop, bachelor's button, basil, black-eyed Susan, blanketflower, borage, butterfly flower, calendula, cilantro, coneflower, cosmos, dill, feverfew, foxglove, lavender, lovage, monarda, oregano, portulaca, squash/pumpkin, thyme, tickseed coreopsis

Late-blooming pollinator plants:

agastache, amaranth, cleome, dahlia, marigold, Mexican sunflower, salvia, scabiosa, sunflower and zinnia



FALL PROJECTS FOR

Monarchs

Fall is the time to collect milkweed seeds for spring planting. Monarch Watch has requested NGC members to collect milkweed seed, native to your area, and send it to them so they can start plugs for spring planting. Monarch Watch is an excellent source for plugs and seeds in the spring for our Monarch Waystations.

“Monarch Watch has requested NGC members to collect milkweed seed...”

- **To collect the seeds, locate dry seed pods** on milkweed plants and make sure the pods are brown in color. Monarch Watch requests that seeds be separated from the pods whenever possible. There's an extra advantage to separating the seeds –the pods make an attractive addition to your dried floral arrangements. If you send the whole pod, be sure to secure it with tape, so the seeds are intact during shipping.
- **Please do not mix different species of milkweed.** Each variety should be placed in a separate envelope or package, and the species labeled accordingly. Monarch Watch asks that milkweed seeds be collected from wild-sourced plants, native to



Photo by Marian McNabb

- the United States. They do not accept tropical milkweed seeds. In addition, please make sure pods are dry and insect free. Please send at least one ounce of seed. For example, two to four onion bags of pods yield approximately one pound of seed.
- **When collecting seeds, please package them in an envelope, paper bag or onion bag,** so that if they're not completely dry, mold won't form as in a plastic bag. Please mark them, where they came from, your



REMEMBER

to register your pollinator gardens on the SHARE map at pollinator.org.

Our nationwide goal:
**ONE MILLION GARDENS
FOR OUR POLLINATORS!**

county, state, type of milkweed. For example, Common Milkweed - *Asclepias syriaca*, your name, the name of your club (if it's a club project), your address and e-mail, along with the date collected. Please also include helpful information such as if the site had a large amount of milkweed, or if it collected from a small area.

- **Did you create a Monarch Waystation?** Please first register your Monarch Watch Waystation with the University of Kansas, and then register it with NGC. E-mail your information to Joanna Kirby at kirbys50@hotmail.com. Mail your seeds to Monarch Watch, University of Kansas, 2021 Constant Avenue, Lawrence, KS 66047

Would you like to share butterfly information with your club or library? A new booklet from NGC, *Inviting Butterflies into Your Garden*, provides information for anyone interested in butterfly gardens. You may print the booklet directly from the NGC website at www.gardenclub.org or contact NGC Member Services at 1-800-550-6007 or 314-776-7574, extension 218. The booklet is \$3.

Do you love monarch butterflies, or

know someone who does? Please consider purchasing a NGC monarch butterfly pin, \$10, available on the NGC website or contact NGC Member Services.

Collecting milkweed seeds, registering your Monarch Waystation and sharing butterfly information = fall projects complete! ■

Marian McNabb

Monarch Watch Chairman
gwmmm@iowatelecom.net

ABOUT MONARCH WATCH:

Monarch Watch, an affiliate program with the Kansas Biological Survey of the University of Kansas, tracks the annual North American migration of the monarch butterfly, an indicator species for the need for pollinator habitat conservation. The program engages citizen scientists of all ages in large-scale research projects involving the tagging and tracking of migrating monarchs. These projects produce significant data on the migration and the conservation issues related to it. For more information, visit <http://www.monarchwatch.org/>

national flower arrangers

HONOR U.S. NATIONAL PARK SERVICE AT NGC CONVENTION

National Flower Arrangers was honored when asked by NGC President Sandra Robinson to pay tribute to the U.S. National Park Service on its 100th anniversary at the 2016 NGC Convention in Grand Rapids, Michigan.

Each designer shared her creativity in a personal interpretation of a national park. It was NFA's way to honor the national heritage we all hold dear as garden club members.

Jeanne T. Nelson
NFA President
j.t.nelson7@gmail.com



▲ **TOP LEFT:** The Joshua Tree by Deirdre Gross

BOTTOM LEFT: The Grand Canyon by Mary Ann Ferguson-Rich

▶ **RIGHT:** The Grand Tetons by Catherine Felton



◀ Smokey the Bear by Shirley Tetreault



▲
TOP: Saguaro by Brenda Bingham
BOTTOM: The Petrified Forest by Jeanne T. Nelson

NGC

MEMBER SERVICES

■
NGC Member Services offers a wide variety of items of interest to any garden enthusiast.

■
Books, gift ideas, award certificates, official ribbons, The National Gardener, Vision of Beauty calendar, yearly lesson plans and so much more.

■
Also, be sure to check out our sale items!

■
SHOP ONLINE AT
www.gardenclub.org

Call 1-800-550-6007
or 314-776-7574, ext. 218

award opportunities

FOR YOUTH OF ALL AGES

Smokey Bear/Woodsy Owl Poster Contest

National Garden Clubs' Smokey Bear/Woodsy Owl national youth poster contest, a partnership with the U.S. Forest Service, continues to draw the enthusiasm of artistic youth from around the nation. The poster contest, for children from first through fifth grade, provides students with the opportunity to demonstrate through original drawings of Smokey Bear or Woodsy Owl, their understanding of wild-fire prevention and basic environmental conservation principles.

Many thanks to all of the state and regional chairmen that got the word out about the contest and helped promote

poster entries. Your hard work has really paid off, and it shows! I am honored to celebrate my third year serving as national chairman for this wonderful youth contest.

“Virginia was the winning state...”

Speaking of hard work, each year we recognize the region and state with the highest number of poster entries. This year, the South Atlantic Region won with



a total of 1,791 entries. Virginia was the winning state with a total of 1,185 entries. Congratulations go to state and region SBWO Poster Contest Chairman Barbara S. Ohmsen for all of her dedication and hard work!!

The National Grand Prize winning poster was submitted by fourth-grade student Khushi Patel, whose artwork depicting Smokey Bear is both beautiful and educational. Khushi is a very talented artist who has won contests in her state for her artwork and is also an artwork celebrity in her school. Congratulations to Khushi, and to all of the winners!



As we look ahead to next year's contest, please help us spread the words of Smokey Bear and Woodsy Owl: Only You Can Prevent Wildfires! and Lend a Hand, Care for the Land. ■

Jennifer Moreno,

*NGC Smokey Bear/Woodsy Owl
Poster Contest Chairman
jennifermoreno1165@gmail.com*

◀ **Khushi Patel, 2016 recipient of the NGC Smokey Bear/Woodsy Owl poster contest, celebrates her achievement with U.S. Forest Service mascots Smokey Bear and Woodsy Owl. Also pictured are Sandra Robinson, NGC president and Thomas Tidwell, chief, U.S. Forest Service.**

The 2016 NATIONAL WINNERS by grade level are:

FIRST GRADE

Alex Barton

sponsored by the
Thoroughgood Garden Club, Virginia

SECOND GRADE

Rafael M. Gonzalez

sponsored by the
West Brownsville Garden Club, Texas

THIRD GRADE

Aniyah Purifoy

sponsored by the
Aldersgate Garden Club, Tennessee

FOURTH GRADE

Khushi Patel

sponsored by the
Suburban Garden Club, Tennessee

FIFTH GRADE

Rainey-Estelle Harrison

sponsored by the
Baton Rouge Garden Club, Louisiana

SMALL GROUP COSTA RICA TOUR

March 22 - April 1, 2017

Led by Master Gardeners. Explore Costa Rica's rich biodiversity, world-class botanical garden, coffee plantation, rainforest, volcanoes and more. Pacific resort accommodations.


**For details, e-mail Sharon Beck,
beckbugs@mycitycable.com**

Book Reviews



“The Flower Chef: A Modern Guide to Do-it-Yourself Floral Arranging,” by Carly Cylinder, Grand Central Life & Style, N.Y., Boston, hardcover, 224 pages, \$28, ISBN-13: 978-145555499. Cylinder, sometimes called the Rachael Ray of flowers, is the founder and creative director of Flour LA, Inc., a floral design studio in Los Angeles and New York. This modern, comprehensive guide, cleverly formatted as a cookbook, caters to all readers from beginners to professionals.


Linda Jean Smith
NGC Book Review Chairman



“Designing Life’s Celebrations,” by DeJuan Stroud with Debra Stroud, photographer Monica Buck, Rizzoli International Publications Inc., New York, N.Y., hardcover, 224 pages, \$50, ISBN-13: 978-0847848140. A passion for floral design and a timely career change established Stroud as one of the most successful event designers in New York City, with a client list that includes celebrities and media giants. Utilizing simple materials, Stroud shows how to bring floral components together in pleasing, creative designs that spark creativity.


Diana Bonner
NGC Children’s Book Review Chairman

FOR
CHILDREN



“The New English Garden,”

by Tim Richardson, Quayside Publishing Group, Minneapolis, Minn., 304 pages, hardcover, \$60, ISBN-13: 978-0711232709. “The essence of garden-making is a creative endeavor, forever changing,” said author Tim Richardson, noted writer, historian, garden columnist and trustee of the Garden History Society. He also served on the National Trust’s gardens advisory panel and wrote the first garden history course for the University of Oxford University. Twenty-four English gardens, photographed by renowned garden photographer Andrew Lawson, are featured in this overview of traditional British garden design and the growing contemporary garden scene.



“The Honey Makers,” by Gail Gibbons, Morrow Junior Books, New York, 32 pages, Grades K-2, ISBN 0-688-11387-7. This colorfully illustrated book hums with information, energy and charm as it tells the story of honey from bee to beekeeper. Readers will learn all the buzz about the physical structure of honeybees, how they live in colonies and produce honey, as well as the role of beekeepers.



“Cool Birds & Bugs – Great Things to Do in the Great Outdoors,” by Katherine Hengel, ABDO Publishing, 32 pages, Grades 3-6, ISBN 978-1-62403-694-1. This book inspires children to explore and connect with nature. It offers ideas and projects, including how to attract and protect birds and insects in their natural habitats, types of bird food, the benefits of insects and how to feed butterflies. It also offers instructions and materials on how to make bird nests and feeders, insect jars and how to start a backyard journal.



The History of Venice Area Garden Club

Since our founding in 1957, with 25 members who met twice a month in their homes, the Venice Area Garden Club currently has over 100 members and meets monthly from October to June.

The original objective of the club was to develop a knowledge of Florida gardening and to aid in the protection of forests, wild flowers and birds. We have grown into a club that has many interests, with a great emphasis on community involvement.

In 1958, the club became a member of Florida Federation of Garden Clubs, Inc., in District VIII. Its first program book was printed for the 1959-60 season. The first Flower Show was also held that year.

In these early years the focus was, and still is, on civic beautification. We have established and maintained over 15 gardens throughout the area. In addition, the club has donated funds for special projects, which include a beach picnic shelter; a trailhead building on the Intra-coastal Waterway; a unique flower fountain downtown; a park fountain project; banyan tree lighting; and donations to other community organizations.

The Home Tour was started in 1989, with proceeds funding our community projects and annual Scholarship Program.



Each year, through the help of generous homeowners, several lovely homes and gardens are open to the public. It is a community endeavor with local businesses helping to sell tickets as well as purchase advertising and restaurants offering lunch discounts for the two-day tour. Our members love to participate!

Our club is very proud of the fact that

“At our May 2016 luncheon, we awarded a total of \$30,000...”

over the years we have contributed over \$170,000 to the Scholarship Program, which does include Wikiva Youth Camp and SEEK. At our May 2016 luncheon, we awarded a total of \$30,000, comprised

of three \$5,000 and five \$3,000 scholarships, to Venice High School graduates and renewals. We also have funded graduates through four years of college, which some programs do not.



◀ The recipients of the 2016 Venice Area Garden Club NGC Scholarship.

▲ The historic Banyan House was a highlight of the 2016 Home Tour. The popular event helps to raise funds for the many community projects of the Venice Area Garden Club.

Along with helping to beautify our community, we continue to educate and encourage member involvement, not only in horticultural and floral design, but in all aspects and issues relating to the envi-

ronment, nature, our community and the world we live in. ■

Tina Bird,
President, Venice Area Garden Club

Cultivate our Garden Community

WITH GARDENING TIPS, IDEAS AND PROJECTS

Members of National Garden Clubs are a wealth of knowledge and information on all things in the garden.

Do you, or your club, have gardening tips, tricks, ideas or project successes to share?



The National Gardener would like to tap into your skills and talents, as well as showcase your favorite projects.

PLEASE SEND:

- **A brief description** of your idea or how a unique project fostered success.
- **A photo or two** of your project is welcome. Photos must be high resolution 300 dpi with photo credit information provided.

SEND TO:

Patricia Binder, editor
The National Gardener
patricia.b.binder@gmail.com

CFAA

Presents International Designer



Francine Thomas

FROM NEW ZEALAND

Francine Thomas, from Tauranga in the North Island of New Zealand, is the Featured Designer at the 2017 CFAA Seminar. Francine's passion for flowers and Floral Art has taken her to many different heights. In 2010 Francine decided to start her own business called "A Floral Affair by Francine". She joined the Tauranga Floral Art Group and became a qualified Teacher, Judge, Demonstrator, and Lecturer for the Floral Art Society and Consultant for florists. Since joining Floral Art, Francine has been Stage Hand for many well known designers; Irene Brockwell of Australia, Rob Platel from Holland, Gregor Lersch from Germany Mark Pamplung from Australia, Tomoki and Suri from Japan and many others.

Francine has done many workshops and large floral Theatres in New Zealand. She has been an invited guest to do designs on television on New Zealand's Good Morning show, has travelled to Australia on several occasions to demonstrate and teach for the New South Wales Floral Art Society and has done large installations for the Bay of Plenty Garden and Art Festival. She also has her own floral sundries supplier's ecommerce website.

In 2016 Francine won the New Zealand National Floral Art Designer of the Year, and was the National Demonstrator representing New Zealand at the WAFWA World Show in Dublin, Ireland in 2014. She was Designer of the Year in the 2006, 2010 and 2014 Bay of Plenty Art Festival. Francine has the Floral Art Society of New Zealand (FASNZ) diploma in Teaching, Judging and Demonstrating from the New Zealand Professional Florist Inc. (NZPF).

Francine has an energetic sense of humor which can be contagious and which is evident in her shows. She is inspired by what she sees and feels inside, to come up with her ideas. She loves sharing those ideas to inspire other people to do the same.

Creative Floral Arrangers of the Americas

Invites you to attend

World Travel At CFAA 2017 SEMINAR February 23rd — 26th, 2017

At the Orlando Airport Marriott Lakeside, Orlando, FL

International Designer:

Francine Thomas

Stateside Designers:

The Jersey Girls, New Jersey

Carol Lucia, Florida,

Fay Brassie, Georgia

Melinda Earle, Florida

Register now and Experience 5 Fantastic Design Presentations

Participate in 5 Exciting Hands-On Workshops

60+ Kaleidoscope Designs - Fabulous Vendors!

Thursday, February 23rd

Francine Thomas workshop - "Nature's Patterns" \$200

Friday, February 24th

Francine Thomas workshop - repeat "Nature's Patterns" \$200

Deirdre Gross workshop - "Dynamic Paper Dance" \$100

Anna Burns workshop - "Petite Designs" \$100

Jersey Girls - Design Presentation - "Destination for Creation"

Saturday, February 25th

Carol Lucia - Design Presentation - "Inspiration - The Art of Visual Thinking"

Fay Brassie - Design Presentation - "It's an Arty Thing"

Francine Thomas - Design Presentation - "Inspired by Nature"

Sunday, February 26th

Melinda Earle - Design Presentation - "Modern Mass and Beyond"

Francine Thomas workshop - "On the Edge" \$200

Registration begins October 1, 2016

Full Seminar Registration \$325 | Includes 4 Meals

Saturday Only Registration \$225 | Includes Dinner

*Advanced registration required for ALL workshops.

Visit <http://cfaofa.org/seminar.html> or contact Maureen Tuber (407) 909-1461
for registration forms, membership and seminar information.

Seminar open only to CFAA members

2015-2017 PRESIDENT'S SPECIAL PROJECTS AWARD the frightened frog

FIRST PLACE

Mississippi

BCL Youth Garden Club
Sponsored by Alice Bell Garden Club

SECOND PLACE

Florida

Greenacres Junior Garden Club
Sponsored by Oleander Garden Club
of the Palm Beaches

THIRD PLACE

Mississippi

Johnny Jump-Ups Youth Club
Sponsored by McComb Garden Club

HONORABLE MENTION

Florida

Wynnebrook Elementary School
Junior Garden Club
Sponsored by Wellington Garden Club
Binks Forest Elementary School
Sponsored by Wellington Garden Club

Brenda Moore

The Frightened Frog Chairman
b_moore@frontier.com



▲ The Lake Charles, Louisiana, Junior Garden Club of College Oaks Elementary School addressed endangered amphibians and read NGG's *The Frightened Frog*. Frog headbands also were constructed and proudly displayed. Leading the activities were garden club members (from left to right) Gayle McInnis, Camille Stakes and Diane LaFargue.

"Naturally New Orleans"

- 2017 -

DEEP SOUTH REGION CONVENTION
March 26, 27, 28, 2017

WHAT'S IN STORE FOR YOU AT DEEP SOUTH:

- Pre-Convention Tour of French Quarter Gardens and homes
- Deep South Region Flower Show
- Delicious Meals
- Tri Refresher Tour including private Gardens
- Optional Guest Tours
- Interesting Vendors
- Thought Provoking Programs

HOST HOTEL

Harrah's Casino Hotel
228 Poydras Street
New Orleans, LA 70130

MORE INFORMATION

EMAIL: mart3285@bellsouth.net
VISIT: www.lgcf.org **OR**
www.dsr.org



NEWS FROM ngc schools

Educational opportunities continue to be plentiful. Check the schools' listings on the NGC website, www.gardenclub.org, and in this publication. All courses for each school and multiple refreshers are scheduled.

Consultants from all schools are reminded to keep track of their good standing dates and seek refresher opportunities before your lapse date approaches. Refreshing is required in all schools by the end of the fifth calendar year from the date you became a consultant, or last refreshed. If you became a consultant any time during 2011, or if you became a consultant prior to that year and last refreshed in 2011, you should be in good standing until December 31, 2016. If this situation applies to you, you must refresh or request and receive an extension by the end of this year. If you have questions about your consultant status, the availability of refreshers or need to request an extension, contact your state school chairman. Remember, you can refresh by attending a full school course,

without testing, in the school in which you need to refresh, in addition to attending a single-subject or multiple refresher. Refer to the Environmental Studies School Brochure and Gardening Study School and Landscape Design Schools Student/Consultant Guides posted under Schools/Forms on the NGC website.

Remember to reference NGC, the provider of these educational opportunities, and the grantor of consultant and master consultant achievement status, in your written and Internet materials relating to and promoting our schools and refresher events. Refer students, consultants and interested parties to the schools articles in "The National Gardener" and "Keeping in Touch." Issues of both publications are available on our website if you do not receive them in other ways.

We recently learned that when a consultant completed all four NGC schools, making her eligible for Four Star Member status several years ago, members of her club presented her with a Four Star pin to

landscape DESIGN SCHOOLS

Landscape Design courses are taking place in Maryland, Virginia, Nebraska, New Jersey, Michigan, Massachusetts, Florida, Maine and Pennsylvania in fall, 2016. Two are planned in Alaska, and one in Arizona. For these two states, this is a first time. If you live near any of these states,

honor her accomplishment. However, that consultant recently discovered that she was not on the list of Four Star Members. You must apply for Four Star, and Five Star, status and that had not happened in this particular case. Please see the NGC website under Schools, Four & Five Star Program. State presidents and schools chairmen should familiarize themselves with the program and requirements, so that every eligible consultant is recognized and honored. Just

having a Four Star pin does not make you a Four Star Member, but completing all NGC schools is a significant accomplishment that should be recognized.

Our schools committees are grateful for the long-term support we had from Katie Roth as schools secretary at NGC Headquarters. Roth is now serving as administrative assistant, and we wish her luck and success in her new role. We welcome Emily Huck as our new schools secretary and also wish her luck and success. These staffing changes are posted on the NGC website under Headquarters/Staff. Those involved in schools administration should note that Huck is now our contact at headquarters at EHuck@gardenclub.org, extension 210.

Some regions have schools chairmen. If your region has them, we hope they are promoting schools in general and publicizing them within the region by reporting and/or exhibiting at conventions and keeping information current in region publications and on region websites. Know and contact the state chairmen for your school within the region, and ask how you can support them. If states are not conducting schools, challenge and encourage

them to have schools, assist them in their efforts and/or encourage combined efforts between states in your region or between your region and a neighboring one.

“Keep “Leaping into Action” to plan, promote, conduct, support and attend NGC schools...”

Keep “Leaping into Action” to plan, promote, conduct, support and attend NGC schools and refreshers that can help educate club members and the public about good environmental, gardening and landscape design practices.

Thanks to all who participate in and support NGC schools. Please contact our chairmen with your questions about these valuable time-tested NGC programs. ■

Greg Pokorski

*ES, GS and LD Schools Coordinator,
GregPokorski@earthlink.net*

consider a trip to participate in an out-of-state course. Congratulations to the state presidents and state LDS chairmen who chose to “Leap into Action” for the benefit of all gardeners. I urge all state LDS chairmen to read the 2012 LDS Operations Guide when planning a course. Procedures

for holding a course are outlined, and LDS 18, the Course Chairman’s Checklist, will assist in the process. Contact Victoria Bergesen, chairman, LDS Instructors, at victoriabergesen@gmail.com, for information to help you with the approval of instructors, their outlines and exams. If you have any

questions or concerns, the LDS committee members are only an e-mail or phone call away.

Jane Bersch

*NGC Landscape Design Schools
Chairman
janebersch@aol.com*

Flower Show

SCHOOLS NEWS

“While harvesting from this garden paradise, Eternity, giving generously, greets me continuously.”

- GARY BURNS

This has been a busy season of flower shows around the country and among our international affiliate clubs. However, many situations have surfaced which have required special directives and reminders to the chairmen about proper procedure.

Q We recently evaluated a flower show where the show failed to earn the mandated minimum average score of 95 points. Do the judges still need to submit evaluation forms?

Yes, completing the evaluation form is fulfilling the judge's obligation and promise he/she made when accepting the privilege. Evaluations are the private considerations of individual judges. Judges confer at the time of the show to determine an approximate score, but submit the forms individually to the proper state awards chairman. Because judges tend to notice different aspects of a show, the awards chairman needs

all three summaries to get a composite picture of the event. The awards chairman should summarize the critical factors that caused the show to score low and return these summarized remarks to the local show chairman, so the club can avoid those pitfalls the next time. The judges' evaluations are never returned to the sponsoring organization.

Q We had a person from out of state attend our Course IV. To whom should I send the grade record for that student?

The out of state attendee should provide the names and contact information of his/her state's FSS chairman

and credentials chairman. NGC Form 18F should accompany the student's request to attend the school and be completed and returned to the chairmen listed. It is important to keep the state FSS chairman informed so he/she can keep track of the student's progression through the mandatory program. It is essential for the state credentials and the FSS and symposium chairmen to keep in close contact and share information about who has attended out of state schools/symposiums. The student should also keep his/her own records if there is ever a question about attendance and grades.

Q When grades are recorded, do we need to record the individual point scoring grades, or can they be averaged?

The Green Manual for Flower Show Personnel and Instructors updates as of 2012, pages 58, 63 and 66, refer to the proper way to record point scoring grades. They are no longer

averaged to attain a passing grade. Both are recorded separately on the master grade record. Page 58 IV 2.a.: delete "grade average, page 63 VII. C.

A passing grade of 70 must be attained by each student in the written examination and the two written point scoring examinations in each subject. Page 66, note at bottom: delete last sentence. The confusion may be occurring because you are using outdated forms. All current forms can be found on the NGC website at www.gardenclub.org

Q This is the first time I have chaired a Flower Show School and I am getting conflicting information about the number of hours required for each subject for each course. Can you help me?

Green Manual for Flower Show Personnel and Instructors: pages 8-9 suggests a timeline for each course to include two hours for flower show procedure, five hours for each horticulture and design, which includes three hours for lecture and two hours for oral practice point scoring with an additional two hours for the written point scoring exams and three hours for the written exams. An exception to this is Course I, which requires only one hour for the written point scoring practice exam for one class of three exhibits.

Attention, Chairmen of FSS and Symposiums:

Please be aware of the potential for allergic reactions by those who are put near or asked to handle certain plant material. Recently, while teaching a class, an Instructor suffered serious reactions to field-grown lilies. Being in close proximity to certain flowers for an extended time in a closed room may trigger previously unknown allergic reactions resulting in rashes, breathing problems, sinus congestion, sneezing and watery eyes. Lilacs, roses, aroids, needled evergreens and lilies often are cited as plants blamed for causing varying degrees of distress. When scheduling such plants for horticulture topics or use in designs, instructors and students should be alerted to the presence of these plants and come prepared to cope with any resulting problems.

In addition, concern has surfaced among students and chairmen about the completion of school series which bridge the gap of the transition from the 2007 HB to 2017 HB. Although the 2017 HB is projected to be available for purchase beginning in February, 2017, the rules do not take effect until July 1, 2017.

Q Will courses taken in 2016 and spring of 2017, based on

the 2007 HB "count," if followed by courses taken July 1, 2017 and later, which are based on the 2017 HB?

Yes, all courses will count.

Q On which HB will the spring, 2017 and fall, 2017 HB exams be based?

Spring HB exam will be based on the 2007 HB. The fall, 2017 HB exam questions will be general enough so the information will be the same in both old and new HBs. Beginning with the April, 2018 HB exam, all questions will be based on the 2017 HB.

Q What is the date when clubs may begin holding flower shows which follow the requirements as stated in the revised 2017 Handbook?

The 2017 Handbook for Flower Shows will take effect July 1, 2017.

The Instructors' Symposium will be held in Atlanta, Georgia, January 26-27, 2017. State presidents are reminded to encourage the following state chairmen to attend: Flower Show Schools, Symposium, Credentials and Judges Council.

Dorothy Yard

*NGC Flower Show Schools
Chairman
dotyard@verizon.net*

ESCUELA DE EXPOSICIONES

de Flores

“Mientras cosecho de este jardín paradisíaco, La Eternidad, que ofrece con generosidad, continuamente me saluda.”

- GARY BURNS

Esta ha sido una temporada de múltiples exposiciones en todo el país y entre nuestros Afiliados Internacionales, donde han surgido muchas situaciones que requieren que los directores reciban instrucciones especiales y recordatorios en cuanto al procedimiento correcto.

Pregunta: Recientemente evaluamos una exposición de flores que no alcanzó el porcentaje mínimo de 95 puntos. ¿Los jueces igual tienen que preparar el formulario de evaluación?

Respuesta: Si, el completar el formulario de evaluación significa cumplir con la obligación y la palabra del Juez cuando aceptó el privilegio. Las evaluaciones son las consideraciones privadas de cada Juez. Los Jueces deliberan durante la exposición para determinar un puntaje aproximado, pero presentan el formulario individualmente al Director de Premios del País correspondiente. Dado que los Jueces suelen notar diferentes aspectos de la exposición, el Director de la Exposición necesita los tres resúmenes para acceder a una descripción completa

del evento. El Director de Premios debería resumir los factores decisivos que causaron que la exposición tenga un puntaje bajo, y entregar estos comentarios resumidos al director local de la exposición, para que el club pueda obviar estas dificultades la próxima vez. Las evaluaciones de los Jueces nunca se devuelven a la organización auspiciante.

Pregunta: Una persona de otro estado/país asistió a nuestro Curso IV. ¿A quién debería enviar las notas de este estudiante?

Respuesta: La persona que viene de afuera debería proveer el nombre e información de contacto de su Director de EEF del País y Director de Credenciales. El formulario NGC 18F debería acompañar la solicitud del estudiante

para asistir al curso, que se completa y se regresa al director mencionado. Es imperativo mantener informado al Director EEF del País para que pueda seguir los pasos del progreso del estudiante a través de este programa. Es muy importante que el Director del País de Credenciales y los Directores de la EEF y Simposios queden en contacto y compartan información de quiénes han asistido a eventos fuera del país. El estudiante debería guardar sus propios documentos ante la eventualidad de responder sobre asistencia y notas.

Pregunta: Al registrar las notas, debemos guardar las notas de Juzgamiento por Puntaje individuales, o pueden ser promediadas?

Respuesta: El Compendio para Personal e Instructores de Exposiciones de Flores actualizado en 2012, pag. 42, 46y 48 explica como documentar las notas de juzgamiento por puntaje. Ya no se promedian para obtener una nota aprobatoria. Las notas de las dos clases se registran en el formulario de Registro de Notas. Pág. 42 IV 2.a.: Tache “Nota Promediada.”Pág. 46 VII. C. Una calificación de 70debe ser alcanzada por el estudiante en cada tema en el Examen Escrito, y en las dos Clases del Examen de Juzgamiento por Puntaje en cada tema. Pág. 48, Nota: Tache

la última oración. Las confusiones pueden darse porque están utilizando formularios vencidos. Los formularios vigentes están en el sitio web NGC.

Pregunta: Esta es mi primera vez de Directora de la Escuela de Exposiciones de Flores, y me está llegando información conflictiva en cuanto al número de horas requeridas para cada tema en cada curso. ¿Me puedes ayudar?

Respuesta: El Compendio para Personal e Instructores págs. 3 y 4 sugiere un cronograma para cada curso con **dos (2) horas de Procedimiento, 5 horas c/u de Horticultura y Diseño**, que incluye (3) tres horas de clase y (2) horas de práctica de juzgamiento por puntaje oral, y **(2) dos horas más para el Examen de Juzgamiento por Puntaje y (3) horas para los Exámenes Escritos**.

(La excepción es para el curso I que requiere solamente una (1) hora para el Examen de Práctica de Juzgamiento por Puntaje de una clase de tres exhibiciones.)

Atención! Directores EEF y Simposios:

Por favor tomen recaudos ante las posibles reacciones alérgicas de aquellos que se exponen a ciertos materiales vegetales. Recientemente mientras un instructor daba clase, tuvo serias reacciones a

margaritas silvestres. El estar cerca de ciertas flores por un período largo de tiempo, en un salón cerrado, puede provocar reacciones alérgicas anteriormente desconocidas, que provocan sarpullidos, problemas al respirar, congestión, estornudos y ojos enrojecidos. Las lilas, rosas, aráceas, ramas de pinos y liliom son algunas de las plantas que se dice son causantes de problemas de distintos grados. Al programar el uso de este tipo de planta para temas de horticultura y diseño, se debe avisar a los estudiantes e instructores de su presencia, para que vengan preparados para solucionar cualquier adversidad. Se ha detectado mucha preocupación entre estudiantes y directores en referencia a finalizar una serie de cursos que empieza con el Manual del 2007, y termina con el Manual del 2017. Aunque el Manual 2017 estará disponible para su compra a principios de Febrero 2017 (en su versión en Inglés), las reglas no entran en efecto hasta Julio 1, 2017. (Als Enero 2018)

Pregunta: Los cursos tomados en 2016 y primavera del 2017 (Hemisferio Norte) basados en el Manual 2007 ¿contarán si se sigue con cursos después de Julio 2017, que se basan en el manual 2017? **Respuesta:** Si, todos los cursos serán válidos. **Pregunta:**

¿En cuál Manual se basa el Examen del Manual de Primavera 2017, y Otoño 2017 (Hemisferio Norte)?

Respuesta: El Examen del Manual de Primavera (HN) se basará en el Manual 2007. Las preguntas del Examen de Otoño 2017 (HN) serán lo suficientemente generales como para que la información sea la misma en los dos Manuales. **Comenzando con el Examen del Manual de Abril 2018, todas las preguntas serán basadas en el Manual 2017.**

Pregunta: ¿Cuál es la fecha cuando los clubes pueden hacer sus exposiciones con los requisitos del Manual revisado 2017?

Respuesta: El Manual de Exposiciones de Flores 2017 entra en efecto a partir del 1ro de Julio, 2017. (Als 1ro de Enero, 2018.)

El Simposio de Instructores se llevará a cabo en Atlanta, Georgia, Enero 26-27, 2017. Se recuerda a los Presidentes de los Clubes de Jardinería a animar a los Directores EEF del País, Directores de Simposios, Directores de Credenciales y Directores de Consejos de Jueces a asistir a este evento.

Dorthy Yard

*NGC Flower Show Schools
Chairman
dotyard@verizon.net*

*Translated by Sylvia Wray
NGC Flower Show Schools
Chairman, International Affiliates*

gardening

STUDY SCHOOLS

We hope your summer was both fun and productive, as you planned for informative, exciting programs and projects for your garden club members.

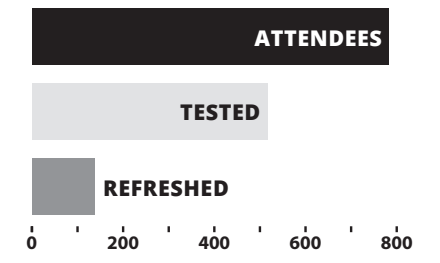
NGC Gardening Study consultants can play an important part of that process by hosting programs and workshops; assisting youth gardening activities, including Scouts projects; Habitat for Humanity landscaping; planting and helping to maintain pollinator gardens and Blue Star Marker landscapes; and more. We welcome your articles and photos about these activities and also projects undertaken by Gardening Study Councils. The deadline for the winter issue is November 1.

Do you have Gardening Study Schools in your state? Here is a summary of NGC's GSS activity from May 2015-April 2016:

- Twenty-two states held schools with 782 attending, 517 testing and 137 refreshing.
- GSS was held in three locations in Mexico and in Salto, Uruguay. Colombia has a school pending.

NGC'S GSS ACTIVITY

May 2015-April 2016



If you find you have too few garden club members to support a school, two or three states can jointly host a school. Let your state president and me know if you have inquiries about educational opportunities, particularly from your newest members. Most say they joined a club because they want more information about gardening. Imagine that!! We will help any GSS consultant set up and run a local GS School.

Please note that the school registration process has been simplified. Upon state approval, a GS School can be registered directly at NGC Headquarters by sending in \$5 with Registration Form 05-1, which has been signed by the state school and region accrediting chairmen, without requiring the listing of instructors. This allows the timely information to be posted on the NGC web site and in this quarterly magazine. Of course, the instructor information should follow as quickly as possible.

As part of the Gardening Study School "Reconciliation Ecology" series, please read the article in this issue, "What's All the Buzz About?" Author Lynette Walther reminds us "We don't have to be entomologists. But, the more we know about the many insects, their life cycles and what they do for us, the more we understand and appreciate their importance in our lives and in the success of our gardens."

Bring Gardening Study Schools to your state! ■

Barbara Hadsell

NGC Gardening Study Schools Chairman
barbarahadsell@cs.com

environmental STUDIES SCHOOLS



There are four school disciplines offered by National Garden Clubs, Inc. The Environmental Studies Schools offer many benefits to garden club members.

The Environmental Studies Schools offers four separate courses that can be taken in any order available. Each may stand alone, but all work together. The units are divided into Ecology and Environmental Science, Life on Earth and Earth Stewardship. Testing features an open book format with multiple-choice questions.

- **Course One** provides an overview of biomes, large communities of plants and animals that occupy a distinct region. What biome is your home place? How do your biomes interact or overlap? How can you influence or encourage what your local biome needs to be healthy? Is your home a place that offers a backyard habitat? What habits do you have that reinforce sustainability?
- **Course Two** involves the land conservation and food production. We certainly all need to eat. What is a healthy soil for production, what plants grow in your area, and how do you keep them strong and productive? Do you fertilize your lawn? What materials do you use for cleaning your home or fertilizing your lawn? Is there an alternative way? Is your city a tree

“Testing features an open book format with multiple-choice questions.”

city? Would you like to know about urban gardening and forestry? Did you know coastal zones can be found in the Midwest, as well as on both coasts of the U.S.? Is there a way to encourage and provide for pollinators? Bring

home your new knowledge from class, and share the information with your garden club. For example, NGC has pollinator projects

that may be of interest to your club members. Club projects also may be recognized for an award!

- **Course Three** focuses on air quality. What creates the ozone level? What makes up your household carbon footprint? Rainforests provide a great deal of oxygen for our consumption, but what is occurring worldwide that is changing those regions? Is there a group in your region that is working toward a healthier world, and if so, how can others work with them? Schools in your region frequently offer programs to create a better world.
- **Course Four** is based on water conservation and focuses on wetlands, aquatic plants, aquatic animals and sustainability. There are ways to be an effective steward. What is offered to youth in your area to help them understand stewardship and protect their futures?

...Continued on page 34

Continued from page 33...

Each session offers a two-hour field trip that reinforces classroom learning and applied skills. Small class sizes of 20 or fewer students, taught by college instructors, create a more personal experience. Environmental Studies Schools courses offer a comprehensive education by professional instructors at a reasonable price.

Attending Environmental Studies Schools will change your life, and how you view your world. Please consider giving our classes a go—and bring a neighbor! ■

Pat Rupiper

*Environmental Studies Schools
Chairman,
patrupiper@gmail.com*

**Environmental
Studies Schools**

COURSE II

**West Palm Beach,
Florida, Nov. 14-15**

School Chairman: Nancy Richards, 934 Cypress Dr., Delray Beach, FL, 33483, NancyRRichards@gmail.com, 561-702-0550

**Augusta, Georgia,
Nov. 18-19**

Local Chairman: Judith Kirkland, 1055 Fieldstone Rd., Grovetown, GA, 30813, jukirkland@knology.net, 706-556-3417

COURSE III

**Carlisle, Pennsylvania,
Oct. 4-5**

Local Chairman: Sheila Croushore, 652 Indiantown Rd., Somerset, PA, 15501, sheshore@gmail.com, 814-233-6769

Delaware, Ohio, Oct. 5-7

Chairman: Joyce Roth, 211 Justo Ln., Seven Hills, OH, 44131, jmroth12@gmail.com, 216-440-0360

**Augusta, Georgia, Jan.
20-21, 2017**

Local Chairman: Judith Kirkland, jukirkland@knology.net, 706-556-3417

**NGC ROSTER
Changes & Additions**

ROSTER OF STATE PRESIDENTS

Nevada Garden Clubs, Inc.

Delete: Vicki Yuen

Add: Nancy Lee Loesch
2384 Kalkaska Drive
Henderson, NV 89044-4517
nleelo@embarqmail.com

North Dakota State Garden Clubs

Delete: Angie Mayes

Add: Les Westgard
2714 26th Avenue S.
 Fargo, ND 58103-5006
LWestgard@aol.com

CHAIRMEN

National Garden Week

Delete: Elaine DiPietro (deceased)
no replacement at this time

**Picayune, Mississippi,
Feb. 7-8, 2017**

Chairman: Melanie Gousset, mgousset@cablone.net, 662-226-9666

COURSE IV

**Picayune, Mississippi,
Feb. 9-10, 2017**

Chairman: Melanie Gousset, mgousset@cablone.net, 662-226-9666

**Augusta, Georgia, March
10-11, 2017**

Local Chairman: Judith Kirkland, jukirkland@kknology.net, 706-556-3417

Flower Show Schools

COURSE II

Houston, Texas, Oct.

4-6 Registrar: Jody Rogers, 5910 Effingham Dr., Houston, TX, 77035, rogjody@att.net, 713-723-6416

Dallas, Texas, Oct. 11-14

Registrar: Peggy Consolver, 2208 Northcrest Dr., Plano, TX, 75075-8354, pconsolver@verizon.net, 972-424-1830

Bradenton, Florida, Nov. 2-4

Registrar: Christy Linke, 2909 Aston Ave., Plant City, FL, 33566, clinke3173@aol.com, 732-322-8392

Flower Show Symposiums

Santa Fe, New Mexico, Feb. 16-18, 2017

Registrar: Suzy Andrego, 6612 Dodd Pl. NE, Albuquerque, NM 87110, sandrego@qwest.net, 505-888-0480

Memphis, Tennessee, Feb. 27-28, 2017

Registrar: Amye Kelly, 2043 Bright Rd., Hernando, MS, 38632-9699, awkelly@att.net, 662-429-6005

Diamondhead, Mississippi, March 7-9, 2017

Registrar: Brierley Ackler, 5610 Ahuli Pl., Diamondhead, MS 39525, brierleyaa@bellsouth.net, 228-255-2697

Gardening Study Schools

COURSE III

Springfield, Missouri, Oct. 3-5

Local/State Chairman: Josie Raborar, 5650 S. Woodcliffe Dr., Springfield, MO, 65804, jraborar@sbcglobal.net, 417-818-4780

East Brunswick, New Jersey, Oct. 4-7

Chairman: Beverly Kazickas, 59 Northwood Ave., Demarest, NJ, 07627, Kazickas55@aol.com, 201-321-7004

Houston, Texas, Jan. 24-26, 2017

Chairman: Cheryl Lenert, 21744 F.M. 2920 Rd., Hockley, TX, 77447, lenert@flash.net, 281-255-9004

Chattanooga, Tennessee, Feb. 7-8

Local School/Event
Chairman: Maggi Burns, 8258 Chula Creek Rd., Chattanooga, TN, 37421, MaggiTFGC@epbf.com, 423-499-9751

COURSE IV

Davie, Florida, March 21-22, 2017

Local Chairman: Judy Pitcher, 1931 Rollingwood Rd., Monee, WI, 54455, wgcjudy@aol.com, 715-359-0291

Boylston, Massachusetts, April 6-7, 2017

Local/State Chairman: Linda Jean Smith, 23 Bentley Ln., Chelmsford, MA, 01824, lindajeansmith@comcast.net, 978-256-3101

Landscape Design Schools

COURSE I

Lancaster, Pennsylvania, Nov. 13-15

State Chairman: Vivian Abel, 200 Marticville Road, Lancaster, PA, 17603, vivianbob@pheasantrun-farmbb.com, 717-872-0991

Clermont, Florida, March 28-29, 2017

State Chairman: Karen Gott, 3040 NE 9th Ave, Pompano Beach, FL, 33064, kgott917@gmail.com, 954-295-7205

COURSE II

Charleston, South Carolina, Jan. 17-18, 2017

State Chairman: Susan McLeod Epstein, 1299 Old Towne Rd., Charleston, SC, 29407, susanmcleodepstein@gmail.com, 843-224-6784

COURSE III

Fairbanks, Alaska, March 18-20, 2017

State Chairman: Becky Hassebroek, 518 Slater Dr., Fairbanks, AK 99701, beckyhasse@aol.com, 907-456-3066

New Haven, Connecticut, March 21-22, 2017

State Chairman: Susan Laursen, 3 Tammy Hill Rd., Wallingford, CT, 06492, Sklaursen@aol.com, 203-415-2077

Continued on next page...

COURSE IV

East Brunswick, New Jersey, Oct. 18-19

State Chairman: Alice Dickson, 109 Flocktown Rd., Long Valley, NJ, 07853, aliced922@gmail.com, 908-852-3063

New Smyrna Beach, Florida, Feb. 9-10, 2017

State Chairman: Karen Gott, 3040 NE 9th Ave., Pompano Beach, FL, 33064, kgott917@gmail.com, 954-532-5602

Fairbanks, Alaska, April 1-3, 2017

State Chairman: Becky Hassebroek, 518 Slater Dr., Fairbanks, AK 99701, beckyhasse@aol.com, 907-456-3066

Tri-Refresher

Environmental Studies, Gardening Study and Landscape Design Schools

New Orleans, Louisiana, March 29, 2017

Event Chairman: JoAnn Christopher, 311 Suave Rd., River Ridge, LA, 70123, ptajc@att.com, 504-737-2320


member profile

DOÑA ALICIA PEREIRA GUZMAN

Born on the June 7, 1916 in Alajuela, Costa Rica. In 1938, she graduated as professor from the Escuela Normal de Costa Rica. She married Raúl Solano Calderon in 1947, and has two sons and four grandchildren. She is a founding member of Club de Jardines de Alajuela, and is still a member after 68 years. Her passion is the cultivation of Saintpaulias, of which she has many in her beautiful garden. She is a wonderful example to family and friends, for her strength and entrepreneurial spirit. She is greatly admired and loved by all who know her.



Nació el 7 de junio de 1916 en Alajuela, Costa Rica. En 1938 se recibió de Profesora de la Escuela Normal de Costa Rica. Se casó con Raúl Solano Calderón en 14, tuvo dos hijos y cuatro nietos. Es socia fundadora de Club de Jardines de Alajuela, al que ha pertenecido por 68 años. Su afición principal es el cultivo de Saintpaulias. Su hogar es un bello jardín de estas hermosas plantas, entre otras. Es un gran ejemplo, para su familia y amigos, por ser una gran luchadora y tener un espíritu emprendedor. Todos sentimos un gran cariño y admiración por ella.



The zinnia grown in space is ready for its close up.

**“Where flowers bloom,
so do possibilities.”**

- CAPT. SCOTT KELLY

On January 16, 2016, U.S. Navy, NASA astronaut and Expedition 46 Commander Scott Kelly shared photographs of a blooming zinnia in the Veggie Plant Growth System facility aboard the International Space Station. The experiment helps us better understand how plants grow in microgravity.



Instagram: stationcdrkelly, 29.3k likes ▲

<http://www.nasa.gov/image-feature/first-flower-grown-in-space-stations-veggie-facility>

HOLIDAY GIFT IDEAS!

from **ngc**
member service department

Share NGC products with your loved ones this holiday season!

Shop online: www.gardenclub.org
Call 1-800-550-6007
or 314-776-7574 ext. 218

Scarves | Keychain / Badge Holders
Charm Bracelets | Frightened Frog Books



really - A BUG GUY SAID THAT?

Who would think that a professor of entomology (a “bug-guy,” in other words) would have a profound impact on the lives of all who care about our environment and our wildlife? I believe it surprised Doug Tallamy, as well! You probably recognize him as the author of “Bringing Nature Home: How You Can Sustain Wildlife with Native Plants,” and he’s one busy guy, giving workshops all over the country these days. Now, why would a “bug-guy” be so popular, and how could his message be so profound?

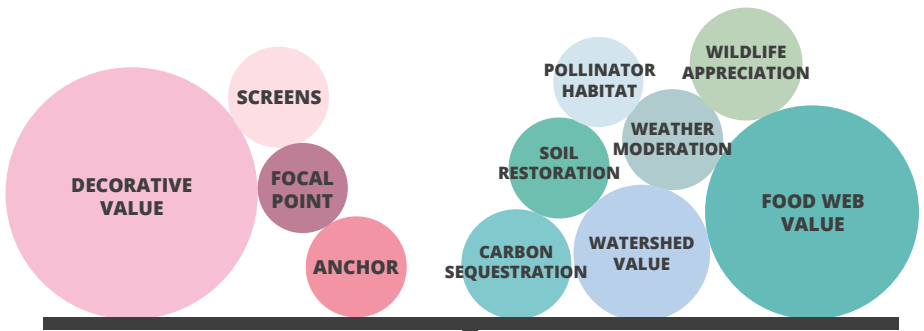
The following is a report by Arabella Dane, NGC Monarch Watch advisor, on the sold-out workshop Tallamy presented at the Coastal Maine Botanical Gardens in June:

- He stressed the importance of planting the plants in our garden that our

native insects depend upon, as these insects are the protein source for our migratory and resident birds. These insects are the critical element of the food chain.

- Doug’s basic premise is that by planting native plants for our native insects, we are allowing Mother Nature to complete her web, garden by garden. Our landscape must 1) support life, 2) sequester carbon, 3) clean and manage water, 4) enrich soil, and 5) support pollinators in the process.
- In order to help our local pollinators and the wildlife dependent upon them, he advises that we should consider creating corridors connecting natural/wild areas - the purposes served by our mountain ridges and river valleys. He suggests we consider





Future Criteria for Choosing Plants for our Landscapes

using our power lines, roadway edges and medians and our rangelands to work in a similar manner.

- On the domestic level, he advises that we should reduce the amount of lawn in our own gardens as lawns do not sustain biodiversity; and that we should transition from non-native ornamentals to native ornamentals.
- Doug suggests that, as in nature, we should plant our properties in layers - with the taller structural plants creating the canopy and then bring in the woody shrubs to make the walls, and use ground covers, etc., to make the floor. And, as in nature, we should plant densely - as this facilitates pollinator's easier access to their food sources - and that we should favor planting in communities over using isolated specimen plants as occurs in nature.
- The overwhelming evidence of the way our native plants sustain our native insects was shared using technical data comparing native host plants to non-native ornamentals. He also explained - and shared data - showing

the importance of understanding the seasonal nutritional value of native vs non- native berries to our migratory birds. This data is available on his web site.

Doug's message is reasoned and compelling. His slides were gorgeous. He is very gracious about sharing his information. If you have the chance to hear him speak - and he is visiting many clubs this year - by all means do so.

I had the pleasure of introducing Doug as a keynote speaker at NGC's 87th Convention in Grand Rapids, Michigan. From the moment he began speaking,

every eye and ear in the room was completely focused on him and his message.

I know I've been guilty of bringing in plants that are not normally grown in my area. I always felt it was exciting to have something different. But then, here I was being shown how, in urban America, so much land has been clear-cut to make room for our homes, and non-native ornamentals have been planted exclusively, resulting in the removal of ALL of the natural food for our wildlife. Baby birds are fed almost exclusively soft caterpillars of one

“...we should reduce the amount of lawn in our own gardens as lawns do not sustain biodiversity...”

kind or another – rich in protein and easy for them to eat. Doug shows how non-native ornamentals transplanted to an area may support only one caterpillar – maybe none – where a native oak, for example, may support over 50 different kinds of caterpillars! Now, that is indeed profound! If our birds can't find food to feed their chicks, they won't be able to grace us with their presence! And, this is only one form of wildlife.

Let us be reminded that our wild creatures will not be here in the future if we continue to take away their food and the places they live. In many parts of the country, they have no place left but the gardens we've created. It's up to us! And it's not too late. Our native trees and plants are indeed beautiful – SHOWCASE THEM! They will provide our wildlife with the food they need – from the smallest insect to our pollinators, the birds and their young, and on up the food chain.

"A land without insects, which you may think is a gardener's dream, is a land without most forms of higher life. The terrestrial ecosystems on which we humans all depend for our own continued existence would cease to function without our six-legged friends" – Doug Tallamy.

Be sure and include Doug Tallamy's "Bringing Nature Home: How You Can Sustain Wildlife with Native Plants," in your library, share it with your friends and children, and try to catch him at one of his workshops around the country.

Now it's YOUR TURN to make that profound difference in the world around you – you want to preserve this for yourself AND for our future generations! ■

Becky Hassebroek,

NGC Environmental Concerns/Conservation Committee, Bee a Wildlife Action Hero chairman, National Wildlife Federation Liaison Committee, BeckyHasse@aol.com

NEW! Garden Markers

Plant it Pink garden markers will be available soon from NGC Member Services. **Two sizes are available**—small for your pots of pink flowers, or large for your pink ground plantings.

The markers are a perfect way to **promote breast cancer awareness** and your garden club's commitment to this worthy project. And, they are available just in time for October, which marks National Breast Cancer Awareness Month!

Remember, fall is a great time to plant pink tulip bulbs at home and in public places for a beautiful pink spring! Plant it Pink...Planet Pink!



TO ORDER:
Contact NGC Member Services
1-800-550-6007 or
314-776-7574, ext. 218



ORGANIC

Get a Dose of Nature No Measure. No Mess.

EASY DOSE
AUTO FILL CAP



FOR ORGANIC GARDENING

Promotes Roots & Growth
Mix with Water • Feeds Instantly
No Measure • No Mess
For Indoor & Outdoor Plantings

FOR ORGANIC GARDENING

Promotes Growth & Greening
Mix with Water • Feeds Instantly
No Measure • No Mess
For Indoor & Outdoor Plants

FOR ORGANIC GARDENING

Promotes Flowers & Fruit
Mix with Water • Feeds Instantly
No Measure • No Mess
For Indoor & Outdoor Plants

The **NEW** Espoma Organic liquid plant foods are loaded with natural ingredients and millions of beneficial microbes to grow bigger, more beautiful plants. And with Espoma's new Easy Dose cap, you'll get a perfect pour every time. Just flip open the cap, pour the pre-measured dose into your watering can, and feed. No measuring. No mess.

Espoma. A natural in the garden since 1929.

Watch our video to learn more | www.espoma.com/liquids



Landscape

DESIGN **A TRANQUIL
JAPANESE GARDEN**

Gardeners who chose to refresh at the 87th Annual NGC Convention in Grand Rapids, Michigan, in May, were treated to an outstanding, informative day. The venue for the event was the Frederik Meijer Gardens & Sculpture Park.

In 1990, Frederik and Lena Meijer wanted to create a cultural site that combined horticulture and sculpture. Their dream became a reality in the Frederik Meijer Gardens & Sculpture Park, which “promotes the enjoyment, understanding and appreciation of gardens, sculpture, the natural environment and the arts.” Approx-

imately 158 acres of gardens, meadows, woodlands and wetlands, and a tropical conservatory, was the result.

A tram ride provided an overview of the gardens, which include a children’s garden,


a woodland shade garden, a Michigan farm garden and a Japanese garden. Many of the Meijers’ sculptures have been incorporated in the landscape. A tour of the 15,000-square-foot Lena Meijer Tropical Conservatory took us through

many different ecosystems. Additional sculptures were on display in the indoor sculpture galleries.

**“...promotes
the enjoyment,
understanding and
appreciation of
gardens...”**

The Lena Meijer Pond with Holton Family Island and gazebo. ▶





Massive boulders were used to create waterfalls
◀

Following a luncheon, attendees benefited from four presentations. Topics with lectures and slides covered “What’s New in Landscape Design,” by Tim Banfield, noted landscape architect and NGC accredited instructor; a presentation by Karen Motawi on the Loda Lake Wildflower Sanctuary; and an informative lecture, “Butterfly Gardening,” by Brenda Dzedzic, a monarch conservation specialist of Monarch Watch. A slide presentation and lecture

by Steve LaWarre, director of horticulture at Meijer Gardens, revealed the construction process of the Richard and Helen DeVos Japanese Garden, which opened in June, 2015.

The Richard and Helen DeVos Japanese Garden—Timeless Beauty and Tranquility

A visit to the newly created, 8-acre Richard and Helen DeVos Japanese Garden was a highlight, where traditional features of Japanese gardens –wa-

terfalls, elevation changes, massive boulders, authentic Japanese structures and a tea house— are all represented. The addition of contemporary sculpture is quite innovative.

Along the path is the Gwen Frostic Woodland Shade Garden, in bloom in May, with bleeding hearts, azaleas and ferns. The Cherry Tree Promenade, planted with *Prunus sakura*, the national flower of Japan, leads to a traditional main entry gate, where a charming water basin and stone lantern greet visitors. Inside, the art of the garden and the art of sculpture are combined by internationally renowned architect Hoichi Kurisu and his firm Kurisu International. Kurisu also created inspiring Japanese gardens in Portland, Oregon, and Delray Beach, Florida.

In the garden, we walked carefully along the moss-covered path of the Natural-Style Moss Garden. Following the pathways, often comprised of crushed stone, we were guided around the Lena Meijer Pond, which shape represents the Japanese kanji character *kokoro*, meaning “heart.” Paths of larger stones slow one’s pace and encourage time to relax, contemplate, and

enjoy the beauty of the space. A graceful arched bridge leads to the Earl and Donnalee Holton Family Island, which features a hexagonal gazebo with seating facing inward, fostering conversation. Waterfalls created by massive boulders provide a pleasant sound as the path moves around the pond.

Over 4,000 boulders, symbolizing permanence and stability, were sourced from western Michigan and placed throughout the garden. Four waterfalls are situated to complement each other and provide sensory moments. The Shai Round Gazebo on the Misaki Peninsula features seating facing outward, offering quiet contemplation and a view across the pond.

The zigzag pedestrian bridge offers another stunning view, in which additional cherry trees, iris in bloom along the shore, the tea house, a gazebo, and the arched bridge to Holton Family Island can be seen. A walk out on the moon-viewing deck provides reflections of the sky, the shoreline and trees. The viewing hill offers a beautiful vista.

Along the path, bamboo drip spouts provide irrigation. A Zen-style garden offers another quiet time. Its small stones are carefully raked to represent flowing water and are positioned around several massive

“The tea house, first constructed in Japan, was dismantled and shipped...”

boulders, placed by Hoichi Kurisu, to represent islands. The bonsai collection is found nearby. Plants have been carefully trimmed and trained to represent trees aged by time and nature. At times, the authentic Japanese tea house offers a traditional tea ceremony. The tea house, first constructed in Japan, was dismantled and shipped to Meijer Gardens, where it was reassembled

A bamboo drip spout ▼



▲ The zigzag bridge as seen from the viewing hill

by Japanese craftsmen using traditional tools and techniques. All the structures in the garden were similarly constructed.

The horticulture in the garden consists primarily of plantings, which would be found in a Japanese garden. Acer palmatum (Japanese maples), azaleas, three forms of Japanese flowering cherries, and Amelanchier (Serviceberry) are found throughout.

Bamboo, which grows in the wild in Japan and symbolizes strength and flexibility, is used in fences, brushes, flooring and bowls. The garden features Phyllostachys aureosulcata forma aureocaulis (Yellow Groove Bamboo) and P. atrovaginata (Incense Bamboo), which are hand-tied, and formed into fencing, used as rain gutters on the tea house, and in railings and walls.

Moss is an important element in Japa-



The Zen-style garden



▼ Bamboo fencing



The Cherry Tree Promenade leads to the main entry gate of the Japanese Garden



nese gardens. The garden features over 100 different types of moss, which grow over rocks, boulders, and across the ground. Humidity helps it spread. Rocks, water and plants, which bring seasonal color, are featured elements.

Some of the horticulture planted in the garden is native to Japan, Michigan, and to other temperate climates. All plantings in the garden were sourced in the U.S. How they are planted, pruned and nurtured over the coming years will determine how well the Japanese Garden will mature. Hundreds of years are needed to establish a truly mature Japanese Garden.

The Sculpture Collection—Significant Works of Art in Natural Settings

Seven major sculptures by leading,

contemporary artists are placed throughout the Richard and Helen DeVos Japanese Garden.

“For the Garden,” a site-specific work featuring 13 large granite boulders, was individually carved by one of America’s foremost contemporary sculptors, Jenny Holzer. Working with the authors, or their representatives and translators, Holzer carved phrases from Japanese literature from the ninth to 20th century onto each boulder. A list of poems that Holzer researched for her work, as well as the original author or publication, is available on the Meijer Gardens website at <http://www.meijergardens.org/>

Other installations include “Four Open Squares Horizontal Gyrotory-Tapered,” a stainless steel composition by George Rieckey that functions well in a water setting, floating 16 inches above the water. The “Long Island Buddha,” a steel and copper sculpture by Zhang Huan of Shanghai, China, features a single head, resting on the ground. The creation was influenced by Buddhism and ancient Chinese culture, and is described not as a religious image, but a “fragmented form reflecting seemingly endless chapters of human history where human violence often leads to the destruction of culture and its artifacts.” In another area, at the pond’s edge, are large, mushroom-shaped granite pieces, carved and polished. Entitled “Existence 2012,” the five-part sculpture is by Masayuki Koorida and his assistants from Shanghai.

Reference: The Richard & Helen DeVos Japanese Garden at Frederik Meijer Gardens & Sculpture Park: The Journey Begins, <http://www.meijergardens.org/attractions/japanese-garden/> ■

Jane Bersch

NGC Landscape Design Schools Chairman
janebersch@aol.com



Photos by Jane Bersch

Leap Into Leadership!

Our NGC "Leap into Leadership!" team, aka "leapers," works to bring leadership training to our garden club members across the country. I have been privileged to present programs, workshops and all-day seminars to several clubs, districts and states this term. I learn from these workshops, as I hope those in attendance learn from what is presented.

It has come to the attention of many long-time garden club members that some new members may become overwhelmed by the extent of their assignments when they attend their first workshop. There are a number of effective ways to welcome new members, or to start a conversation. In my latest travels to workshops in Washington and Oregon, in order to get the group's attention, Terry Critchlow, president, Washington State Federation of Garden Clubs, began to play a nearby piano. In Oregon, Shirley Schmidt, president, Oregon State Federation of Garden Clubs Inc., started a song.

Could your state or region benefit from one of these workshops? I've been asked several times what setting up a workshop entails. Workshops planned for five to six hours, which include a lunch break, are ideal. The cost could be \$10 or \$20 for members and \$25 for non-members. These costs are to cover expenses only, which may include transportation, lodging, materials or other fees. Many times, members get creative by donating their time or resources, such as points to cover airfare, nights for hotel rooms, providing copies of workshop handouts from a home printer or place of work, or visiting the local dollar store for thrifty materials. Are these unnecessary expenses or an investment in your organization's future leadership? ■

Robin Pokorski

Leap into Leadership!

Leadership Development Chairman

RobinP@juno.com





SHOWA
ATLAS[®]
 370 Nitrile

A FUNDRAISING IDEA For Garden Clubs

**Sell a case of Atlas Garden
 Gloves to your local
 garden club and easily
 make over \$400.00!**

- Mix and match assorted colors and sizes.
- Retail price is \$5.99 or more per pair.
- Your cost is \$2.98 per pair.
- 144 pairs are in a case for a total of \$429.00.
- Free shipping.

Four Glorious Assorted Colors



PalmFlex
 Gloves and Safety Solutions

Atlas is a registered trademark of Showa Glove Co.

For details or order form:

Email gardenclubs@palmflex.com

Phone 800-856-4817

Visit www.palmflex.com/gardenclubs.htm



From NGC Member Service Department

Share NGC products with your loved ones this holiday season!

SHOP ONLINE:
www.gardenclub.org

CALL:
1-800-550-6007 or
314-776-7574 ext. 218

KEYCHAIN/
BADGE HOLDER



SCARVES



CHARM
BRACELETS



FRIGHTENED
FROG BOOKS

