

A decorative arrangement of Bird of Paradise flowers (Strelitzia reginae) in a bronze vase. The vase is ornate with a relief pattern and holds several stems of the flowers, which have bright orange and yellow petals and green bracts. Large green leaves are also visible. The background is a solid blue color.

The  
National  
Gardener

Fall 2012

# GARDENERS

SUPPLY COMPANY

America's #1 gardening resource for innovative, earth-friendly products in partnership with National Garden Clubs

save  
**20%**  
on gardening orders  
(\$100 or more)

**5% OF ALL SALES GO TO PROMOTE NGC PROJECTS!** To place your order, call toll free 1.888.236.7126 or online at [gardeners.com](http://gardeners.com) and use code 'ROSES.'





# The National Gardener

Fall 2012  
Vol 83, No 4

Quarterly Journal of National Garden Clubs, Inc.

## National Garden Clubs, Inc.

5,737 Garden Clubs  
188,031 Garden Club Members  
50 States and the National Capital Area  
49 National Affiliate Member Clubs  
293 International Affiliate Member Clubs

**Shirley S. Nicolai, President**

12325 Hatton Point Road, Fort Washington,  
MD 20744-7014

## The National Gardener

**Susan Davidson, Editor**

102 South Elm Avenue, St. Louis, MO 63119  
Ph: 314-968-1664; susand102@charter.net  
Direct all advertising inquiries to the  
TNG Editor, Susan Davidson

**TNG Circulation, 4401 Magnolia Avenue,  
St. Louis, MO 63110; 314-776-7574**

## NGC Headquarters

Monday-Friday 9:00 am — 4:30 pm CST  
4401 Magnolia Avenue, St. Louis, MO 63110  
Tel: 314-776-7574 Fax: 314-776-5108  
E-mail: headquarters@gardenclub.org  
Internet: www.gardenclub.org

**Michelle Smith, Ext: 14; Executive Director**

**Teri Virga, Ext: 17; Member Services**  
1-800-550-6007 - Orders Only, Please

**Bill Trapp, Ext: 12; Accountant**

**Michelle Chapman, Ext: 11; Accounting Assistant**

**Kathy Romine, Ext: 15; Administrative Assistant**

**Katie Roth, Ext: 10; School Secretary**

**The National Gardener** (ISSN: 0027 9331) (USPS: 595-500) is published quarterly by National Garden Clubs, Inc., 4401 Magnolia Avenue, St. Louis, MO 63110-3492 U.S. Subscription Rates: 1 year: \$6.50; 3 years: \$18. Foreign Subscription Rates: 1 year: \$15; 3 years: \$30. 1 year subscription outside continental U.S., including AIR MAIL: \$29; 3 year subscription outside continental U.S., including AIR MAIL: \$73. Change in name/address - \$1. Single copy - \$2. Postmaster: Send address changes to *The National Gardener*, National Garden Clubs, Inc., 4401 Magnolia Avenue, St. Louis, MO 63110. Periodicals postage paid at St. Louis, MO. Send all subscriptions, changes of address and inquiries to: Circulation Department, NGC, 4401 Magnolia Avenue, St. Louis, MO 63110-3492; Telephone: 314-776-7574

## Table of Contents

President's Message	2
84th Annual NGC Convention Preview	6
Book Reviews	8
NGC Awards Changes	12
Environmental Studies	13
Horticulture	14
NGC Schools News	15
Member Services	16
Container Gardening For Kids	20
GSS Committee Changes	22
Grants/Developments/Bequests Committee	24
Natural Disasters USA	26
Flower Show Schools	31
NGC Schools and Courses	35
NGC Roster Changes	37
Landscape Design	38
Gardening Study	42

## The Cover

### Fall in the City

A Creative Design using Birds of Paradise and Aspidistra leaves. The designer is Barbara Bruce, Northford, Connecticut, a member of the Wallingford Garden Club and Creative Flower Arrangers of Connecticut

Photograph: Cheryl Collins

# President's Message

NGC: Proudly Serving Our Members and Communities

For many of us, fall is the time when our garden clubs burst forth with ambitious plans for the coming year. The same is true for our organization at the national level, as we seek to better serve all members, invite others to join us and promote recognition of our many achievements.

With your help between now and April, National Garden Clubs, Inc. will determine how much money at the local, district and state levels was given in scholarships across the country during 2012. When added to the \$122,500 awarded at the national level, the total amount will give us pride and positive publicity. NGC Scholarship Chairman Bonnie Borne is coordinating this effort.

Our popular Smokey Bear/Woodsy Owl Poster Contest, held in cooperation with the U.S. Forest Service, is already a huge success. Chairman Elaine Dates looks forward to even more entries during 2013. The NGC Schools offered, the ever increasing numbers of Blue Star Memorials, and donations to Penny Pines, and Natural and International Disasters are just a small sampling of other organization-wide efforts worthy of praise.

Successfully applying for awards is a way to bring honor to individuals, clubs and states for contributing their time and talents to worthy endeavors. If you have not already done so, please look at the awards listing on our website and the new shortened application form. Winners of the Award of Excellence



for State Garden Clubs receive \$500, and there are four size categories. In addition, this administration's "Plantings for Public and Special Places" and "Protecting Aquatic Ecosystems" projects feature participation awards for all entries, and monetary awards for the most outstanding.

As we approach the holidays, please show your appreciation for NGC's low dues by supporting our shopping opportunities. The beautiful new silk scarf with the logos of all State Garden Clubs and the IA logo is a wonderful gift idea for garden



*A fall-planted container garden positioned on President Nicolai's porch — safely away from roaming deer.*





*Garden Club*

*Insurance*

Liability Plus \$265.00

Bonding Plus \$83.00

Directors & Officers Liability Plus \$88.00

Accident Medical Plus \$123.00

Property Plus \$100.00

[rvnuccio.com](http://rvnuccio.com) or 1-800-567-2685

Underwritten by



**RVNA**  
RV NUCCIO & ASSOCIATES, INC.

club friends or yourself. The weeder and cultivator tool is a favorite in my household. Partnerships with Brent and Becky's Bulbs, Gardener's Supply Company and Oasis Floral Products offer you discounted prices with a percentage of each sale going to NGC.

During travels to garden club events across the country, I share my enthusiasm for our uniquely successful volunteer organization by asking questions concerning its history. Can you match the event with the correct date?

Match these special NGC happenings with the correct year. Choose from:

1929 1943 1945 1958 1959 1977 1993  
2001 2006 2012

1. The Blue Star Memorials project was adopted. \_\_\_\_\_
2. Landscape Design School was first offered. \_\_\_\_\_
3. Our National Headquarters in St. Louis was dedicated. \_\_\_\_\_
4. National Council of State Garden Clubs, Inc. became National Garden Clubs, Inc. \_\_\_\_\_
5. The first Flower Show School was held. \_\_\_\_\_
6. The organization we now call National Garden Clubs, Inc. was organized. \_\_\_\_\_
7. Gardening Study School was officially launched. \_\_\_\_\_
8. NGC's Butterfly Garden within the National Garden was dedicated at the U.S. Botanic Garden. \_\_\_\_\_
9. Environmental Studies School was started by NGC. \_\_\_\_\_
10. Smokey Bear/ Woodsy Owl Poster entries numbered 21,975! \_\_\_\_\_

■ **Answers appear on page 32.**


With even more appreciation for your support and giving spirit,

*Shirley S. Nicolai*

## NGC Mission Statement

NATIONAL GARDEN CLUBS, INC. provides education, resources, and national networking opportunities for its members to promote the love of gardening, floral design, and civic and environmental responsibility.

## Who's Left NOT on Flickr?

 Our NGC Flickr site has nearly every state (and National Capital area) represented. There are three (3) states not yet on Flickr. Is your state one of them? Could you send a picture from your club or district of a civic beautification project? A **Blue Star Memorial Marker** planting site? **Arbor Day** tree planting? Come on, I know you're doing things out there, now just send me a couple and show me!

Email pictures with a short description identifying the group, project and location to Robin Pokorski at [RobinP@juno.com](mailto:RobinP@juno.com). Then visit our Flickr site ([Flickr.com/NationalGardenClubs](http://Flickr.com/NationalGardenClubs)) — YOUR online idea book!

—**Robin Pokorski**, *Photo Archives/ Archiving Chairman*



# Publish Your Club's Own Personalized Cookbook



## Option #1: Flower Fields



## Option #2: Floral Arrangements



## Option #3: Elegant Containers



Every garden club has projects that need to be funded, and what better way to raise funds than by publishing your own garden club cookbook. A cookbook will allow your garden club members to share recipes they have enjoyed at various functions with others.

Fundcraft Publishing has already done the work for you by creating three different cookbook options specifically for garden clubs (see above). All we need are your recipes. As an added bonus, garden tips are scattered throughout the recipe pages including 16 pages of colorful garden hints. In addition, the cover of the cookbook will be personalized with the name of your club, and four pages will be dedicated to information about your club (ex: history, dedication, past and present projects, etc.).

**FREE Tab Dividers with Matching Cover!**

\*Note: Tab dividers are **FREE** with a minimum order of 500 books for a limited time.

.....  
**Fundcraft**  
PUBLISHING  
.....

For more information contact Martha Wise at 1-800-853-1363 or email [martha@cookbooks.com](mailto:martha@cookbooks.com)!

# "RainShine"

84<sup>th</sup> Annual Convention



National Garden Clubs, Inc.  
May 24-26, 2013  
Seattle, Washington

May 24 – 26, 2013, will be a special time in Seattle. Come and experience "RainShine," the 84th Annual NGC Convention. The members of the Washington State Federation of Garden Clubs are prepared to welcome you to Seattle.

The Pre-Convention activities will begin on May 21, with an all-day tour to Victoria, B.C., and the famed Butchart Gardens. On May 22 and 23, tour destinations include Bloedel Reserve, on Bainbridge Island, the Bellevue Botanic Garden, Weyerhaeuser Species Rhododendron Garden and Bonsai Collection and many other local attractions. Special spouse tours are being planned for May 24 – 26.

A Tri-Refresher is being incorporated into the tours, as well as six seminars.

The Life Members' Banquet, on May 23, will feature Graham Kerr. Rene Van Rems will present the design program on May 24. This being an installation convention, we will meet for three days, with the Installation Ceremony on May 26. The new board will meet May 27.

The Sheraton Hotel, in downtown Seattle, is just a five-minute walk from the famous Pike Place Market and the Seattle Art Museum. It's a ten-minute Monorail ride to the Seattle Center where you will find the Space Needle, the new Chihuly Glass

Garden and the Experience Music Project. For shoppers, Nordstrom's flagship store is just a block away.

Mark your calendars and start planning. We are looking forward to welcoming all of you to the beautiful Pacific Northwest.

For further information check the NGC website or contact **Jeanette Pruin**, Convention Chairman, at 206-244-6185 or [JBANDRJPRUIN@COMCAST.NET](mailto:JBANDRJPRUIN@COMCAST.NET)

## Wild Swan™ Anemone

USDA Zones 6 - 8

Nodding buds open into pure white flowers and adorn tall stems above the lush deep green maple-shaped leaves. Their lilac blue underside is revealed when flowers are half-closed in morning and evening. It

will bloom continuously and profusely from late spring through frost. Discovered in Scotland, it was the recipient of Chelsea Flower Show 2011 Plant of the Year Award. While most Anemone tend to run, this variety has a tidy clumping nature, to 18 inches tall by 24 inches wide. Needs regular watering—weekly or more in extreme heat. Prefers partial shade to partial sun.



Monrovia





## In Memoriam

### Barbara "Babs" Hulse Barnette

Beautiful and gracious are two words that are often used to describe Barbara "Babs" Hulse Barnette. One might also use the terms dedicated, kind, and loving.

Barbara Barnette began her long history of service to the garden club movement in 1952 when she joined the Holly Garden Club of Greenwood. She served as President of the Greenwood Federation of Garden Clubs, and, by 1975, was President of The Garden Club of South Carolina, Inc. "Babs," as she was known to her family and friends, became the South Atlantic Region Director in 1987. After many years of service to National Garden Clubs, she became National President in 1997. During her administration, plans were initiated and fundraising began for a Butterfly Garden at the U.S. Botanic Garden in Washington, D.C., and ground-breaking for the expansion of National Garden Clubs' headquarters took place. The high esteem in which she was held by The South Carolina State Garden Club was evidenced by

the establishment of the Barbara Barnette Environmental Scholarship. Babs was also a Master Flower Show Judge and Environmental Education Facilitator.

Babs was a member of the First Presbyterian Church and a past president of the Women of the Church. Awards and recognition she received related to her garden club work include: Woman of the Year for the Greenwood Federation of Garden Clubs, Woman of the Year for The Garden Club of South Carolina, The Order of the Palmetto (given by former Governor Richard Riley in 1983), Conservation Medal from the Daughters of the American Revolution (1976), and a Presidential Citation from the National Council of State Garden Clubs. She was an active volunteer for the South Carolina Nature Conservancy, the Bartram Trail Conference, Governor's Community Improvement Board, South Carolina Roadside Council Board, and the Health Science Foundation Board.

Evidence of her willingness to actively participate in helping her community, as well as her state, is shown by her role as a member of the Founding Board of Directors for Cambridge Academy, and the Medical University of South Carolina Board of Visitors.

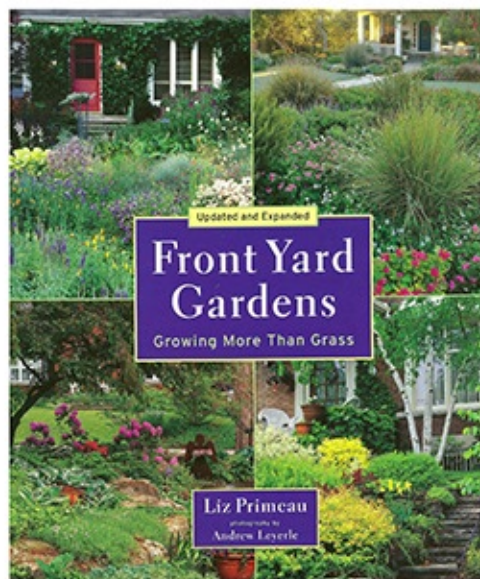
Babs was the widow of J. Edwin Barnett, the mother of Mary Barnette Ferguson, and grandmother of two grandsons. She also leaves behind three great-grandchildren, who lovingly referred to her as Gee Gee.  
—Becky Crow, past NGC Board Member

#### *An Autumn Day*

*On such a day each road is planned  
To lead to some enchanted land;  
Each turning meets expectancy.  
The signs I read on every hand.  
I know by autumn's wizardry  
On such a day the world can be  
Only a great glad dream for me--  
Only a great glad dream for me!  
~Eleanor Myers Jewett*

# Book Reviews

Linda Jean Smith  
NGC Book Review Chairman



**Front Yard Gardens: Growing More Than Grass**, by Liz Primeau, photography by Andrew Leyerle, Firefly Books LTD., New York & Ontario, 2010, Large paperback, 256 pp., ISBN 978-1554075980, \$24.95.

Author Liz Primeau is a well-known garden writer, lecturer on garden design and host of her own television program. She was the founding editor of *Canadian Gardening* magazine.

This book is an updated and expanded edition of a 2003 edition. It is divided into thirteen chapters. The first four are the meat of the book on setting up a garden.

Chapters five through twelve cover types of gardens, such as a cottage garden, a secret garden or a natural garden.


The last chapter, thirteen, entitled "Overcoming Obstacles," shows in pictures some common problems that people make while planting the front of their homes. Suggestions are given on how to correct problems or how to avoid them.

**The Timber Press Guide to Succulent Plants of the World, A Comprehensive Reference to More than 2000 Species** by Fred Dortort, Photography by Fred Dortort, Portland, Oregon & London, England, 2011, hardcover, 344 pp., ISBN 978-0881929959, \$49.95.

Fred Dortort has grown succulent plants for over thirty years. He has studied them in the wild all over the world. He lectures on them and has taught classes at the University of California Botanical Garden in Berkeley. He has written many articles on them as well.

This is a large book with many photographs of succulents, mostly in their natural state, but some potted. The book is divided into thirty chapters. The first two chapters discuss succulents in nature and then in cultivation. The rest of the 28 chapters are on specific families, ending with a chapter on succulents in other families from begonias to orchids. Each chapter includes information on the plant's native habitat, cultivation requirements, and horticultural potential.

This is an amazing group of plants and this book beautifully showcases them. The appearance and growing conditions of the





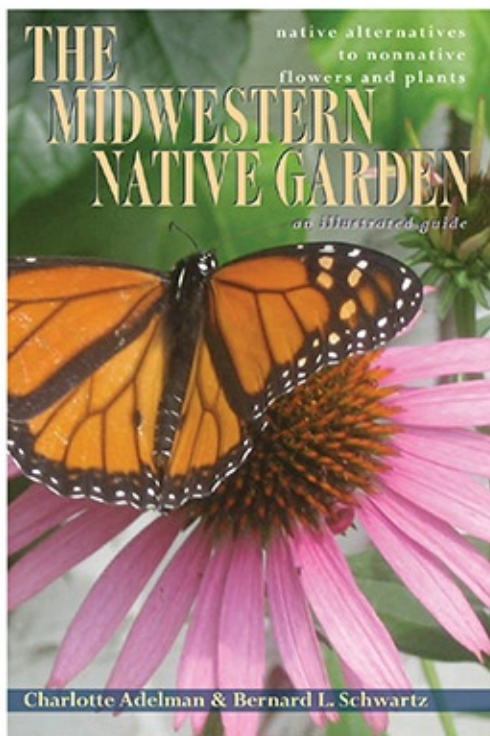
plants make them seem as if they are from another world. This is a good book as a reference for the many types of succulents as the layout is user-friendly. However, if, as a beginner you are looking for a book for growing this family of plants, or starting a garden of them, this would probably not be your first choice. Much of what is in the book is about the plants growing in the wild. Cultivation is covered, but not as in depth as some other books. A lot of work and research has gone into the book, and it is a good book to further your knowledge of succulents.

***The Midwestern Native Garden: Native Alternatives to Nonnative Flowers and Plants, An Illustrated Guide*** by Charlotte Adelman & Bernard L. Schwartz, Ohio University Press, Athens, Ohio, 2011, Medium-sized paperback, 272 pp., ISBN 13 978-0821419373, \$16.99.

Charlotte Adelman and Bernard L. Schwartz have also authored the "Prairie Directory of North America – U.S. and Canada." They received the Tommy Donnan Certificate Publications Award from NGC in 2003 and also Garden Clubs of Illinois' Award the same year.


This is a very regionalized book—the author defines Midwestern as Illinois, Indiana, Iowa, Michigan, Minnesota, Missouri, Ohio, Wisconsin and Ontario, Canada. The book begins with a section on "How to Use this Book." This always makes me nervous, because I figure a book should "speak" for itself. That being said, the book is easy to reference. There are just four chapters followed by appendixes. The purpose of the book comes from the fact that in nurseries, garden centers, and other places where you buy plants, often only nonnative options are available, whereas planting native plants would bring more pollinators, be easier on water usage and probably survive better. This book shows Midwestern gardeners that they have options and encourages them to use native options to achieve the same look.

The four chapters follow the four seasons and the plants listed are the ones that would



bloom in spring, summer, fall and winter, or give winter interest. The book gives you the nonnative plant by its common name, but the family, genus, and species follow. Then the native plants that are similar and could be used instead are given. Growing information on the plants is included. There are pictures of the plants to be able to compare what the nonnative and the native look like. In some cases there is even reference to pollinators that prefer these plants.

It would have been nice if the plant lists had included zones for the plants. I doubt if the entire Midwest is in the same growing zone; having zones might interest other regions in the plants as well. The author does state that you can reference the plant material at the USDA Plant Information for the zone and whether it is native to your state. For Midwestern gardeners this is an excellent reference book to have on your native plants, and some of them look nicer than their city cousins.



# Rose (Rosa)

Herb of the Year 2012

International Herb Association

***Rose (Rosa) Herb of the Year 2012***; compiled and edited by Susan Belsinger, published by International Herb Association, printer – Litho Printers & Bindery, Cassville, MO, 2011, paperback, 260 pp., ISBN 978-1-4507-8836-6, \$14.95.

This compilation is written by more than 25 contributors and members of the International Herb Association.

Each year the International Herb Association selects an herb of the year to feature. The members of the association write articles on the herb, and they are compiled into a book, which can be purchased through the association (See [www.iherb.org](http://www.iherb.org)). If you love herbs and like to use them, these books are both fun and useful. But this year they have come up with a book that should interest just about anyone who loves flowers – *Rose*.

The book is divided into sections; Botany

& Cultivation; History & Lore; Favorites; Miscellany; Recipes – The Kitchen; Recipes – The Bath & Boudoir; Recipes – The Apothecary; Medicinal and Crafts. Each section has articles by different members. Remember, this book is looking at roses as herbs, which you have probably not thought of before. Many cooking recipes use rose water, but *Rose* tells you how to make rose water and what roses are edible themselves. Potpourri is an obvious choice with roses and there are several good recipes for making them.


You will find articles on growing roses, types of roses, pests and all the horticulture, but it is the articles that take a different direction that are the most interesting. In one article, "Folk Roses," by Tina Marie Wilcox, you learn about her experience planting roses in the Heritage Herb Garden at the Ozark Folk Center State Park, in Arkansas. She talks about the types of roses she planted, how

they were used and what happened to them, both successful and unsuccessful. Another very interesting article is "The Rose in Native American Cultures," by Ann Sprayregen. Talking about what various nations called the rose, to how it was used in Native American medicine, as well as in the spiritual heritage, Ms. Sprayregen gives a lot of information. Did you know that roses were used in the Ojibwas' beadwork and that wearing the symbol could bring power and good medicine to you?

I think the article entitled "Remembering Roses" sums up the book beautifully. In this article, author Betsy Williams writes of moving to Nantucket as a child and the roses that grew there and what the memories evoke.

I'm sure that anyone reading the articles will not only discover useful information, but many lovely memories as well.





## Join a Garden Club and See the World — Like I Did

Between 1982 and 2012, I took 95 major trips to foreign and domestic destinations as a tour designer. These tours were tailored to include gardens, flower shows, stately homes, historical sites and experiences not enjoyed by the average traveler. This book is about traveling off the beaten path to see the beauty and unusual details that others miss. The importance of seeing everything there was to see wherever we were. Entertaining episodes, historical facts, trivia, unique people, fresh perspectives and “close calls” encountered along the way. With the daring of “Indiana Jones” and the enthusiasm of “Auntie Mame,” you will be tempted to follow your heart and see the world.

Publisher: [www.authorhouse.com](http://www.authorhouse.com)

Author: [www.elvanelson.com](http://www.elvanelson.com)

Available through [amazon.com](http://amazon.com) and [barnesandnoble.com](http://barnesandnoble.com)

***The Timber Press Encyclopedia of Flowering Shrubs***, author Jim Gardiner, Timber Press, Portland, Oregon and London, England, 2012, Hardcover, 436 pp., ISBN 978-0081928235, \$49.95.


Author Jim Gardiner is a highly respected author and Director of Horticulture and Chief Curator for all the Horticultural Society gardens in the United Kingdom. Previously, he was curator of The Royal Horticultural Society's garden at Wisley for 22 years.

This is primarily a reference book. It begins with a short introduction on shrubs and explanation of how to use the book. The main portion of the book is “Flowering Shrubs A to Z,” which lists over 1700 flowering shrubs alphabetically by botanical name. If this seems daunting, there is an appendix in the back that gives the common name and then the botanical for those who are used to using common names. An additional appendix is a “Table of Selected Shrubs by Key Design and Cultural Characteristics.” This appendix is a table that gives information on the foliage, flower color, size, light, flowering season, soil and zone. The book covers zones 3-10, so will work for a wide range of gardeners.

Each shrub has a picture (there are over 2000 high-quality images), which showed me if it had the color and appearance I was

looking for. I now have several choices of shrubs that will work, and I will be off to the nursery to take an up-close look at them.

This is a must-have book for landscapers. It would also be good for flower show classification because of the extensive photographs of the flowers and shrubs. It is a reference book well worth having on your shelf and is easy enough to use by any gardener.



# National Garden Clubs, Inc. Awards

Please note these changes to the listing of awards that appeared in the Fall 2011 issue of The National Gardener.

The NGC website also contains these updates.

Page 20, under 4. PROCEDURE FOR APPLYING & DEADLINES:

following the 1st bullet, **Insert:**

"When the same project is eligible for various awards, submitting exact duplication of the application is not acceptable."

Page 20, under STATE AWARDS CHAIRMAN: following 1st bullet, **Insert:**

"If your state Awards Application Form has the same requirements as the NGC Awards Application Form, your State Awards Chairman may choose one of the methods below prior to sending to national level.

1. Insert (write/type) necessary NGC information which is required at the top of your state's award application.
2. Attach a sticky label with needed NGC information and attach to top of first page of your state's Award Application Form.
3. Complete the top of the NGC Award Application Form with the necessary award/contact information and attach to your state's Award Application Form. (This would allow you to have 4 sheets)."

Page 21, under #8. A BOOK OF EVIDENCE should be prepared for the following only:

**Insert:** "c) Member Award of Honor, not to exceed 6 pages."

Page 21, under Awards of Excellence, Award Requirements: **Delete** the 2nd bulleted item.

Page 22, #23, Award of Excellence, **delete:** This application form must be accompanied ...and phone number.

Page 26, #68, Video/CD... **Delete**, Winning video will become...member clubs. **Insert:** "SCALE OF POINTS: **Presentation, 60 pts:** Includes required information on NGC Awards Application form (3 pages allowed). Design/appearance/audio: Memorable content and delivery: creativity; images clear, concise, easy to view and comprehend; logical order of sequence; all visual effects contribute to rather than detract from the message. **Achievement, 10 pts. each, total of 20:** Overall impact (educational, inspiring, persuasive); club/group information present and accurate. **Promotion, 20 pts:** Clear message; promotes NGC objectives or projects; means of distribution, profits realized if applicable. Total = 100 points."

Page 27, #12 Publications: following ...under one-editorship or management. **Insert:** "Printed publications or those prepared for electronic distribution are acceptable entries."

Page 27, #13 Publications: following ...judged best in each category 1-7. **Insert:** "Printed publications or those prepared for electronic distribution are acceptable entries."

Page 27, Member Award of Honor, following Eligibility: any member ...Directors. **Insert:** "Eligibility and Rules listed on NGC Website, 'Awards' – Member Award of Honor. A book of evidence should be submitted not to exceed 6 pages."

Page 33, Youth Awards #10-J, #14-J, #32-J, #33-J, — **Delete:** and include yearbook with application. **Insert:** "list of programs presented to the youth, meeting dates, and number of youth involved."

—**Bobbie Verser**, NGC Awards Chairman

*The milkweed pods are breaking,  
And the bits of silken down  
Float off upon the autumn breeze  
Across the meadows brown.  
~Cecil Cavendish, The Milkweed*





## Green Fire

Aldo Leopold and a Land  
Ethic for our Time

The video, *Green Fire: Aldo Leopold and a Land Ethic for our Time*, was produced in partnership with the Aldo Leopold Foundation, the Center for Humans and Nature, and the U.S. Forest Service, in 2011. *Green Fire* explores Aldo Leopold's notion of an evolving land ethic. It was the organizing idea that defined not only his personal, intellectual, and spiritual growth but in many ways the development of the American conservation and environmental movements over the last century. *Green Fire* examines the theme of Community—both within the natural world and in the social context of conservation. The contemporary stories woven into the film illustrate Leopold's continuing influence today, while also demonstrating a diversity of human relationships to nature.

*Green Fire* was approved at the NGC Convention, held May 17-20, 2012, in Buffalo, New York, as the option instead of a speaker, for the following Environmental Studies School topics: Course I "Earthwise Lifestyle," Course III "Environmental Ethics," or Course IV "Sustainability." The Video is 72 minutes long.

The Aldo Leopold Foundation requires that all screenings of *Green Fire* be registered through their online system, and after the screening/showing an evaluation form must be completed. Judy Newman has the public viewing license. Requests to include the video, *Green Fire*, in an Environmental Studies Course must be made to the NGC Environmental Studies Chairman, Judy Newman, [newman9641@aol.com](mailto:newman9641@aol.com). Please

100%  
Stainless Steel  
Plant Markers

Made in the U.S.A.  
for gardeners by gardeners.

GARDENS  
KINCAID

[www.KincaidGardens.com](http://www.KincaidGardens.com)  
816-324-4931  
[info1@kincaidgardens.com](mailto:info1@kincaidgardens.com)

indicate School, Course, Topic/Subject, Location, and Date. Five multiple-choice questions for the written exam will be sent with the video. This video will also be available for ESS Refreshers, Bi- and/or Tri-Refreshers. The cost will be the expense of mailing the video.

For more information, *Green Fire* can be purchased at [www.greenfirefilm.net](http://www.greenfirefilm.net).  
—Judy Newman, NGC ESS Chairman

*Protecting trees in the winter: Branch breakage or splitting can be caused by ice and snow accumulation or chewing and rubbing by animals. You may prevent problems with young trees by wrapping their base in a hard, plastic guard or a metal hardware cloth. Wrapping trees with burlap or plastic cloth also can prevent temperature damage. However, it is important to remember to remove the wraps and guards in the spring to prevent damage when the tree begins to grow. Other tree damage can be caused when plowing or shoveling snow.*

—[www.treesaregood.org](http://www.treesaregood.org)

## Competition to Poison Ivy

**Wild Parsnip**, *Pasatinaca sativa*, contains chemicals in the juices of its leaves, stems and fruits that can cause painful welts on the skin when humans come in contact with them. Last summer, a friend was mowing her ditch on a hot day. She was wearing shorts and a short sleeve shirt. She was determined to get these tall weeds mowed before the seeds ripened. The juices of the weed, wild parsnip, created such painful welts and hives that she had to visit her doctor several days in a row. It took about a month for the pain to subside using medications and salves. Ice packs were her friend day and night.

The wild parsnip is found in sunny ditches, in state parks, along roadsides and recreational areas in all but a few Southeastern

states and Hawaii. Wild Parsnip is very attractive since it has large umbels of yellow blossoms similar to Queen Anne's lace. Don't pick a bouquet of it, and wear protective clothing if cutting it down.

—Carol Catlin, Horticulture Coordinator

**Garlic Mustard**, *Alliaria petiolata*, is a biennial that produces a taproot and rosette of green leaves the first year and produces thousands of seeds and button-like clusters of small white flowers in the second year. More than a nuisance, this noxious, invasive weed actually sabotages nearby plants and kills butterfly larvae. It thrives in the moist, shaded soil of river floodplains, forests, roadsides, and forest trails. Hand removal is best accomplished by grasping low and firmly on the plant and tugging gently until the root loosens and the entire plant is removed. Heavy infestations can be treated with a minimal application of a systemic herbicide.

—Darlene Newell, NGC Plant Society Liaison



**Garlic Mustard**

### **Japanese Knotweed** (*Polygonum cuspidatu*, *Fallopia japonica*)

This invasive plant is a native of eastern Asia and was introduced as an ornamental planting more than 100 years ago, where it spread over most of the eastern and northern United States and lower Canada. It's recognized by its spreading branches of bamboo-like hollow stems, with lacy white blooms in mid-summer. It forms dense stands replacing native vegetation and reducing wildlife habitat. It may be controlled by digging out the entire plant and/or repeated use of a glyphosate herbicide.

—Diane Hughes, NGC Wildflower Chairman



# NGC Schools News

In this current era of the Multiple Refresher (Bi- and Tri-Refreshers), those involved in sponsoring and holding refresher events are reminded that each of these three educational programs (Environmental Studies, Gardening Study and Landscape Design) also has provisions for single-subject refreshers. These existed even before the Multiple Refresher came along.

Single-subject refreshers should conform with the appropriate NGC School Handbook or Operations Guide and be coordinated with the Chairman or Accrediting Chairman for that school. Multiple Refreshers are approved and processed a little differently—follow Multiple Refresher Guidelines in coordination with the NGC Multiple Refresher Chairman.

Consultants may refresh at any accredited school course within that field (Environmental Consultants may attend any course of an Environmental Studies School; Gardening Consultants may attend any course of a Gardening Study School, and Landscape Design Consultants may attend any course of a Landscape Design School). However, State Garden Clubs, consultants' councils or other groups are encouraged to sponsor special interest programs that feature new and/or in-depth information in the forms of symposia, conferences, forums, tours, etc. These may be designed to offer greater versatility and interest to the Consultant than offered by attendance at a regular school course.

All refreshers do not have to be built from the ground up. Many schools, botanic gardens, nurseries and other entities offer educational programs and seminars on topics related to the fields of study within our schools. These can be submitted to your Schools' Committees for review and determination of qualification as an NGC refresher. If the required number of study hours is met and the subjects and instructors meet our criteria, then such events can



**binders4clubs**

**Garden Club Rosters**  
Create and Duplicate your club's roster "in-house!"

- Quality Vinyl Ring Binders in 3 sizes
- Index Sets - Pre-punched Printer Paper
- Personalized Cover Cards
- IN STOCK for immediate delivery!

Phone: 937-293-8912  
[www.binders4clubs.com](http://www.binders4clubs.com)  
"Providing club rosters for over 25 years"

be pre-registered with the NGC Schools Secretary as refresher events. In these cases, the Consultant pays the program fee to the organization offering the program and merely pays the \$5 NGC refresher fee to whomever is designated to coordinate the NGC paperwork, who will verify that all seeking credit in fact attended the event and who will process the post-course paperwork. No heavy lifting involved! What is essential here is that the program be qualified as an NGC refresher prior to the event. Consultants may not attend such events for credit unless eligibility for NGC credit is established in advance.

When it comes to refreshing their certificates and updating their good standing, our Consultants have a number of options. Work with our Schools' Committees to provide refreshers to meet your needs and to be sure that those attending will be eligible to receive NGC refresher credit.

—Greg Pokorski, ES, GS and LD Schools Coordinator, [GregPokorski@earthlink.net](mailto:GregPokorski@earthlink.net)

*Fall is a good time to prune your trees. Not only are trees dormant in the colder months, but it is also easier to see a tree's structure when there are no leaves on the branches. Proper pruning is vital to the health of trees and plants, in part because it helps relieve stress on trees and keeps them growing. Just be aware that each tree is different, and pruning at the wrong time or the wrong way can injure a tree making it more susceptible to disease.*

—[www.treesaregood.org](http://www.treesaregood.org)

# Member Services

**Candace Morgenstern**  
Member Services Chairman

4401 Magnolia Avenue  
St. Louis, MO 63110

Orders only, please: 800-550-6007  
E-mail: [headquarters@gardenclub.org](mailto:headquarters@gardenclub.org)  
You may order by Fax: 314-776-5108  
7 days a week, 24 hours a day

Our scarf has arrived  
and it is beautiful!

All state logos are represented on the scarf, along with the International Affiliates' logo, our NGC seal and the vining pattern of the Columbine, the official flower of National Garden Clubs, Inc.

Even though this is a new item for Member Services, the design is one many of us have seen before—at NGC Headquarters! President Shirley Nicolai and I had discussed a scarf to be designed for our members, but we couldn't quite figure out a theme. When I visited Headquarters, in St. Louis, for the Fall Board Meeting, and walked on our gorgeous carpets, I was immediately inspired to model the scarf after the carpet, which I thought would be an easy process—that all the information and logos would be readily available. Was I ever wrong.

The carpet was made prior to digitalizing and all the logos were hand drawn; oh, I thought, a minor obstacle. Linda Nelson contacted all the state presidents and the process began. I received some logos six times. Most states had to find their logo or make a new one, some were still in the hand-drawn stage and some just never gave it another thought. After six months of constant emails we had all the logos, and I was ready to send them to the graphic artist to lay out. Another easy task, I thought. However, many of the logos had to be reworked so they would be legible for the scarf manufacturer—yet another wait.

This is not a new story. When the carpet was made in the mid-nineties, Deen Day Sanders had contacted all the state presidents for their logos, by snail mail, so you can imagine how long that process took. The carpet is hand-tufted and was made by Lucy-Champion Carpets, in Fairmont, Georgia. A fun fact about the large carpet in Kellogg Hall—the carpet weighs approximately 3000 lbs, and Headquarters had to hire 14 men to place the carpet.

Our scarf is as light as a feather, made out of 100% pure silk georgette, with a hand-rolled hem, and is 22" wide x 67" long. The size is perfect to express your personal style by tying in many different variations. Check this website: <http://www.scarves.net/how-to-tie-a-scarf/>

Order one for yourself and a few for your garden club friends—only \$35 each! **Turn to page 45 in this magazine to view color photos of the scarf**, as well as a photo of the inspirational carpet at NGC Headquarters.

Of course, don't forget the other items available from Member Services. Please feel free to contact me if there are products you would like to see.





# Armitage's Herbaceous Perennials for the Sun

Whether you're a gardening enthusiast or horticulture professional, master the subject and earn your certificate with this "perennials crash course" from the renowned Dr. Allan Armitage, one of the world's leading perennials authorities.

- Learn the characteristics, propagation methods, flower structure and optimal growing conditions for 20 species of sun perennials
- Study with Dr. Armitage's definitive, comprehensive textbook
- Online course lets you progress at your own speed and schedule
- Self-tests, interactive exercises and quizzes provide instant feedback

For complete course details and registration information, visit [UGAGetSmart.com](http://UGAGetSmart.com)



The University of Georgia  
Center for Continuing Education

---

## New for 2013

*Hydrangea serrata*  
**TUFF STUFF™**  
2-3' Zones 5-9

This *Hydrangea* has improved bud and stem hardiness as well as the ability to flower on new wood. Its attractive, reddish-pink lacecap flowers create a mass of color in early summer, and it continues to produce new flowers right up until frost. The semi-double to double florets begin with creamy coloration in the center before maturing to an intense pink. If your reblooming *H. macrophyllas* have been inconsistent performers, try Tuff Stuff. It is an especially good choice in colder climates where reblooming *Hydrangeas* have not lived up to expectations.



Proven Winners

## The 2012 Member Award of Honor Recipients

### Pacific Region

#### **Allen Deitz**

Excellence in Design and Horticulture  
Garden Clubs of Idaho, Inc. and Idaho  
Horticulture Society

Allen, a most dedicated member, is recognized by many as an accomplished gardener. In addition, his expertise and experience in both design and judging continue to be shared freely with his fellow members who look to him for guidance and encouragement.

### Central Atlantic Region

#### **Frances Wismer**

Excellence in Design

The Garden Club of New Jersey and The  
Garden Club of Cranford

A member of the Cranford Garden Club for over 60 years, 97 year old Frances continues to attend meetings and serves as consultant to the club's flower shows. Over the years a total of 35 of her floral designs have appeared in the NGC Vision of Beauty Calendar!

### South Atlantic Region

#### **Pamela B. Peltier**

Excellence in Horticulture

Virginia Federation of Garden Clubs and  
Dogwood Garden Club

Pamela, with her wealth of knowledge of the heritage of plants, their botanical names and their culture requirements, has an unquestionable devotion to gardening and to her garden club affiliations, which she has served faithfully and willingly since 1966.

### Deep South Region

#### **Mabel Milner**

All-Around Excellence

The Garden Club of Georgia, Inc. and  
Mountain View Garden Club

Mabel believes that "gardening" is a consuming passion, and one that has brought her many friends and untold hours of pleasure. Her extensive experience in working to preserve, restore and protect historic gardens has brought enjoyment to others.

### Central Region

#### **Betty Lesser**

All-Around Excellence

Federated Garden Clubs of Missouri Inc.  
and LaGrange Garden Club

Betty has been an extremely busy contributing member, sharing her wealth of knowledge with her garden club for 53 years. No job was too big or too small for her to take on, and she did it all with no driver's license!

### South Central Region

#### **Jimmie Nell Courtney**

All-Around Excellence

Texas Garden Clubs Inc. and Everman  
Garden Club

A hard worker, dedicated gardener and very willing to do whatever it takes to educate children as well as adults, Jimmie Nell's accomplishments reflect her love, admiration and appreciation of the beautiful creation God has given us.

### Rocky Mountain Region

#### **Jan Maynard**

All-Around Excellence

Colorado Federation of Garden Clubs, Inc.  
and Floral Study Club

Jan has steadfastly held positions at every level: club, district, state and region, and has carried out her duties with great enthusiasm and devotion. She has loved flowers all her life and has studied the practice of creating aesthetically pleasing designs and other objects.



New England Region

**Valerie Cleary**

All-Around Excellence

Federated Garden Clubs of Vermont, Inc.  
and The Rutland Garden Club

Valerie's extensive accomplishments and her generous contributions of her time and talent reflect a woman who believes in improving the world around her.



## Leaves and Lace

Whirling, twirling

Spinning, swirling

Dancing wildly

With the wind

Flowers fallen

From the heavens

Autumn days

Are gone again

Leaving us

With summer sighs

And lace

Upon the winter skies.

—Lenore Arnow,

Asheville, North Carolina

### Learn To Make Authentic Japanese Flower Arrangements

Ikebana professor Vera Arnold brings 40 years teaching experience to guide you step by step in making eight beautiful arrangements in this high quality, professionally packaged, 72-minute DVD. Discover creative ideas and how to select and position flowers using this ancient art. \$12. **Fall TNG Special: Buy one, get one half off!** This DVD makes for a wonderful holiday or hostess gift. Free S/H in U.S. Please send your check or money order to: The Ikebana Studio, 1721 N. Daffodil St., Tempe, AZ 85281.



## NGC Scholarships

In a recent newspaper there was an article regarding the cost of higher education. College costs have risen, state support has fallen, squeezing students in a financial vise.

Now, more than ever, students need our help. Please support our wonderful scholarship program with your continued generous donations, honorariums, memorials, and National Life Memberships.

A Scholarship from NGC enables a student to graduate and have:


*Happy memories of yesterday;*

*Joyful moments of today;*

*And hopes and dreams of tomorrow.*

—**Bonnie Borne**, NGC Scholarship  
Chairman

## Container Gardening With Kids

 On a sunny July morning at the Albuquerque Garden Center, the Blooming Gardeners junior garden club joined Mary Ann and Jennifer Moreno, as well as several other members of the Uptown Garden Club, for a two-hour container gardening workshop. Approximately 16 children attended the workshop, ranging in age from 2 to 15 years old.

Each child was given a small, clear, pre-cut plastic drink bottle and an empty cat food container.

These containers were being recycled into a unique container garden and terrarium planter to be created individually by each child. Soil, charcoal, gravel, a selection of small and miniature plants, as well as a generous helping of fun and creativity were used to create beautiful planters.

In the bottom of the drink bottle, children placed individual layers of charcoal, gravel, and a light, pre-moistened soil-mix. This would become the terrarium-part of



the planter. Children chose various plants to complete their terrarium and learned which plants are more appropriate for terrarium gardens versus container gardens.

Once the terrariums were finished, the top of the bottle with the cap screwed back on was turned upside down and placed into the opening of the drink bottle over the terrarium. This was then filled with a layer of light, pre-moistened soil-mix and was planted with more small and miniature plants to create the container garden. Once the container gardens were finished, the



bottle was placed into the empty cat food container which served as a stable base. Much laughter and giggling accompanied proud smiles as each child beheld their wonderful garden creations.

Learning how to create gardens, no matter how small, is a joyous experience that can be shared with children of any age. Schools, junior garden clubs, church groups and other youth organizations are just a few examples of groups that can benefit from the knowledge and experience that garden club members can provide.

The 2012-2013 NGC President's Project, *Plantings for Public and Special Places*, is a wonderful way to include children in gardening projects. This contest includes three categories in which garden clubs can compete for monetary prizes. The categories include: Gardens with Edibles, Container Gardens, and Trees and Shrubs. Please refer to the Fall 2011 issue of *The National Gardener* for the description of the contest, as well as entry requirements and deadlines. As always, please remember that children are our future garden club members!

—Jennifer Moreno, *NGC Special Education Activities Chairman*

—Mary Ann Moreno, *NGC Container Gardens Committee*

## Prepare Your Landscape for Winter

When autumn's cooler weather approaches, we bundle up to protect ourselves against the changing weather. We begin to winterize our homes by adding insulation to drafty windows and doorways. As the days get shorter, our number of chores about the house seem to increase. However, maintenance to the home is just the beginning of preparations for colder weather to come. Our trees need care to prepare for colder months as well.

"While your trees seem to be in a state of hibernation in the winter, exposure to the tough conditions can cause them major stress," says Jim Skiera, Executive Director of the International Society of Arboriculture (ISA). "Minimize stress by helping your trees through the cold months, a little at a time. If you take care of your trees in the



## What is CFAA?

**Creative Floral Arrangers of the Americas** promotes the study of floral design as an art form, offers unique educational opportunities for its members and provides a dynamic environment for exhibiting and networking. Treat yourself to the 2013 seminar in Orlando, FL, Feb. 22-24, featuring fantastic design presentations and hands-on workshops. Annual dues are \$25 and include *Design Dimensions* magazine.

For information visit [www.cfaofa.org](http://www.cfaofa.org) or contact Becky Lindhorst (386) 767-9924

winter, you'll be rewarded in the spring."

Rely on mulch. Put composted organic mulch under your tree in the fall or early winter to help retain water and reduce temperature extremes in the soil. A thin layer of mulch will act like a blanket and give the tree's roots a little extra protection.

Give your trees a drink. Winter droughts require watering as much as summer droughts. If temperatures permit, an occasional watering during the winter on young trees can be a lifesaver. But be sure to water when soil and trees are cool but not frozen.

Fertilize them, too. Urban landscape trees can be growing in soils that do not contain sufficient available nutrients for satisfactory growth and development. Fertilizing a tree can improve growth; however, if fertilizer is not applied wisely, it may not benefit the tree at all and may even adversely affect the tree. Mature trees making satisfactory growth may not require fertilization. When considering supplemental fertilizer, it is important to know which nutrients are needed and when and how they should be applied. Soil conditions, especially pH and organic matter content, vary greatly, making the proper selection and use of fertilizer a somewhat complex process.

—[www.treesaregood.org](http://www.treesaregood.org)

## Gardening Study Schools Committee Changes

Please note that some changes in Gardening Study Schools committee membership and assignments took place at the recent convention



in Buffalo, and sadly, we have learned of the recent passing of committee member Joan Pryor. Mary Ellen Alden has left our committee, and we welcome Bonni Dinneen to the committee. Inger Jones has replaced Joan Pryor.

### GSS Accrediting Chairmen

■ Central and South Central Regions — **Bonni Dinneen** (new address), 279 Wentworth Avenue Lowell, MA 01852, 978-455-0875, [bonni.dinneen@gmail.com](mailto:bonni.dinneen@gmail.com)

■ Rocky Mountain and Deep South Regions — **Judy Pitcher**, 1931 Rollingwood Road, Mosinee, WI 54455-8435, 715-359-0291, [wgcjudy@aol.com](mailto:wgcjudy@aol.com)

■ New England and Pacific Regions — **Inger Jones**, 2112 NE 44 Street, Lighthouse Point, FL 33064-9010, 954-942-9310, [mjinger@att.net](mailto:mjinger@att.net)

■ Central Atlantic and South Atlantic Regions (no change) — **Sally Priebe**, 17007 11th Place SW, Normandy Park, WA 98166-3425, 206-244-4937, [rpriebe2@comcast.net](mailto:rpriebe2@comcast.net)

—**Greg Pokorski**, *NGC Gardening Study Schools Chairman and ES, GS and LD Schools Coordinator*



## Dragonflies

Time to pay homage to dragonflies – and their cousins, the damselflies (order Odonata). These double-winged creatures are fantastic “skeeter eaters.” They just devour all sorts of pesky insects, like mosquitoes, ants, flies, gnats and termites. If you don’t already have these flying friends zipping around your yard, you might want to start attracting them to your garden. The colorful little guys are fun to watch—big red ones, little blue ones and iridescent green pond lovers. Dragonflies can fly forward at about 100 body lengths per second and backwards at about three body lengths per second; and they can hover in the air for about a minute.

Water is essential for dragonflies, but size of the source doesn’t matter. If you don’t have an in-ground pond, consider making a water garden in a large container, like a half wine barrel. That’s enough to bring dragons and damsels to your garden.

The presence of dragonflies and damselflies is likely an indication of a healthy ecosystem. Plus, they’ll eat plenty of unwanted bugs in your garden.

While dragonflies are carnivores and don’t rely on plants for their diet, they are partial to foliage in and around the pond where they can safely hang out. They need shelter, relief from the heat and a place to lay their eggs. Like butterflies, they enjoy flat rocks near the water where they can warm themselves by basking in the sun. Plant Grasses, like Sedge, Sweet Flag, Cattail and Horsetail, around the perimeter of the pond. Never mow the grasses; you want thick, dense, lush plants to nurture our bug-eating friends.

—Monrovia.com



**Creative Floral Arrangers of the Americas  
Invite you to attend the 2013**



## **CFAA SEMINAR**

at the

**Orlando Airport Marriott, Orlando, FL**

**February 22nd-24th**

**Featuring International Designer Marie-Françoise Déprez**

**And presentations by Atelier, Sandra Walters,  
Claudia Chopp, Penny Decker, Deirdre Gross & Marge McGoff**

*Register now and experience 6 Fantastic Design Presentations,  
Participate in Exciting Hands-On Workshops,  
View over 50 Kaleidoscope Designs while  
Networking with other top designers and fabulous vendors!*

**Friday, February 22nd**

Marie-Françoise Déprez morning workshop  
"Curculigot Salsa" \$175.00\*

Marie-Françoise Déprez afternoon workshop  
"Contemporary Romanticism" \$175.00\*  
Kaleidoscope Viewing and Dinner

**Atelier Design Presentation — "The Artist's Eye"**

**Saturday, February 23rd**

Continental Breakfast

**Sandra Walters Design Presentation — "ROCKS in my Head"**  
Lunch and Annual Meeting

**Claudia Chopp & Penny Decker Design Presentation**  
"TIPS & TRICKS from the Emerald Isle"

Janice Hamlin Workshop — "What are Fronds For?-Part II" — \$50.00\*

Pauline Flynn Workshop — "Forever Flowers" — \$50.00\*

**Marie-Françoise Déprez Design Presentation — "French Fantasy"**

**Sunday, February 24th**

Continental Breakfast

**Deirdre Gross Design Presentation**

"Flowers with an Attitude — Going Beyond the Limits"  
Lunch

**Marge McGoff Design Presentation — "Designing Out of Africa"**

\*advanced registration required for **ALL** workshops

**Full Seminar Registration \$300.00**

For registration forms, membership and seminar information visit  
[www.cfaofa.org](http://www.cfaofa.org) or contact Becky Lindhorst (386) 767-9924

# Grants/Development/ Bequests Committee

*I am only one, but I am one. I cannot do everything, but I can do something. And I will not let what I cannot do interfere with what I can do.*

~Edward Everett Hale, 1822–1909

**W**hat a title! Our committee has been working to advance National Garden Clubs, Inc. through President Nicolai's theme "Proudly Serving Our Members and Communities." Most of our national efforts benefit from funding. Without a major corporate sponsor, we turn to you, our membership and friends. A new Planned Giving Program by Individuals has been established: **The GARDEN Fund – Giving Assets to Realize Dreams, Encouraged Now.** GARDEN will give you the opportunity to make gifts to funds that are of interest to you on a monthly, semi-annual or annual basis. Your GARDEN gifts are sent to Headquarters where annual tax reports will be provided you. You designate the fund you wish to support with that donation. Perhaps this year you wish to support Natural Disasters in the USA. Perhaps next year you wish to support Penny Pines. Another year you may donate to Scholarships. You choose the amount, the fund, and the time frame. You will enable GARDEN to fund the fabulous programs NGC offers. Watch for forms and more information to help you provide GARDEN gifts on the website – [www.gardenclub.org](http://www.gardenclub.org) — or mail a check to Headquarters today!

That's the Development part of our title. We ask you to also consider Bequests. As you make financial plans, have you considered a gift to the organization that has been an important part of your life? Depending on the type of asset, you may need to consult with your attorney to make proper changes in your Will document. If you plan to share life insurance or IRA proceeds, you may consult with your financial advisor to make

appropriate beneficiary changes. For plans involving investment accounts (stocks, bonds and CDs), consult with your broker or banker. Work with your financial advisory team to set up plans that are most tax-advantageous for you and your family. You have given hours and hours volunteering your time and skills over the years to NGC. Now may be the time to consider a gift that can continue your investment in NGC into the future. You may contact any member of the Grants/Development/Bequests committee for more information.

—Pat Westgard, NGC Grants/Gifts/Bequests Chairman

## Fall Is For Planting

"Fall is for Planting" banners begin to sprout up in nursery sales yards when gardens are still wearing their summer colors. The intent is to encourage shoppers to buy and plant trees and shrubs, but vegetable and flower growers should take action as well.

Contrary to common fears, your garden will not come to a screeching halt with the first frost, but will carry on for weeks afterwards. Broccoli, kale, parsley, spinach, arugula, and turnips are just a few of the vegetables that continue to produce well into fall. Some, particularly root vegetables, respond to frosty nights by becoming even sweeter!

Imagine weeks, or even months of harvesting tender baby greens, sweet carrots, salad turnips, and peas. Even in northern climates it is possible to grow fresh vegetables through late fall. Begin by checking seed packets for "days to maturity." Add 14 days to the number on the packet and subtract the sum from your average first frost date. This is your seed starting date. In the case of a spinach variety that matures in 40 days, for example, plan to sow seed 54 days (about 8 weeks) before the frost date. Peas can be grown throughout the winter in mild-winter areas.





**November harvest of kale, turnips, lettuce and mache.**

### Help Seeds Germinate

In early spring, cold soil often delays germination. In summer the problem is the opposite: hot soil can prevent certain seeds, particularly lettuce and spinach, from sprouting at all. Fortunately, there are easy workarounds:

- Start seeds indoors, or in containers placed in the shade, and transplant young seedlings into the garden.
- Sow seeds in the shade of taller plants such as corn or tomatoes to provide protection from the afternoon sun.
- Do what the *Old Farmer's Almanac* recommends: Moisten the ground and lay down a bale of straw. A week later, the soil under the bale will be cooler by about 10°F.

### Extend the Harvest

Compared to protecting tender greens from the blazing summer sun, getting your fall garden to soldier on through cold is a simple matter. A basic cold frame constructed with straw bales and old windows can shelter salad greens through early winter even in northern regions. Cool weather crops, such as spinach, chard, Asian greens, kale, collards, broccoli rabe, and Brussels sprouts, need no protection at all to last until the first hard frost. In cold winter

areas, cover carrots, beets, and parsnips with a layer of mulch, and harvest until the ground freezes. In regions where frosts are rare, fresh greens and sweet root vegetables can be enjoyed all winter long.

If you've missed the date for late summer sowing, don't despair. Some fall-sown seeds will germinate in fall and then go dormant. Others, depending on the vagaries of the weather, may germinate in late winter. Either way, the result can be a very early crop of succulent spring greens! Spinach and mache (also called corn salad) are excellent choices for fall sowing; cover young plants with straw when cold weather sets in, and they will come back to life in early spring. Other good candidates are arugula, beets, lettuce and scallions.

—EZfromSEED.org

### November Night

*Listen ...*

*With faint dry sound,  
Like steps of passing ghosts,  
The leaves, frost-crisp'd,  
break free from the trees  
And fall.*

—Adelaide Crapsey, 1878-1914

# Natural Disasters U.S.A.

## Smokey Bear's Forest Is On Fire Again

In 1950, a small badly burned bear cub was rescued by a Forest Ranger from a wildfire near Ruidoso, New Mexico. The Ranger took the small cub home, named it Smokey, and nursed it back to health.

News of the rescue reached the National Forest Service Headquarters, in Washington, D.C., and the Ranger was asked to bring Smokey to Washington to live in the National Zoo, where he remained until his death, in 1986, when he was returned to New Mexico to be buried.

Smokey, with the message "Only You

Can Prevent Wildfires," became the icon for the National Forest Service. Each year students in grades 1-5, across the entire United States, are encouraged to participate in a national poster contest jointly sponsored by the National Forest Service and National Garden Clubs, Inc.

This past summer, over 44,000 acres of forest land and 250 homes were lost to the wildfires near Smokey's birthplace. As the National Forest Service brought in water supplies and cut back trees to prevent further burning, the garden clubs were supplying food and temporary shelter for the homeowners who had been evacuated.

As schools began in August, students across the country were again told the story of Smokey Bear and the wildfires that have devastated his forest, and they will be asked to express their thoughts in original draw-



*An aircraft releases fire retardant over the New Mexico wildfire.*





## Echinacea 'Cheyenne Spirit'

AAS Flower Award Winner

This stunning first-year flowering echinacea captures the spirit of the North American plains by producing a delightful mix of flower colors from rich purple, pink, red and orange tones to lighter yellows, creams and white. This wide range of flower colors on well-branched, durable plants are sure to please the color preferences of any gardener. As an added bonus, 'Cheyenne Spirit' does not require a lot of water and offers a wide range of uses, from the perennial border, in a mass landscape planting, in a butterfly garden, or as a cut flower.

The All-America Selections' judges and their trial garden visitors raved about the attractiveness of the flowers and the range of colors while appreciating its sturdiness. Even during wind and rain, this compact plant does not topple over like many echinacea. The variety of intense, bright colors adds sparkle to the garden from mid-summer through fall. As an added bonus, this maintenance-free echinacea doesn't need deadheading to provide summer-long beauty.

—AAS.org

ings that illustrate the dangers of wildfires.

The purpose of the NGC Natural Disasters Grants Committee is to provide grants to garden clubs in need of assistance after a major disaster. These grants are supported by donations from our membership across the country. Your contributions make it possible for them to continue to support their community.

Please mail all contributions to: NGC Headquarters (earmarked—Natural Disasters USA), 4401 Magnolia Avenue, St. Louis, MO 63110

—Pat Smith, Grants/Gifts/Bequests Committee & NGC Natural Disasters Committee



# Accomplishing Wonderful Things



ur NGC members are the same throughout the country. They're just awesome and accomplish so many wonderful worthwhile projects! One that stood out for Alaska this year is the saving of one of our most family-friendly state parks. The State Department of Natural Resources issued a directive in December to our State Parks Department to immediately shut down a beautiful park consisting of 400 acres with two campgrounds, a boat landing on a lovely scenic river, and a delightful one-quarter mile long pond. This park had been without state maintenance for the past decade. As of the beginning of this summer, the park would be no more: public access would be prohibited, improvements

*At right: A moose wanders at the edge of the pond. The moose was designated the official Alaska land mammal in 1998.*



*During the Pacific Region Pre-Convention Tour to Denali Park, NGC Gardening Study Schools Chairman Greg Pokorski tries on a pair of caribou antlers while a herd of moose wannabees look on.*

would be removed, title to the land would be transferred, and they weren't going to tell anyone!

Luckily, garden club members are all-knowing! We heard about it and we, as individual citizens, just couldn't let this injustice happen. We started talking! We covered all bases—from our neighbors, to the public through petitions, to user groups, and to our legislators.

A popular newspaper columnist heard about our work and dedicated his entire column in assistance. The newspaper editor wrote an editorial on the subject. Garden club members are nice people, and we ask



nically, but firmly. We get results.

The already-submitted state budget was amended to fund an additional park ranger and capital improvements on the park's behalf. On July 1st, the Parks Department received \$150,000 for a ranger and \$650,000 for capital improvements for this park out of this year's budget. It will NOT be shut down!

At the beginning of the summer, we had a joint clean-up day with the Parks Department, different user groups, and our local legislators. (I have a picture of one of our representatives on her knees painting the inside of an outhouse.) It was followed by a potluck attended by the State Director of the Parks Department who thanked us for caring so much and working so hard to accomplish something the department had been trying for years to do! He requested that we all get together for a camp-out at the end of the season to admire the progress that has been made.


We know that, even though money is earmarked for this park, our job isn't done. We have requested, and the Parks Department has gracefully agreed to provide, monthly updates on their progress with the park. We have had one of our members appointed to the Parks Department Citizens' Advisory Board to make sure the money isn't spent anywhere else and the promised improvements are made. And, we have already talked to our legislators about having this park legislatively dedicated so there is no possibility of shutting it down in the future.

In one of our discussions when we were talking about our organization, the Parks Department Director remembered that one of our garden club members was responsible, in the early 70s, for the designation of thousands of acres of land on Chena Hot Springs Road outside of Fairbanks as the Chena River State Recreation Area.

When we care and work together, we can indeed accomplish wonderful things!

—**Becky Hassebroek** is president of Alaska Garden Clubs. Her report was presented this past summer at the Pacific Region Convention, in Anchorage, Alaska.

## Busting Common Garden Myths

s diligent as you might be about heeding all the gardening tips you've heard over the years, are there some that you simply question their value? You wonder if maybe grandma's advice really was the best? Or maybe has become outdated? We did! So, we turned to our members and asked for their professional expertise on a few commonly cited garden tips to find out if they were still applicable in today's gardening world.

◆ **Myth:** Perennials won't bloom the first year, especially bare-root.

**Half Busted:** With modern breeding and growing techniques, this is no longer true. Go ahead and plant bare root and potted perennials and enjoy those blooms the first year, assuming you don't plant them past the time they naturally would bloom. However, if you buy a potted perennial that requires over-wintering, you will have to wait through the first winter to get the desired blooms. It's best to inquire from the seller to find out what to expect that first season after planting.

◆ **Myth:** Plant peas and potatoes on St. Patrick's day.

**Half Busted:** This can't possibly be true for all climate zones. It's much better to refer to the updated USDA hardiness zone map and plant according to the local last-frost dates as recommended by local gardening experts. We assume grandma never moved far from where she was born so she must have lived her entire life in the same hardiness zone!

◆ **Myth:** Pinch off all blooms of annuals before planting.

**Busted:** In many cases pinching is no longer an absolute must because today's commonly available bedding plants are bred to be more compact with continuous blooms. So, you don't need the pinch to manage growth or promote another flush of blooms.

◆ **Myth:** Planting tomatoes in a trench or up to the first true leaves promotes a sturdier plant.

**Half-Busted:** This one is still true for seed propagated heirlooms and hybrids. Planting deeply does help elongate the rooting area since any point on the stem that comes into contact with the soil will root. The exception is when planting grafted tomatoes because if the scion (see Q&A above) takes root it will negate the benefits of the grafted rootstock, so never plant a grafted tomato too deeply.

◆ **Myth:** Use tuna fish cans around transplant stems to thwart cut worm.

**Not Busted:** Yes, Grandma was correct and frugal with this tip! When both ends of the can are removed and placed around the plant, it acts as a barrier to keep these natural soil surface crawlers from reaching the plant until the stem has thickened past the tender stage.

◆ **Myth:** Add chalk or egg shells to the planting hole.

**Not Busted:** Again, a good tip, as both of these items will help prevent blossom end rot in tomatoes since they provide calcium to the fruit (since egg shells take a while to decompose, crush or grind the shells to enable them to dissolve faster).

◆ **Myth:** Putting egg shell flakes around the base of plants will prevent slug damage.

**Not Busted:** Yes, Grandma was right, slugs do not like to crawl over the jagged surface of sharp eggshells, so putting a barrier of crushed (not ground too finely) egg shells is a great deterrent.

◆ **Myth:** Beer traps for slugs

**Not Busted:** Yes, they really do work. And there is even research to show they prefer the light beers over the darker ales and lagers. But, if you get a rain or water the plants, you will need to refill the traps with fresh, undiluted beer as those little critters avoid the watered down stuff.



◆ **Myth:** To get sweeter tomatoes, add sugar to the planting hole.

**Busted:** Sorry grandma, this is not true. Tomato plants can't absorb sugar in the soil, they produce it through photosynthesis. The sugar content of a variety is predetermined in the plant's genetics.

—National Garden Bureau, NGB.org

## NGC Calendar

### Conventions

- 2013 Seattle, Washington  
May 24-26 (Installation year)
- 2014 Norman, Oklahoma  
April 30-May 3
- 2015 Kentucky
- 2017 Virginia

### Fall Board Meetings

- 2013 St. Louis, Missouri  
September 24-28
- 2014 Des Moines, Iowa  
September 24-28
- 2015 St. Louis, Missouri
- 2016 Portland, Maine



# Flower Show Schools

Flower Shows are indeed the stage on which we display our talents in horticulture and design. Great horticulture may be a result of selection, attention and care. Design is more subjective, particularly where design types are included. Design types are included to provide a challenge in competition. It always tempts our abilities to try the newest ones.

The Tapestry Design is perhaps the greatest challenge. This design requires pre-planning and cannot be done at last minute notice. It is recommended that this only be included in advanced shows and never in a class offering a Tricolor Award. Since this award calls for all fresh plant material, the designer is faced with additional difficulties.

A new category has been approved for addition to the Special Exhibits Division of a Standard Flower Show. Photography may be added to the *Handbook* as another means of adding interest and educational value to the flower show. It offers another creative outlet for garden club members as well as an attraction for the public.

The following criteria have been established and may be inserted as E. PHOTOGRAPHY on page 234.

1. Intended to stimulate garden/gardening interest, photographic abilities and NGC objectives.

2. Schedule determines the type of photography, exhibit, staging and number of entries.

a. All exhibits should relate to horticulture, gardening or other objectives of NGC.

b. Image size shall be determined by the schedule.

c. Image should be matted, and may or may not be over-matted. No frames permitted.

d. Images should be hung or displayed

vertically for judging and viewing with creative staging encouraged.

e. Exhibitors are encouraged to label photographed plant material, if identifiable, with scientific names.

f. Classes listed in the Flower Show schedule may include classes calling for single images, in monochrome or black and white, single, colored images, series of four related images (story without words), collection of six images, plant specific, etc.

g. The photo may be enhanced to include in-camera changes and post-production changes, to include cropping and other filters and dark room techniques. Use of advanced creative techniques may be restricted to specific classes.

h. First, second, third and honorable mention ribbons may be awarded in accordance with NGC standards on page five.

3. Judging consideration shall include creativity, composition, technical merit/quality of the image, conformance/interpretation, distinction/wow factor.

4. Judging shall be done by camera club judges, professional photographers, or qualified photography judges if a competent evaluation is to be done and ribbons awarded.

5. Not eligible for exhibiting credits.

p. 44-4.c. Collectors Showcase Award

Change to read: Schedule may include a section of three or more classes of all collections or all displays.

p.97- D. Add:

1. Trademarked (™) or registered trademarked (®) names are a legal entity that may or may not be the actual cultivar name; trademarked names are acceptable in an NGC Standard Flower Show in place of a cultivar name. Trademark names are not enclosed in single quotes.

p.116-5.a. Change to read:

There are four scales of points for judging collections - collections of 1) Flowering Specimens and Specimens with Colorful Bracts, 2) Foliage Specimens, 3) Arboreal and 4) Fruits, Vegetable and Nuts.

p.156- D. Featured Object/s

1. delete "other than plant material"...  
Glossary p.335 — delete same as above.  
-E. Accessory Object/s
1. delete "other than plant material"...  
Glossary p.330 — delete same as above.

p.218-E. Buffet

4. delete: "including Tea Tables"....

On the Design Scale of Points, the quality "Conformance" is allotted 20 points. The 20 points have been divided equally among the schedule requirements.

However, the requirement that offers the challenge is the design type when it is named. Therefore, it has been determined that when a design type has been specified, its value will be 10 points and the remaining 10 points will be divided among the other requirements.

Rationale: An excellent design that does not exhibit all of the qualities of the named design type should not be in blue ribbon category. The design **must** represent the design type.

Therefore, the following correction:

- p.303 — Design Scale of Points
- |  |           |
|--|-----------|
| Conformance to all schedule requirements . . . . . | 20        |
| Design Type (if applicable): 10 points             |           |
| Remaining requirements divided:                    |           |
|  | 10 points |

—Jean Ohlmann, NGC FSS Chairman

## Answers to NGC Happenings on page 3

1. 1945
2. 1958
3. 1959
4. 2001
5. 1943
6. 1929
7. 1977
8. 2006
9. 1993
10. 2012

*There is a harmony  
In autumn, and a lustre in its sky,  
Which through the summer is not heard or  
seen,  
As if it could not be, as if it had not been!*  
—Percy Bysshe Shelley

# Escuela de Exposiciones de Flores

Las Exposiciones de Flores son sin duda las telas donde recreamos nuestro talento para la horticultura y el diseño. Una excelente horticultura podrá ser el resultado de la selección, atención y cuidado. El diseño es más subjetivo, particularmente cuando se incluyen los tipos de diseño. Los tipos de diseño son incluidos para ofrecer un desafío en la competencia. Siempre nos tienta probar nuestras habilidades con los diseños más novedosos.

De todos, quizás sea el Diseño Tapiz el que ofrece el mayor desafío. Este Diseño requiere que se planee de antemano, no se puede hacer a último momento. Se recomienda que se incluya este diseño solamente en exposiciones avanzadas, y jamás en una clase donde se ofrece el Premio Tricolor. Como este premio pide material vegetal todo fresco, el diseñador se estaría enfrentando con más dificultades aún.

Se ha aprobado una nueva categoría para incluir en la División de Exhibiciones Especiales de una Exposición Estándar de Flores. En el Manual de Exposiciones se incluye la fotografía, como otra manera de agregar interés y valor educacional a la exposición de flores. Ofrece otra expresión creativa para los miembros de los clubes de jardinería, como así también una atracción nueva para el público.

Por favor agregar E. FOTOGRAFÍA en la página 201 (Cambiar la E. de Venta de Plantas a D.)

1. Destinado a estimular el interés en el jardín/jardinería, habilidades fotográficas, y los objetivos NGC.
2. El Programa estipula el tipo de fotografía, exhibición, montaje y cantidad de exhibiciones.

a. Todas las exhibiciones deberían



relacionarse con la horticultura, la jardinería u otros objetivos NGC.

b. El programa estipula el tamaño de la imagen.

c. La imagen debería ser presentada con passepartout. No se permiten marcos.

d. Las imágenes deberían ser colgadas o expuestas verticalmente para ser juzgadas. Se sugiere montaje innovador.

e. Se sugiere a los expositores nombrar científicamente al material vegetal fotografiado, si es reconocible.

f. Las clases estipuladas en el programa de la Exposición de Flores pueden incluir clases que piden imágenes individuales, monocromáticas o blanco y negro; imágenes individuales en color; series de 4 imágenes relacionadas (cuento sin palabras), colección de 6 imágenes, específicas a las plantas, etc.

g. Las fotos pueden ser mejoradas para incluir modificaciones de postproducción, recortes, otros filtros y técnicas de cuarto oscuro. El uso de técnicas creativas de avanzada puede ser pedido en clases específicas.

h. Se podrá ofrecer cintas de primero, segundo, y tercer premios y menciones, de acuerdo a los estándares NGC de la página 4.

3. Consideraciones al juzgar. Creatividad, composición, mérito técnico/calidad de la imagen, conformidad/interpretación, distinción/factor sorpresa.

4. El juzgamiento deberá ser hecho por jueces de clubes de fotografía, o fotógrafos profesionales para asegurar una evaluación competente y para otorgar las cintas.

5. No se permiten como créditos de exhibir.

Pág. 37 – 4.c. Premio Colección.

Efectuar el siguiente cambio... El programa puede incluir una sección de tres (3) o más clases de todas colecciones o todos displays. Para las exposiciones.....

Pág. 81 – Tachar la Letra D. La oración "Es importante...." pasa a ser parte de C. Agregar D.

Las Marcas Registradas (MR) de los nombres de las plantas pueden o no ser los nombres de las variedades cultivadas; las marcas registradas son aceptables en una Exposición Estándar de Flores NGC en vez del nombre de la variedad cultivada. Las Marcas Registradas no se escriben entre comillas.

Pág. 96 – 5.a. Cambiar como sigue: Hay cuatro escalas de puntos para juzgar colecciones, Colecciones de 1) Especímenes en Flor, 2) Plantas de Follaje, 3) Especímenes Arbóreos y 4) Frutos, Vegetales y Nueces.

Pág. 134 – D. Objeto/s Destacado/s

1. Tachar "que no sea el material vegetal"...  
Glosario: Pág. 292 – Tachar lo mismo que arriba.

Pág. 134 – E. Objeto/s Accesorio/s

1. Tachar "que no sea el material vegetal" ...  
Glosario: Pág. 285 – Tachar lo mismo que arriba.

Pág. 188 – E. Buffet

4. Tachar... "incluyendo las mesas de te"....

En la Escala de Puntos de diseño, la cualidad "Conformidad" tiene 20 puntos. Los 20 puntos se dividen igualmente entre todos los requisitos del programa.

Sin embargo, el requisito que más desafío ofrece cuando se especifica, es el tipo de diseño. Por lo tanto, se ha decidido que cuando el programa especifica el tipo de diseño, su valor será de 10 puntos, y los 10 puntos restantes se dividen entre los demás requisitos.

Razonamiento: Un diseño excelente que no tiene las cualidades del tipo de diseño pedido, no debería estar en la categoría de una cinta azul.

Por lo tanto, efectúen el siguiente cambio:  
Pág. 260 – Escala de Puntos de Diseño  
**Conformidad** con todos los requisitos del programa .....20  
Tipo de Diseño, si corresponde: 10  
Demás requisitos: 10

—Jean Ohlmann, NGC FSS Chairman  
—Sylvia Wray, Traducción

# Escuela de Exposiciones de Flores

*En la revista Verano 2012, por error se incluyó por segunda vez la traducción del Artículo EEF de la Primavera.*

*Este es el artículo que debería haber aparecido en Verano 2012*



¿Cuáles son las responsabilidades de los jueces en cuanto al programa de una exposición de flores? Si el juez identifica algo en el programa que no está de acuerdo con la política del NGC o el Manual, el juez debe contactar al Director de la Exposición, el Director de Clasificación o del Programa, para identificar los errores tan pronto como sea posible. La mayoría de los errores en el programa pueden ser corregidos en la reunión informativa antes de juzgar. (ver Nota en el Manual, pág. 244)

Si la exposición se va a evaluar para el Premio a la Realización, no se debe penalizar por errores que han sido corregidos.

¿Cuándo revisa el juez el programa? Seguramente no cuando está viajando a la exposición, sino en cuanto lo reciba.

Se han recibido numerosas preguntas de los Premios de Sección. Para ofrecer un Premio Mayor NGC en diseño, una Sección debe tener por lo menos tres (3) clases con cuatro (4) exhibiciones cada una. La Sección de Horticultura debe tener por lo menos tres (3) clases, pero no se requiere una cantidad específica de exhibiciones en cada clase.

En muchas exposiciones, particularmente las pequeñas, los ganadores de Premios de Sección también pueden recibir el Premio de División. Sin embargo, no es necesario que el Premio de División sea limitado a los ganadores del Premio de Sección. El Premio de División es entregado a la mejor exhibición que cumple con los requisitos, en toda la División.

**Pregunta:** Mi club recientemente organizó

una Pequeña Exposición Estándar de Flores. El Programa tenía 6 clases de diseño. El día de la exposición, no habían clases con 4 exhibiciones; todas las clases tenía 1, 2 o 3 exhibiciones. En total había 12 diseños, y un premio mayor fue adjudicado en una clase con 2 exhibiciones. Para mí esto es muy confuso. ¿Todavía se requiere las 4 exhibiciones en una clase, o es solamente la cantidad total de exhibiciones que indica que es una Pequeña Exposición Estándar?

**Respuesta:** Este no puede considerarse una Pequeña Exposición Estándar. En la División Diseño, por lo menos tres clases deben tener un mínimo de 4 exhibiciones... pueden ser más, nunca menos. Sin embargo, la Pequeña Exposición no puede excederse de 19 exhibiciones en diseño. Para poder ofrecer un Premio Mayor la División Diseño debe tener por lo menos 3 clases con 4 exhibiciones cada una. (Manual, pág. 39. III.A.3) excepción, Premio Competencia entre Clubes de diseño.

**Pregunta:** Se me ha preguntado si un Juez Estudiante quien no ha rendido su Examen del Manual puede competir en un Clase para Jueces en nuestra Exposición del Estado.

**Respuesta:** Ella es Juez Estudiante, Nivel 1. El programa no especifica qué nivel debe tener el juez.... Entonces, técnicamente puede competir.

**Pregunta:** Tenemos un problema que concierne las clases en una Sección que opta por el Premio Elección del Cultivador. Una interpretación es que las clases en una Sección donde se ofrece este premio deben ser todas florecientes, o todas follaje, o todas plantaciones combinadas, como en el siguiente ejemplo:

Sección X Plantas en recipiente, con flor – debe estar floreciendo.

Clase 100 Saintpaulia

Clase 101 Begonia

Clase 102 Orquídea

Sección Y Plantas en recipiente, de follaje.

103 Hedera

104 Helechos



105 Suculentas

Sección Z Plantaciones Combinadas

Clase 106 Jardines en recipiente

Clase 107 Terrario

Clase 108 Bateas Profundas

Una segunda interpretación es que la Sección del Premio Elección del Cultivador puede incluir una clase de flor, una de follaje o una de plantaciones combinadas, como en el ejemplo que sigue:

Sección X Plantas en recipientes.

Clase 100 En flor – debe estar en flor

Clase 101 Follaje

Clase 102 Jardines en Recipiente

¿Cuál es la correcta?

**Respuesta:** Premio Elección del Cultivador.... Su primer ejemplo es correcto. Se pueden ofrecer tres Premios, uno en cada Sección.

Si tú recuerdas que la Sección debe ser juzgada con la misma Escala de puntos, entenderás porqué la segunda interpretación no es posible.

—Jean Ohlmann, NGC FSS Chairman

— Sylvia Wray, Traducción



## The National Gardener

**Winter Issue - Jan-Feb-Mar**

Will be mailed January 1

**Spring Issue - Apr-May-June**

Will be mailed April 1

**Summer Issue - July-Aug-Sept**

Will be mailed July 1

**Fall Issue - Oct-Nov-Dec**

Will be mailed October 1

**Deadline**

for the Winter Issue

Copy due by November 1, 2012

## Landscape Design Schools

### Course I

**Kearney, NE . . . . . October 12-13**

State Chairman: Alice Hemsath, 110 E. 39th Street, E-1, Kearney, NE 68847-8176; 308-224-3771; dhemsath@charter.net

**South Barrington, IL . . . . . October 16-17**

State Chairman: Dolores Lederer, 16 Westcott Drive, South Barrington, IL 60010-9526; 847-381-5828; hlederer@aol.com

**Brecksville, OH . . . . . December 5-7**

State Chairman: Barbara Shepard, 6380 Birkewood Street, Columbus, OH 43229-2041; 614-890-4627; dshep6380@sbcglobal.net

### Course II

**Baton Rouge, LA . . . . . October 30-31**

State Chairman: Clara Earl, P.O. Box 45504, Baton Rouge, LA 70895-4504; 225-924-6429; clarae2003@yahoo.com

**Charleston, SC . . . . . November 7-9**

State Chairman: Susan McLeod Epstein, 1299 Old Towne Rd., Charleston, SC 29407-6001; 843-556-5343; susanmcleodepstein@gmail.com

### Course III

**Springfield, OH . . . . . October 11-13**

State Chairman: Barbara Shepard, 6380 Birkewood Street, Columbus, OH 43229-2041; 614-890-4627; dshep6380@sbcglobal.net

**Wellesley, MA . . . . . November 1-3**

State Chairman: Jane O'Sullivan, 84 Old Meeting House Lane, Norwell, MA 02061-1436; 781-659-4423; jeosullivan@comcast.net

### Course IV

**Edgewood, WA . . . . . October 10-12**

State Chairman: JoAnn Goldman, 18811 51st Ave NE, Lake Forest, WA 98155-3059; 206-362-3201; aljo2009@q.com

**Cincinnati, OH . . . . . April 11-13, 2013**

State Chairman: Barbara Shepard, 6380 Birkewood Street, Columbus, OH 43229-2041; 614-890-4627; dshep6380@sbcglobal.net

## Bi-Refresher

ESS & LDS

**Sun Prairie, WI . . . . . October 26-27**

Event Chairman: Vernon Lowell, 3435 State Road, 78, Mt. Horeb, WI 53572-1341; 608-437-8764; vlowell@mhtc.net

# Flower Show Schools

## Course I

**Eureka, CA** . . . . . **October 12-13**  
Local Chairman: Mary Lou Goodwin,  
707-442-1387

**Niles, MI** . . . . . **October 22-23**  
Local Chairman: Bobbie Quick, 269-684-7772

**Fort Lauderdale, FL** . . . . . **November 13-14**  
Local Chairman: Rebecca Schuberth,  
954-463-4511

**Dallas, TX** . . . . . **February 28-March 2, 2013**  
Registrar: Peggy Consolver, 972-424-1830;  
pconsolver@verizon.net

## Course II

**Phoenix, AZ** . . . . . **October 30-November 1**  
Registrar: Josephine Vincze, 2512 N. Central  
Drive, Chandler, AZ 85224; 480-419-6312;  
jo-vincze@q.net

**Roswell, NM** . . . . . **November 2-4**  
Registrar: Rene McCoy, 3412 N Atkinson Ave-  
nue, Roswell, NM 88201-7800; 575-622-1215;  
renemac8@hotmail.com;  
Email for contact: Mary Ann Moreno,  
jbmorano@gmail.com

**Acapulco, México** . . . . . **April 9-11, 2013**  
Contact: Esther P. de Salinas, Risco #254,  
Pedregal de San Angel, México D.F. 01900,  
México; 52-55-5568-8521;  
estherp@todito.com

## Course III

**Tuscaloosa, AL** . . . . . **October 9-11**  
Registrar: Elizabeth Kent, 205-553-2531;  
elizabethkent@att.net

**Derby, CT** . . . . . **Oct. 10-12**  
Registrar: Liz Stanley, 860-668-5304

**Springfield, MO** . . . . . **October 17-19**  
Registrar: Shirley McCarthy, 417-881-4632;  
shirmmcrthy@sbcglobal.net

**Phoenix, AZ** . . . . . **March 21-23**  
Registrar: Josephine Vincze, 2512 N. Central  
Dr. Chandler, AZ 85224; 480-917-4679;  
jo-vincze@q.com

## Course IV

**Columbia, SC** . . . . . **October 9-11**  
Registrar: Jean Arrants, 803-783-6199

**Brecksville, OH** . . . . . **October 9-11**  
Registrar: Patricia Monroe, 216-486-0409;  
patriciamonroe@yahoo.com

# Flower Show Symposiums

**Providence, RI** . . . . . **October 15-17**  
Local Registrar: Vicki Iannuccillo; 1350 Hope  
Street, Bristol, RI 02809-1155; 401-253-4535

**San Antonio, TX** . . . . . **October 21-23**  
Local Registrar: Dee Sanders, 638 Crestway  
Drive, San Antonio, TX 78239-2152;  
210-656-4629

**Palm Beach Gardens, FL** . . . . . **November 4-6**  
Local Registrar: Phyllis Gidley, 2587 Green-  
wich Way, Palm City, FL 34990-7506;  
772-286-0507; gidleyc@bellsouth.net

**Denver, CO** . . . . . **November 13-14**  
Local Registrar: Marjorie Koerner,  
303-840-4665

**Woodworth, LA** . . . . . **April 30-May 2, 2013**  
Local Registrar: Carrie Martin, 123 W. 19th  
Avenue, Covington, LA, 70433;  
985-893-3285; mart3285@bellsouth.net

**South San Francisco, CA** . . . . . **May 5-7, 2013**  
Local Registrar: Shane Looper, 213 Carmello  
Lane, South San Francisco, CA 94080-2204;  
650-871-0172; slooper@sbcglobal.net

**Memphis, TN** . . . . . **May 7-8, 2013**  
Local Registrar: Amelia Wilkes, 1712 West-  
lake Avenue, Dyersburg, TN 38024;  
731-285-7877; wilkesja@cableone.net

# Environmental Studies Schools

## Course I

**Wellesley, MA** . . . . . **October 27-28**  
School Chairman: Bonnie Rosenthal,  
973-557-6186; bonnie.rosenthal@gmail.com

# Tri-Refresher

Tri-Refresher and Educational Tour

**Garza García, N.L., México** . **November 26-27**  
Event Chairman: Margarita Belden Elizondo,  
Rio Nilo 615 PTE Colonia del Valle, Garza  
García, Nuevo Leon 66220, México; Phone:  
01152 (81) 8303 3894; Cell phone: 01152 (81)  
169 2750;  
Email: margaritabelden@hotmail.com



# Gardening Study Schools

## Course I

**Eureka, CA . . . . . October 12-13**

Local Chairman: Mary Lou Goodwin, 1312 Gates Street, Eureka, CA 95501; 707-442-1387; mgoodwin@northcoast.com

**Niles, MI . . . . . October 22-23**

\*State Chairman: Janet C. Hickman, 2305 Lalkwood Drive, Midland, MI 48640; 989-631-8021; jchickman@charter.net  
\*School Chairman Bobbie Quick 2442 Dick St. Niles, MI 49120-9362; 269-684-7772 bquick50@gmail.com

**Sarasota, FL . . . . . November 8-9**

Local Chairman: Maida Atkins, 2103 Musko-gue Trail, Nokomis, FL 34275; 941-488-4373; maidaatkins2103@gmail.com

**Fort Lauderdale, FL . . . . . November 13-14**

Local Chairman: Rebecca Schuberth, 2536 Laguna Drive, Fort Lauderdale, FL 33316; 954-463-4511; bjschube@comcast.net

## Course II

**Elmhurst, IL . . . . . October 22-23**

\*Co-Chairman: Mary Ann Brucher, 3821 Florence Ave., Downers Grove, IL 60515, phone 630-969-4078, e-mail: brucher7@aol.com  
\*Co-Chairman: Jane Johnson, 947 Sycamore Lane, Bartlett, IL 60103; 630-830-0013; dnovsept@aol.com

**Allentown, PA . . . . . October 23-24**

Local/State Chairman: Barbara Dempsey, 3109 Parkway Blvd., Allentown, PA 18104; 610-776-1911; firefly3@ptd.net

**Weldon Springs, MO . . . . . April 23-25, 2013**

State Chairman: Pat Schnarr, 943 Hemingway Lane, Weldon Springs, MO 63304; 314-488-5316; wpwpat@yahoo.com

## Course IV

**Boylston, MA . . . . . April 4-5, 2013**

State Chairman: Caroline Nijenberg, 27 Robbins Rd., Lexington, MA 02421; 781-862-4465; carolinen@rcn.com

# NGC Roster Changes

## 2011-2013 Board Members

### Appointed Officers

Historian, **Pamela C. Hebert**,  
[Pchebert90@gmail.com](mailto:Pchebert90@gmail.com)

### Regional Directors

New England Region, **Joyce A. Kimball**,  
4 Bow Center Road, The Cottages, E-4 Bow, NH 03304-4220; joyceakimball@comcast.net

### Chairmen

#### Communications Non-Print

Education Chairman, **Bonni Dinneen**, 279  
Wentworth Avenue, Lowell, MA 01852-3816

#### Educational Opportunities/NGC Schools

Multiple Refresher Chairman, Advisor (ESS, GSS, LDS), **Elizabeth K. Coffey** (Temporary address), c/o Virginia Coffey, 116 Woodstock Drive, Charlottesville, VA 22901; [libbykc24@gmail.com](mailto:libbykc24@gmail.com)

#### Gardening Study Schools

GSS Accrediting Committee (NE, P), GSS Accrediting  
Add: **Inger Jones**, 2112 44th Street, Light-house Point, FL 33064-9010; [mjinger@att.net](mailto:mjinger@att.net)

GSS Accrediting Committee (RM, DS),  
**Judy Pitcher**

#### Golden Circle

Golden Circle Member, **Carol Klingberg**, 4114  
Thornton Road SE, Olympia, WA 98513-9302

#### Landscape Design Schools

LDS Accrediting Chairman (NE, CA), **Jacqueline Lee Connell**, PO Box 588, Guilford, CT 06437-0588; 982 Home Road, Great Barrington, MA 01230-9309; [TheMusesGarden@netscape.net](mailto:TheMusesGarden@netscape.net)

## Roster of State Presidents

#### Federated Garden Clubs of Iowa, Inc.

**Darla Kickbush**, 706 West Third, Indianola, IA 50125-2352; [dkkick40@gmail.com](mailto:dkkick40@gmail.com)

North Dakota State Garden Clubs (note change in State name)

Underline denotes change

For additional information on course listings, including instructors, designers and course topics, please see the NGC website: [www.gardenclub.org](http://www.gardenclub.org)

## Powerscourt

In June 2011, the 10th WAF (World Association of Flower Arrangers) World Flower Show took place in Boston. From June 18 - 22, 2014, the 11th World Flower Show will be hosted by the Association of Irish Floral Artists at the Royal Dublin Society, in Dublin, Ireland. NGC members who enjoyed the Boston Show may want to consider attending the show in Ireland and also enjoying one of Ireland's most beautiful gardens.

Situated in the mountains of Wicklow County, near Enniskerry, Powerscourt has a long history. As far back as 1300, a castle was built on the site with the le Poer (Power) family as owner, from whose name came Powerscourt. In the early 17th



*Diana, the Huntress*

century, Sir Richard Wingfield, an Englishman, was granted the castle and grounds by Queen Elizabeth I as reward for his military achievements. His descendants retained ownership for over 350 years. In 1961, the 9th Viscount Powerscourt sold the estate to the Slazenger family who continue to care for the gardens.

In the 1730s, Richard Wingfield, the 1st Viscount Powerscourt, commissioned German born architect Richard Cassels to remodel the castle into a large Palladian-style mansion and to redesign the landscape. Visits to the ornamental gardens at the Palace of Versailles, to Schonbrunn Palace, near Vienna, and to Schwetzingen Castle, near Heidelberg, had inspired the Viscount. The new design called for planned gardens and terraces laid out to the south with parkland and riding areas to the north. The garden became part of the vast landscape. A formal avenue of beech trees was placed to the north. Gardens to the south included a walled garden, a fish pond, cascades, grottos and terraces with a magnificent view to Sugar Loaf Mountain and the Wicklow range. Through some of the vast wooded areas, pathways were created. At the time, the interiors of the house were some of the most elegant in Ireland.

Over the succeeding years, the gardens were changed under several owners into what the visitor enjoys today. In the early 1800s, the 6th Viscount Powerscourt asked architect Daniel Robertson to redesign the gardens. Robertson's designs reflected the styles of Italianate gardens with terraces and the formal features of the Italian Renaissance villas. The gardens in France and Germany were created in this manner. However, little of the plans had been completed at the early death of the 6th Viscount. The completion of the alterations to the gardens fell to his son, Mervyn Wingfield, 7th Viscount Powerscourt.

By 1870, by combining designs of Robertson and other landscape experts, the terraces were finished and a vast variety of trees were planted. A grove of *Thujaopsis dolabrata*, Elkhorn Cedar, with its antler-





*Close-up of The Chorus Gate*

shaped needles, stands tall further out from the mansion in the landscape. Statuary was added primarily to the terrace areas of the Italian Garden, several of which were purchased by the 6th Viscount in his travels to Rome. Among the pieces were a statue of Apollo Belvedere, of Diana, and a large Laocoon based on the Greek legend. While some statuary was selected on travels throughout Europe by the Viscounts, others were commissioned replicas. A pair of life-

sized Winged Horses, created for the 7th Viscount, made of zinc by Professor Hugo Hagen, of Berlin, in 1869, rear up at the edge of the Triton Lake at the foot of the terraces of the Italian Garden. They are repeated in the family coat of arms. The fountain in the center of Triton Lake is based on the fountain in the Piazza Barberini, in Rome.

On the upper terrace, a row of large urns overflow in June with red geraniums, white Bacopa, purple verbena and trailing fuchsia. Moving down the terraces, one finds several iron vases, including a pair of Cupid vases, bought in St. Petersburg by the 7th Viscount, filled with more summer blossoms. Bronze Versailles urns containing geraniums and trailing verbena line the patterned steps. On both sides of the walkway from the upper terrace to Triton Lake, formal flower beds of antirrhinum, in shades of red, outlined by cineraria, add brilliant color to the view across to the mountains. There are beds of red roses, outlined in *Buxus*. Yews have been trimmed into small pyramids. *Prunus lusitanica*, Portuguese laurel, have been shaped into lollipop forms.



*A pair of life-sized Winged Horses rear up at the edge of the Triton Lake*



*The house and Italian gardens at Powerscourt*

The Walled Gardens began as the family kitchen garden with vegetables and fruit trees. They are some of the oldest gardens. Apple trees still remain. One Walled Garden contains a large herbaceous border, with plants and shrubs originally selected by Lady Powerscourt, wife of the 7th Viscount. In June, large purple alliums, red-orange poppies and lavender paeonias provide vivid color to the borders. An abundance of roses bloom near the mansion, some trained up a wall.

The original fish pond is now called the Dolphin Pond. In the late 19th century, the

7th Viscount purchased, in Paris, the fountain with its central jet of water and spouting dolphins at the base. Trees surround the garden, including some *Cryptomeria japonica* planted about 1864. There are many conifers nearby, including *Sequoiadendron giganteum* from California. Benches invite the visitor to sit and relax.

The Japanese Garden was a later addition. In 1908, the 8th Viscount and Viscountess Powerscourt reclaimed bog land to the south of Triton Lake. Stone lanterns and a small waterfall were added. *Acer japonicum*, Japanese maple, provide year-round inter-





est and fuchsias bloom in June. Winding paths lined with hostas and azaleas lead to the Pagoda and Japanese bridges cross a stream.

Close to the Japanese Garden is one of the oldest features in the landscape, a grotto dating back to the garden of the 1st Viscount. Fossilized sphagnum moss, taken from the banks of the nearby river Dargle form the walls of the grotto.

The pets of the Wingfield and Slazenger families have their own cemetery as part of the outer garden. The tombstones of ponies, dogs and even a cow contain delightful tributes to each pet. Nearby, azaleas, rhododendrons and roses bloom in May and June.



In their travels, the Viscounts of Powerscourt also found elegant gates, which they brought back from England, Germany and Italy. In the Walled

Garden, the 240 year old Bamberg Gate was bought from a curiosity dealer in London by the 7th Viscount. It was originally at the Cathedral in Bamberg, Germany. The English Gate, which brings one out of the Herbaceous Border into the Dolphin Pond, came from England, in 1873, and contains the national emblems of England, Scotland and Ireland—the rose, thistle and shamrock. Other gates are copies, such as the Chorus Gate at the entrance to the Walled Garden. Based on a 17th century German gate, it was purchased in London.

A fire in 1974 left the house a shell, exposing stonework from the 16th century. Not until 1996 did renovations take place. The original beauty of the mansion is gone, but that of the gardens survives. As Peter Coats states in *Great Gardens of the Western World*, "What makes the gardens at Powerscourt so remarkable is their grandeur of scale combined, as so rarely happens, with great delicacy and refinement of detail. Their setting is superb, but their design and execution are worthy of it. Meticulously kept, every part of the gardens rewards the closest study. Powerscourt is a magnificent example of an aristocratic garden laid out with taste, knowledge and imagination."

—Jane R. Bersch, *NGC Landscape Design Schools Chairman*

## Container Gardening

I just returned from Alaska where I attended the annual Pacific Region Convention, which took place in Anchorage this year. Prior to the convention I enjoyed a pre-convention tour that covered a lot of territory from Fairbanks to Denali to Anchorage. Everywhere we went Alaska was alive in color with vibrant plantings in containers and hanging baskets. I was overwhelmed with the thought that this issue's Gardening Study article must be about container gardening.

**Container Gardening** is a required two-hour class (and a tested subject) in Course II of Gardening Study School. Information covered includes the advantages of gardening in containers, types of containers, types

of plants to use and general culture.

The Alaska experience illustrated many reasons and ways to use containers. They can be used for growing vegetables, but mostly were used to provide color and interest in yards, on porches and patios, to brighten public areas—parks and businesses, and can be used to bring the garden indoors too. It is amazing that Alaskans garden so much because gardening there requires lots of work in a short period of time. They generally start gardening in May and have to wind things up by October or sooner. Many plants, such as prized fuchsias and geraniums, can be maintained from year to year by keeping them in containers and wintering them in garages or at nurseries. Hanging baskets of annuals on homes and throughout business districts all over the state are an annual investment in beauty and color. Thanks, Alaska, for impressively sharing the results of your gardening with



*A rustic cabin on the Chena River, Fairbanks, Alaska.*





*At left: Floral decorated boots serve as containers for table centerpieces. The plants can then be replanted in the ground or in more conventional containers.*

*Below: Tomatoes being grown hydroponically in containers at a Chena Hot Springs greenhouse.*

each other and with your many summer visitors.

This subject ties in with one of President Shirley Nicolai's President's Projects for the 2011-2013 term — Plantings for Public and Special Places. Representing three areas of interest — **Container Gardens**, Gardens with Edibles, and Trees and Shrubs (and these last two categories can be grown in containers

too!). This project recognizes all garden club service to communities when members provide Plantings for Public and Special Places. These plantings can beautify, have environmental value or provide sustenance. Possibilities exist for every garden club, regardless of its size, resources, and energy levels. Clubs, districts and regions will be awarded Certificates of Appreciation and Participation by the NGC President. Details regarding categories and monetary awards are available at the NGC website.

NGC's Horticulture Committee includes a Container Gardening Chairman, Susan Robinson (see NGC website), who may have ideas you can use in your Container Gardening class.



The possibilities with containers are endless. Just use your imagination. The containers themselves can range from purely utilitarian to works of art and whimsical items and can be a good way to recycle all kinds of objects. They can be used singly or in combinations and can be moved about to achieve new looks and provide variety at your home or business and in public places. At my home in southern California, we have two dwarf apple trees in large containers. When we received them as gifts, we thought we might be moving in the near future and did not want to commit them to the ground so that we could take them with us. Nearly four years later, we have not moved, but the trees are doing well. We have a number





*Above: An old vehicle used as a container in Chena Hot Springs.*



*At left: Hanging baskets in Fairbanks. Below: A grouping of containers at an Anchorage residence.*



of ceramic chimney flues (obtained from homes damaged in the 1994 Northridge earthquake) that are cut in 8" and 16" segments and left in 24" segments. These are something different and interesting and a good place to grow onions, chives, carrots and lettuce, as well as a good repurposing of items that would otherwise have gone into a landfill.

Learn more about **Container Gardening** by attending Gardening Study School!  
 —**Greg Pokorski**, Gardening Study Schools Chairman and ES, GS and LD Schools Coordinator



*Chimney flues are a good place to grow onions, chives, carrots and lettuce.*





*Above left: At Headquarters, a carpet with the state logos—the inspiration for the new scarf from Member Services.*

*Above right and at left: The new scarf from Member Services.*

## Member Services

See page 16 for full details.

Orders only, please:

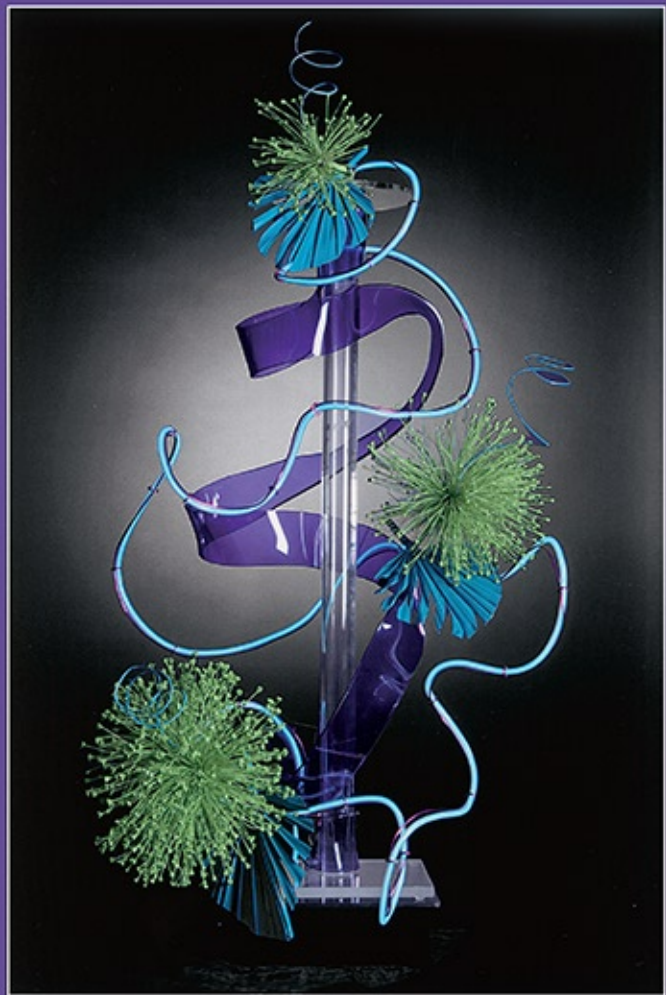
800-550-6007

headquarters@gardenclub.org

Order by Fax

7 days a week, 24 hours a day

314-776-5108



2013

*Vision of Beauty*