

# THE NATIONAL GARDENER



Fall 2022  
[gardenclub.org](http://gardenclub.org)





# The National Gardener

Fall 2022, Volume 92, Number 4  
*PLANT AMERICA - Play Outdoors*



## In This Issue

Mary's Musings .....	4
Fall Soil Prep.....	5
Grow Tulips in a Crate.....	9
Let's Cook.....	12
Play with Flowers.....	15
Happy Gardener.....	17
Autumn Crocus .....	20
Out of this World Apples .....	24
Awards and Grants.....	28 - 31
Scholarships .....	33
Smokey Bear and Woodsy Owl.....	37
On the Road...NGC Headquarters.....	39
Membership Mondays.....	41
Mark Your Calendar .....	46
Sitting on the Porch.....	47
Webinars for All.....	48

## Coming in *TNG*

**Winter 2023 - January 2**

- ❖ Officer Nominations
- ❖ Convention 2023
- ❖ Bylaw Proposals
- ❖ Design Ideas

**Submissions Welcome and Encouraged!**

Cover Photo • Maria Usanina, This Page • Lilkar, Page 4 Columbine • Klickblick

## About Us

National Garden Clubs, Inc. is a 501(c)(3) organization that aims to promote the love of gardening, floral design, and civic and environmental responsibility and we help coordinate the interests and activities of state and local garden clubs in the U.S. and abroad.

## Contact Us

NGC Headquarters: Monday - Friday 8:00am-4:00pm  
4401 Magnolia Avenue, St. Louis, MO 63110-3492  
314-776-7574, Email: [Headquarters Staff](#)

The National Gardener (ISSN:0027 9331) is published quarterly by National Garden Clubs, Inc. 4401 Magnolia Avenue, St. Louis, MO 63110-3492.

**Subscribe for free:**  
[The National Gardener](#)

Follow us: [gardenclub.org](http://gardenclub.org)





# PLANT AMERICA

## Play Outdoors



Dine Outdoors • Ekaterina Senyutina

## The National Gardener Staff

Editor [Gerianne Holzman](#)

Assistant Editor [Dawn Mozgawa](#)

Advertising/Marketing Manager [Pat Wolanski](#)

Copy Editor Joyce Bulington

Copy Editor Gerry St. Peters

Translation Editor Pampa Risso Patrón

Subscription Manager [Emily Kiske](#)

### Feature Writers

Ana Calegari, IA Region III

Pat Greathead, Let's Cook

Pilar Medellin, IA Region I

Blanca Niño Norton, IA Region II

Charlotte Swanson, Happy Gardener

Mary Warshauer, NGC President, Mary's Musings

### Write for TNG:

We welcome ALL NGC members, garden writers, designers and outdoor enthusiasts to share their club, community or personal story. You do NOT have to be a professional author to submit an article. See the [TNG page](#) for submission information.

### Deadline/Publication Dates:

- Fall Issue Sept. 1/Oct. 1
- Winter Issue Dec. 1/Jan. 2
- Spring Issue Mar. 1/Apr. 1
- Summer Issue Jun. 1/Jul. 1

### Advertise in TNG:

- Full Page \$650
- Half Page \$350
- Quarter Page \$175

See the [TNG page](#) for more information on advertising.

## Legal Disclaimer

The views and opinions expressed in *The National Gardener* are solely those of the original authors and other contributors. These views and opinions do not necessarily reflect those of National Garden Clubs, Inc. (NGC). NGC reserves the right to edit or not publish any article for any reason or no reason in its sole discretion. Without limiting the foregoing, articles must not:

1. Contain any material, which is defamatory, obscene, indecent, abusive, offensive, harassing, violent, hateful, inflammatory or otherwise objectionable.
2. Promote sexually explicit or pornographic material, violence or discrimination based on race, sex, religion, nationality, disability, sexual orientation or age.
3. Infringe any patent, trademark, trade secret, copyright or other intellectual property or other rights of any other person.
4. Violate the legal rights (including the rights of publicity and privacy) of others or contain any material that could give rise to any civil or criminal liability under applicable laws or regulations or that otherwise may be in conflict with these Terms of Use and our Privacy Policy.
5. Be likely to deceive any person.
6. Promote any illegal activity, or advocate, promote or assist any unlawful act.
7. Cause annoyance, inconvenience or needless anxiety or be likely to upset, embarrass, alarm or annoy any other person.
8. Impersonate any person, or misrepresent your identity or affiliation with any person or organization.
9. Involve commercial activities or sales, such as contests, sweepstakes and other sales promotions, barter or advertising.
10. Give the impression that they emanate from or are endorsed by NGC or any other person or entity, if this is not the case.

Authors may submit previously published work and must notify *The National Gardener* editor of the location and date of prior publication. All material in *The National Gardener*, including design, text, images and logos are owned by the National Garden Clubs, Inc., unless otherwise indicated. All rights are reserved by NGC. Content may not be copied, reproduced, transmitted, distributed, downloaded or transferred in any form or by any means without NGC's prior written consent, and with express attribution to National Garden Clubs, Inc.



# MARY'S MUSINGS

*“And just at that second, the wind picked up, and thousands upon thousands of yellow sycamore leaves broke from their life support and streamed across the sky. Autumn leaves don't fall; they fly. They take their time and wander on this, their only chance to soar.”*

Delia Owens, *Where the Crawdads Sing*

As temperatures drop and daylight shrinks, the softer colors of green, pink and blue in our gardens shift to the vibrant burgundy, rust, and golden colors of autumn. Fragrances of cinnamon spice and apple cider fill the air while corn stalks, pumpkins, and mums adorn porches.

Fall's splendor is a great time for children to discover nature by picking apples, jumping in leaves, and enjoying the crisp air. This is a perfect time to cultivate a fun learning experience with children. Gardening with children provides the opportunity to share and encourage sustainability and environmental responsibility. NGC provides a wide range of educational opportunities for school-age kids. These initiatives encourage communication and collaboration as well as independence for the future stewards of our earth. These valuable programs benefit children, adult mentors, volunteers and communities.

NGC is proud to promote the annual Smokey Bear and Woodsy Owl poster contest. I was honored to be invited to the Whitten Patio at the U.S. Forest Service in Washington D.C. to recognize 2020, 2021 and 2022 winners. Of course, Smokey and Woodsy were among those at the ceremony.

- ★ The 2020 winner was June Crawford from Germantown, TN. June won the contest when she was a second-grade student, now a fifth grader.
- ★ The 2021 winner was Katie Phan, also from Germantown, TN, and
- ★ the 2022 winner was Ella Hampshire, a fifth grader, from Salt Lake City, Utah.

One of NGC's programs, the Youth Pollinator Gardens Grant, provides opportunities for garden clubs to work with and educate youth groups about the importance of pollinator gardens. While planning sustainable gardens for pollinators, children learn the importance of

providing appropriate food sources, nesting areas and shelter for these important animals.

The NGC's Blue Star and Gold Star program continues to flourish as we remember and honor the women and men of the Armed Forces of the United States of America. The Blue Star Program honors all people that have served, are serving or will serve in the Armed Forces of the United States. Gold Star Families provide support to those who have lost a loved one in service. Their mission is to offer honor, hope and healing through remembering fallen heroes. Veterans Day is observed annually on November 11, honoring military veterans of the United States Armed Forces. To those in uniform serving today and to those who have served in the past, we honor you today and every day.

As you prepare your gardens for their winter rest, enjoy the beautiful colors of the fall and the crisp fresh air - PLANT AMERICA and Play Outdoors!



America • Pamelas Photo Poetry



# Fall Soil Prep for Spring Planting

Melinda Myers

As you prepare your landscape for winter, take some time to create new gardens or improve the soil in existing garden beds in preparation for next spring. Some of you may be contemplating a switch to “No Dig” also called “No Till” gardening. This technique allows you to create a good growing foundation from resources that tend to be plentiful this time of the year.

“No Dig” minimizes or eliminates tilling the soil and increases organic matter to improve soil health and structure over time. This improvement helps reduce water use and boosts plant growth. You will also be weeding less since you will not be turning the soil and bringing more weed seeds closer to the surface where they can sprout and grow.

A search of gardening websites, blogs and videos uncovers variations of and opinions on “No Dig” gardening. This technique seems to fit into three general categories. These include multi-layered methods like lasagna and Hügelkultur, covering the soil with compost or cardboard and deep mulching. Selecting the one that works best for you, your growing conditions and gardening style is key to success with this and any gardening technique.

Lasagna gardening involves layering landscape trimmings and compost to create a rich planting mix. These trimmings are usually readily available in fall making it the perfect time to create your lasagna garden bed. Simply mark the bed, mow any existing weeds and grass very short and cover the area with cardboard or newspaper. Then start layering the garden bed with a mixture of green and brown materials as if you were composting. Cover each 8 to 10” layer of trimmings with a layer of compost and fertilizer. Continue the layering process, just like layering lasagna, until the bed is 18 to 24” high.

Hügelkultur adds one more step. The first layer is made of logs and branches then the lasagna garden is built on top of this. These gardens can be free-standing raised beds or made within a raised bed structure.

Another method involves cardboard and compost. Once again measure and mark your garden bed. Cover the surface with non-shiny cardboard removing any staples and tape. The cardboard is used the first year to smother existing weeds and grass. Cover the cardboard with 5 inches of organic matter such as compost or composted manure. Plant seeds and transplants directly into the compost. Every year spread an additional two inches of compost over the soil.

*(Continued on page 6)*

**Grass Clippings**

**Mulch**

**Veggie Scraps**

**Straw**

**Grass Clippings**

**Compost**

**Veggie Scraps**

**Mulch**

**Grass Clippings**

**Leaves**

**Cardboard**

**Ground Soil**

*Lasagna Garden Layers • Snarling Bunny, D-pic, Alexa, Tom, Bbbrrn, Chesna, S. Hermann/F. Richter, Raspberry Jam*





Hügelkultur Garden • melindamyers.com

Deep mulching involves covering the garden soil surface year-round with an 8" layer of hay, straw, leaves, pine needles, sawdust, weeds or plant-based kitchen scraps. The mulch settles over winter making it easier to plant seeds and transplants. Just pull the mulch aside and plant as you normally would. The mulch can be pulled back closer to the transplants providing the same benefits as traditional mulch.

Some gardeners have found voles, slugs, snails, cold soil and rot from overly wet conditions are a problem with deep mulching. Selecting the right mulch for your growing conditions helps you avoid these issues. As you do a bit more research on each of these methods consider how they work for your existing soil. Many gardeners have found that compacted and poor soil benefit from tilling and adding compost the first year before converting to "No Dig."

Evaluate the cost and availability of the resources needed for each method. Some gardeners may not have the space and sufficient supply of garden debris to create the compost needed for these methods. Access, transportation, cost and quality of compost, mulch or other materials may also present obstacles to this method.

People gardening in areas where invasive jumping worms are a threat are hesitant to purchase topsoil, mulch and compost for their landscape. These invasive worms are a threat to our soil ecosystems, gardens and native plant communities. When purchasing or sharing compost, topsoil or mulch ask the provider how they are keeping their products jumping worm free. If they cannot answer the question you may want to look for another source.

I am an avid lasagna gardener, have a couple of Hügelkultur beds and have long used mulched-covered cardboard to manage weeds around plants and convert lawn areas to gardens. Building soil health is the long-term solution to growing healthy and productive gardens and worth the effort.

---

Melinda Myers is a TV/Radio Host and is a long time gardener in Wisconsin. She was inducted in the Garden Communicators International Hall of Fame and received the American Horticultural Society B.Y. Morrison Communication Award. Go to [Melinda's Website](https://www.melindamyers.com) garden tips.



# 2022 National Children & Youth Garden Symposium

## Sue Bennett

During the pandemic, as NGC Youth Chair, I attended the National Children & Youth Garden Symposium (NCYGS) via Zoom. The 2022 in-person symposium, hosted by *the American Horticultural Society (AHS)*, was in Richmond, VA. From AHS: *NCYGS is the longest-running national event of its kind for educators, garden designers, community leaders, program coordinators and others dedicated to connecting kids to the natural world.* Peer-led educational sessions make up the core of the National Children & Youth Garden Symposium!

A pre-symposium trip to Norfolk Botanical Gardens kicked off the activities. From AHS website: “Their WOW Children’s Garden offers opportunities for learning and exploration for visitors of all ages. Participants trek across the globe in the world-themed splash fountains and Passport Gardens; climb Discovery Peak to see, smell and touch edible plants; and take a nature walk through the Plant Safari habitat gardens.”

A reception followed at the Kent-Valentine House – Garden Club of Virginia and with a presentation by Meredith Baker. The Kent-Valentine House, built in 1845, is named for its first owners, Mr. & Mrs. Horace Kent and later owners Mr. and Mrs. Granville Gray Valentine, who enlarged it in the early 1900s. This three-bay Italianate home was originally designed by noted Boston architect Isaiah Rogers. The Kent-Valentine House became the [Headquarters of the Garden Club of Virginia](#) in 1971.

Meredith Henne Baker, recently a Virginia Humanities Fellow at the Library of Virginia, is writing a book about the remarkable impact of Virginia’s gardening women on the state’s landscape and policies. Baker’s research is also contributing to a statewide, multi-site commemoration of the 90th anniversary of Virginia’s Black women’s garden clubs in 2022. An educator, independent scholar, and award-winning writer of Virginia history, Baker lives in the Richmond area.

Virginia’s garden club women cultivated generations of conservation-minded children. From their founding in the 1920s, Virginia’s garden clubs taught students about plants and environmentalism with activist zeal. Efforts included statewide conservation essay contests, field-based academic nature camps and garden therapy for disabled young people. Clubs founded by Black women partnered with historically Black colleges and universities and state extension programs to create statewide junior garden clubs and increase community horticultural education.

The gorgeous Lewis Ginter Botanical Garden hosted the remainder of the conference. Keynote speaker, Lily Urmann,



WOW Children's Garden • Sue Bennett

challenged minds with the term Biomimicry. She shared examples that covered the bio continuum: biomimicry, bioinspired, bio utilizers, bio assisted, etc. Her topic was “Learning from Nature and the Importance of Biomimicry in Education Spaces.” Urmann is a Visiting Lecturer of Biomimicry at Pratt Institute with Rosanna Ayers, Director of Youth Education at The Biomimicry Institute.

Other seminars included: 4-H Children’s Gardens Outreach Institute, Ag Kits and Ag Lit, Using Nature Themed Activities to Bring Horticulture to Children: LEAP, Revenue Generation for the success of Your Youth Garden Program, Knowing & Growing: Cultivating Curiosity Outdoors, Now What? The Garden-Cafeteria Connection, The Drew Horticulture Program, Power of Networks: Mutual Support for the Youth Garden Movement. The Lewis Ginter Botanical Garden staff welcomed attendees to explore the garden during a delightful summer evening while sampling light seasonal fare and refreshing beverages.

The second day began with a choice of the following tours.

- School Gardens: participants visited Linwood Holton Elementary, Patrick Henry Charter Elementary, Martin Luther King Jr. Middle and John B. Carey Elementary.

(Continued on page 8)



- **Urban Greenspaces:** Attendees learned how Richmond’s community organizations work to provide more equitable access to nature and healthy foods to those dwelling in the city. The tour included Lowlane Gardens, Bellemeade Park, Shalom Farms and the Neighborhood Resource Center.
- **Healing Gardens:** Visitors engaged in the “power of nature to heal and mend physical and emotional trauma, recover from addiction, and mitigate stress and anxiety.” Stops included Bridge Gardens at Sheltering Arms, RVA Behavioral Health’s residential facility, the University of Richmond’s meditation gardens and the historic Evergreen Cemetery.

“The final keynote speaker Carolyn Schulyer, founder and director of Wildrock, presented ‘Happier in the Garden: Parks for Mental Health Promotion.’ She talked about how the pandemic has elevated awareness of the need for green spaces for stress relief, but how do gardens and parks go a step further to promote themselves as community mental health resources? Epidemic rates of depression and anxiety point to the need to connect people to restorative green spaces, but park program planners without mental health backgrounds may be unsure of responsible ways to promote nature as a therapeutic resource. Schulyer, a psychotherapist and environmental educator, addressed the practicalities of promoting green spaces as therapeutic spaces while emphasizing accessibility and inclusion as primary values.”  
AHS Promotional Material

The event concluded with a tour of Maymont. Maymont is a 100-acre Victorian estate and public park in Richmond, VA. An extraordinary gift was given to the community by James and Sallie Dooley who lived there from 1893 to 1925. It contains Maymont Mansion, now a historic house museum, an arboretum, formal gardens and a carriage collection.

[Sue Bennett](#) is the NGC Youth Chair. She is happy to answer your questions about the symposium and what she learned. NGC is a benefactor of the Youth Symposium.



All Images from the Norfolk Botanical Garden’s WOW Children’s Garden • Sue Bennett





# Crate Grown Tulips for Cut Flower Arrangements

Tammy Dorfman

Tulips are a highlight of spring and make the most beautiful bouquets. Unfortunately, I have never had luck growing them. It seemed the squirrels would have their way before the bulbs could even peek up through the earth. One day while scrolling through social media I saw a 20-second video from a micro flower farmer...she grew gorgeous tulips in crates. That was just the inspiration I needed! Here is how you can grow tulips in crates and tips for harvesting.

## Materials needed:

- Plastic crates\* (dimensions approximately 23 inches x 15 inches and 9 to 10 inches deep)
- Cardboard
- Garden soil\*
- Bulbs\*
- Chicken wire

## Step-by-step planting

- Place cardboard in the bottom of the crate to help contain the soil.
- Add approximately 4-5 inches of soil.
- Place bulbs in rows. They should be as close as possible but not touching.
- Add approximately 4-5 inches of soil on top of the bulbs.
- Place chicken wire over the bulbs to protect them from squirrels and other wildlife.
- Place crates in a sunny spot in your garden bed. They will remain outdoors throughout the winter and spring. Water occasionally if you are not getting rain or snow.

## Harvesting/storing

- Harvest the blooms when they just begin to show color. They will have the longest vase life at this point.
- Harvest with the bulb intact. Gently pull up on the stem and pull the bulb out of the dirt. You may need a trowel or knife to gently loosen the soil.

- Leaving the bulb intact allows you to extend the life of the bloom until you can arrange them.
- Blooms can be stored, with the bulb intact, in the refrigerator for up to two weeks. Simply rinse the dirt from the bulb and lie flat in the refrigerator.

## Arranging

When it is time to make your floral design, cut the stem just above the bulb for the longest stem.

## When to plant

Tulip bulbs need approximately 12-15 weeks chilling period in the ground, or in this case, in the crate. I planted on December 6th and began to harvest the first blooms on March 24th in Zone 7b. It is recommended that in-ground tulips should be planted in September for zones 3-5, October in zones 6-7 and November/December in zones 8-9. Planting in crates can follow the same timeline and at least no later than early December.

Please note that growing tulips with this method is considered "one-and-done." You could try to replant the bulbs the following year but they would likely have a small bloom or no bloom at all.

**\*Crates:** I was able to find crates at a local supermarket. Fruits and vegetables are delivered in crates and generally end up being recycled.

**\*Tulips:** 75 - 80 bulbs will fit in each crate.

**\*Soil:** I used *Daddy Pete's Lawn and Garden Soil*. It is an organic mixture of composted cow manure, aged pine bark fines, dolomitic lime and sand.

**See the following page for step by step images.**

[Tammy Dorfman](#) is a long-time gardener and organizer who is always excited to try something new in the garden. She is the president of the Hillsborough Garden Club in Hillsborough, NC.





Planting • Tammy Dorfman



Cold Time • Tammy Dorfman



Harvesting • Tammy Dorfman

# Crate

# Tulips



Growing • Tammy Dorfman



Ready • Tammy Dorfman



# Flower Show School



Floral Design • NGC Website

## News to Use

### Jan Warshauer

Flower shows can be one of the most rewarding and fun activities available to garden club members. The Judges Council in your state can provide support and guidance if your club decides to stage a flower show. *A Fresh Look at Flower Shows* available through your Judges Council is a good place to start.

Judges are available to provide programs and workshops that relate to flower shows. This is a perfect opportunity for a member to meet a judge and ask questions about flower shows and what is involved in becoming an NGC Flower Show Judge. Education is one of the goals of NGC. Judges not only assess the work of others but are also teachers.

Flower Show School (FSS) is a program to train and accredit NGC Flower Show Judges. Before a member decides to attend FSS, it is important to gain experience in flower show activities.

Taking flower arranging classes and horticulture workshops lays the foundation for becoming a flower show judge. Volunteering to work on one of the many committees that

come together to produce a flower show gives a member great insight.

If you are interested in learning more, the *Handbook for Flower Shows* is available for free and can be downloaded from the [NGC website](#). The [Flower Show School](#) page on the website is also a great resource. The FSS program maintains a high standard of excellence. The road to becoming a Flower Show Judge requires a significant commitment and is quite an accomplishment. There is much to learn. It is both interesting and rewarding.

#### Correction

The digital Handbook for Flower Shows Revised July 2022 is available on the NGC website.

Please note on Page 115 E. 1. Additional information about the Handbook Examination is included at the end of the first paragraph, not on page 116, as stated on the List of Changes - July 2022, due to formatting issues.

The next scheduled Flower Show School Handbook Examination is Thursday, October 27, 2022.

[Jan Warshauer](#), of New Jersey, is the NGC Flower Show School Committee Chair. [Click for Jan's article as a pdf.](#)



# Let's COOK!

## Squash-Curry Soup Pat Greathead

If you occasionally miss a squash that was cleverly hidden beneath the exuberance of your plant, you are in luck! I am fond of a summer squash *Cucurbita pepo* 'Dirani Lebanese', not only for its mild flavor but very soft skin. You can save seeds and replant the next year or purchase them from Botanical Interests [www.botanicalinterests.com](http://www.botanicalinterests.com), but any squash can be used.

### Ingredients:

- 1 tablespoon extra-virgin olive oil
- 1½ cups chopped red onion
- 4 pounds of squash, seeded, cut into 1" pieces
- 1 tablespoon dried thyme, crushed (or to taste)
- 3 cup vegetable bouillon
- 3 teaspoons curry (or to taste)
- ½ cup 1% organic milk (or whatever milk you have on hand)
- 4 ounces Neufchatel cheese (or regular cream cheese)
- 1 tablespoon unsalted butter

1. In a large pot heat the olive oil and add the onions over medium heat for 4 to 5 minutes. Add the squash and thyme, cover, and cook over medium heat for 10 minutes, or until the squash has softened, stirring occasionally.
2. Add the bouillon, curry, milk, cheese and butter and cook over medium heat for 12 minutes, or until squash is soft.
3. In batches, process in a blender or food processor, placing creamed soup in another pot until all is processed.

Leftover soup keeps in the refrigerator for several days, frozen for up to three months and reheated.

---

Pat Greathead, of Wisconsin, loves to cook and grow vegetables. She shares her delicious recipes at many garden club events.

[Click here for a printable recipe.](#)



Squash-Curry Soup • Pat Greathead



*Cucurbita pepo* 'Dirani Lebanese' • Pat Greathead





# Citrus Fruits Carmen Goñi



Citrus • Carmen Goñi

The common name of citrus fruits, belongs to the species of trees and shrubs in the Rutaceae family. They are widely cultivated for their great commercial value in subtropical and temperate areas around the world.

Citrus is considered to be the most sought after fruit tree in the world, ahead of apples, bananas and grapes. The annual production worldwide of citrus is over 124 million tons, cultivated in an area of approximately 22 million acres.

Citrus trees are especially valued for their fruit which can be yellow, orange or green. They are juicy, with an acidic pulp and appreciated more so if they are easy to peel and without seeds. The most important attribute of this fruit is its high content of vitamin C and citric acid which gives it the characteristic acid taste. Besides being very aromatic and fragrant, the whole plant is rich in essences and some of them have medicinal properties. The fruit contains a great diversity of antioxidant compounds, vitamins, minerals, sugars, acids, essential amino acids, carotenoids, flavonoids and limonoids.

Some citrus are very well known because they are popularly consumed such as oranges, lemons, tangerines and grapefruit. A number of them are little known, such as kumquat, lemon caviar, combawa, yuzu, Buddha's hand and more.

The citrus plant is commonly grafted, a technique of joining two plants, where the lower part (with the root system) is called rootstock and the upper graft is called scion or crown. The rootstock is what gives the plant the particular characteristics in plant size, productivity and fruit quality.

## Citrus Throughout History

Citron was perhaps the first cultivated citrus fruit according to records dating back to 4000 BC. It was a common fruit in the Mediterranean region as seen by the writings in Leviticus 23:40. It was, also, one of the four species used in rituals during the Jewish holiday of Sukkot, the Feast of Tabernacles.

According to Theophrastus' research on plants, the Romans only had access to citrons (etrogim). The zest of the fruit with its weak and dry flavor was used "to sweeten the breath".

Oranges originating in southeastern China were cultivated more than 7,000 years ago and in India from 2,500 BC. Traders from the vast Persian Empire probably brought oranges from India and Sri Lanka to the Roman Empire around 100 BC. The Romans spread the cultivation of oranges in their conquered Mediterranean territories of North Africa. From Libya, the groves soon spread to Morocco and Spain. In the 1500s, Spanish settlers spread orange cultivation to the New World reaching as far as the island of Cananea, off the coast of Sao Paulo, in Brazil.

## The Origin of Citrus, a Complicated Story

Citrus fruits are among the most cultivated species in the world, but little was known about their origin until recent studies of their DNA. All clues to their origin lead us to the foothills of the Himalayas. The first Citrus trees appeared in that area about 8 million years ago and later spread throughout the world.

A recent study published in *Nature* indicates that modern citrus derives from various species found in a region that includes eastern Assam (India), northern Myanmar and western Yunnan (China). When the climate changed millions of years ago, weakening the strength of the winds and drying out the environment, plants were able to spread out from the Himalayas through Southeast Asia. From there, they spread to the rest of the world including Australia, Europe and America. The study shows that today's citrus is the result of millions of years of evolution, followed by thousands of years of human cultivation.

An edible citrus fruit is a genetic mosaic, a mix of traits chosen over millennia. The sweet orange is the child of a pummelo and a tangerine. The lemon is the result of a bitter orange mother and a citron father, an aromatic fruit used in medieval medicine.

## Soils for Citrus Cultivation

The best soils for citrus are those with a medium to sandy texture that are 25 to 50 inches deep, with little land slope, a pH that is not too low nor too high and a good availability of mineral elements.

The cultivation in pots requires the choice of dwarf rootstock varieties or naturally smaller trees. They need 8 hours of daily sun and must be protected from frost and wind. Large pots with several drainage holes should be used to encourage the development of a healthy root system. They must be fertilized regularly.

---

*Citrus Fruits* is presented by Dr. Ana Calegari, international writer/ editor of feature articles for *TNG*. Ana lives in Uruguay. Text and images are from Agricultural Engineer Carmen Goñi, 4-Star NGC member of Salto Garden Club, Uruguay.

**Click to view additional information on [Citrus Fruits](#).**





# Cítricos Carmen Goñi

Este artículo es presentado por la Dra. Ana María Calegari, Editora Internacional TNG. El texto e imágenes son de la Ingeniera Agrónoma Carmen Goñi, 4 Estrellas NGC, miembro de Salto Garden Club, Uruguay.

Con el nombre común de cítricos se designan a las especies de árboles y arbustos de la familia Rutaceae, que son cultivados por su gran interés comercial. Su cultivo se da en zonas subtropicales y en áreas templadas de todo el mundo.

Los cítricos constituyen el principal frutal del mundo por delante de las manzanas, las bananas o la vid, con una producción anual de más de 124 millones de toneladas y una superficie cultivada de 9 millones de hectáreas.

Son especialmente apreciados por sus frutos, amarillos, anaranjados o verdes, de pulpa jugosa, ácida y más si éstos son de fácil pelado y sin semillas. La característica más importante de los frutos está dada por su alto contenido en vitamina C y ácido cítrico, lo que les confiere el característico sabor ácido; además de ser muy aromáticos y fragantes, toda la planta es rica en esencias y algunos tienen propiedades medicinales. Acumulan dentro del fruto una gran diversidad de compuestos antioxidantes protectores, vitaminas, minerales, azúcares, ácidos, aminoácidos esenciales, carotenoides, flavonoides y limonoides.



Cítricos • Carmen Goñi

Algunos cítricos son muy conocidos porque se consumen habitualmente como las naranjas, los limones, mandarinas y pomelos, otros son poco conocidos como kumquat, el caviar limón, combawa, yuzu, mano de buda y otros.

La planta cítrica generalmente está compuesta de dos partes: una raíz (patrón o portainjerto) y la copa (injerto). Los portainjertos le confieren características especiales como tamaño de planta, productividad y calidad de los frutos.

## Los Cítricos en la Historia

La cidra, quizás fue la primera fruta cítrica cultivada, existen registros de esta que datan del año 4000 AC. Era una fruta común en la región mediterránea y se menciona una vez en Levítico 23:40, como una de las cuatro especies utilizadas en el ritual durante la festividad judía de Sukkot, la Fiesta de los Tabernáculos.

Según Teofrasto en su investigación sobre las plantas, los romanos solo tenían acceso a las cidras (etrogim). La ralladura de la fruta con su sabor débil y seco era usada "para endulzar el aliento".

The National Gardener/Fall 2022

Las naranjas originarias del sureste de China fueron cultivadas hace más de 7000 años y en la India desde el año 2500 AC. Los comerciantes del vasto Imperio Persa probablemente trajeron naranjas de la India y Sri Lanka al Imperio Romano alrededor del año 100 AC. Los romanos extendieron el cultivo de naranjas en las tierras mediterráneas conquistadas del norte de África. Desde Libia, las arboledas pronto se extendieron a Marruecos y España. En el año 1500, los colonos españoles esparcieron el cultivo de naranjos en el Nuevo Mundo y pronto el cultivo llegó hasta la isla de Cananeia frente a Sao Paulo en Brasil.

## El Origen de los Cítricos, una Historia Complicada

Los cítricos figuran entre las especies más cultivadas en el mundo, pero poco se ha sabido de su origen hasta estudios muy recientes de su ADN. Todas las pistas sobre el origen nos conducen a las estribaciones del Himalaya. En esa zona aparecieron hace unos 8 millones de años los primeros árboles de *Citrus* que después se expandieron por el mundo.

Un estudio reciente publicado en la revista *Nature* indica que los modernos cítricos derivan de diversas especies halladas en una región que incluye el este de Assam (India), el norte de Myanmar y el oeste de Yunnan (China). Cuando el clima cambió hace millones de años, debilitando la fuerza de los vientos y secando el ambiente, las plantas pudieron expandirse fuera del Himalaya, a través del sudeste asiático. Desde allí se extendieron al resto del mundo incluyendo a Australia, Europa y América. El estudio muestra que los cítricos de hoy son el resultado de millones de años de evolución, seguidos por miles de años de cultivo humano.

Un cítrico comestible es un mosaico genético, una mezcla de características seleccionadas durante milenios. La naranja dulce es hija de un pummelo y de una mandarina. El limón es el resultado de una madre, la naranja amarga y de un padre cidra, un fruto aromático empleado en la medicina medieval.

## Suelos para Cultivo de Cítricos

Los mejores suelos para cítricos son los de textura media a arenosa profundos de 60 a 120 cm, de pendientes no muy pronunciadas, de un pH no demasiado bajo ni muy alto y una buena disponibilidad de elementos minerales.

El cultivo en maceta necesita de la elección de variedades de portainjertos enanos o de árboles naturalmente más pequeños. Requieren de 8 horas de sol diarias, estar protegidos de las heladas y de los vientos. Debe usarse macetas grandes, con varios orificios de drenaje para que las raíces se puedan desarrollar. Se deben fertilizar en forma regular.

---

*Los Cítricos* son presentados por la Dra. Ana Calegari, escritora/ editora internacional de artículos destacados para TNG. Ana vive en Uruguay. El texto y las imágenes son de la Ingeniera Agrónoma Carmen Goñi, miembro NGC 4 Estrellas de Salto Garden Club, Uruguay. [Haga clic para ver información adicional sobre Los cítricos.](#)



# Play with Flowers

## Learn Floral Design

Lynn Fronk

In the summer issue of *The National Gardener*, you learned the basics of a traditional line-mass design. With the bounty of the harvest season, we look at an easy mass design to decorate your holiday table. This design is kept low to allow for easy conversation between guests while dining. It is stable in case of bumping. Have fun adding your special touch to this design style. See the following [page for step by step instructions and images.](#)

Lynn Fronk, of Georgia, is a NGC Master Flower Show Judge and Flower Show Schools Instructor for Design and Flower Show Procedure.



Harvest Design • Lynn Fronk



Assemble your supplies. This design uses two blocks of oasis, an orange plastic container, clippers and sticks. Plant materials are all available at the grocery store: Leather leaf fern, Salal leaves, orange roses, yellow and orange peppers, pine cones, white chrysanthemums, wheat and cattails. You can easily switch out the color of the materials to fit a different holiday or your tableware.



Fill container with oasis, allowing at least one inch above the rim of the container.



Place leather leaf fern in the container to set the dimensions of the completed design. Place one at each end and one in the front and one in the back. Lay them flat against the rim of the container and place the stem in the oasis next to the rim of the container.



Completely cover the oasis with leatherleaf and salal. Continuously turning the container so that both the front and back are covered consistently



Place your feature flowers. Group three roses in the front, turn the design and place three roses in the back, in the corner diagonally from the other roses. Then place a rose at each end of the design, almost directly on top of the larger piece of leather leaf.



Insert a wooden dowel into the peppers and place two next to the roses in front and back. Continue turning the design to ensure it looks good from all sides.



Now the fun part! Finish by adding pine cones (wired to insert into oasis), wheat, cattails and chrysanthemums. Always turning the design so that it will look good from all sides of the table.



# Happy Gardener

## Garden by the Side of the Road

Charlotte Swanson

I like having the garden by the side of the road. All sorts of visitors happen by. Children are a favorite; they are curious and lively while questions abound. Some want to stop and help me in whatever I might be doing - spreading mulch, deadheading or digging. I give free lessons in whatever activity we engage. When I offer them scissors to pick out a bouquet to take home - the response is resoundingly positive.

On one occasion I was ankle-deep in the mud trying to oust a peony bush and a nine-year-old girl paused to ask me if I needed help. "Sure," I responded, "if you don't mind the mud." The two of us tugged and dug and sank into the mire. With wisdom beyond her years, she suggested, "This is a job for your husband." She was right about that.

My garden has had young visitors who like to play hide and seek, throw paper airplanes from the stump of an old Chinese elm tree, water the weeds, earn money for their mom's present and search for tiny alpine strawberries. One ten-year-old school girl even asked to have her birthday party in the garden and so it was! From children, I have learned that picking one of each kind of flower makes an interesting bouquet. Digging holes can be half the fun and sitting on the ground affords a different view.

*(Continued on page 18)*





Welcome • Susan Perry

Recently I have added a few child-friendly items to the garden space: a rubber duck in my birdbath and two blue bouncy balls that double as non-breakable gazing balls. These add a sense of fun and should attract young eyes and hands. Children bring questions, such as teaching them the names of this and that and adding bits about the character of favorite cultivars. The hope is that they will associate gardens with fun places to be!

Adult visitors are also welcome in the garden. It is so easy to strike up a conversation about my favorite subject. Many times, the story includes my gardening journey which includes being active in garden club. Sharing plants with visitors is a good way to begin new friendships. Not all passers-by stop, some just want to drive by slowly. Young moms walk by with their young in strollers or on bikes with training wheels. Some jog by with a slight nod to acknowledge my presence.

Not all my visitors are human. Many are small, furry, feathered or winged. They make the garden a community. Rabbits are not a favorite, though no one can argue that baby bunnies are not cute. Sometimes the rabbits actually eat weeds, instead of preciously tended plants just waiting to blossom! Neighborhood stray cats also pass through. They deftly perch on the birdbath to get a drink. Sometimes they snag a bird or even a mouse. One such stray became a regular

visitor and we became the best of friends. On one occasion, a trio of deer clicked their tiny heels on the pavement as they sauntered past the garden; probably just as well that they did not stop to sample the daylilies.

My feathered friends are perhaps the most frequent and entertaining visitors. They love a good bath and a long drink from the multiple birdbaths scattered about the garden. They cannot pass up a free lunch of seeds. As the seasons change, so do the various callers—blue jays, cedar waxwings, purple finches, goldfinches, robins, doves and the ever-present sparrows. However, I do take issue with the robins over my blueberry bushes. The very day they ripen, the robins are onto them. Out comes the white shade cloth which turns my bushes into small ghosts during harvest time.

The most numerous visitors are the winged ones of the insect world. The hum of the bee drifting over the blossoms is tender music. Oregano, thyme and anise hyssop are all-time favorites of honeybees. All sorts of bees, wasps, dragonflies, lacewings, moths and butterflies come to sample the zinnias, snapdragons, roses, dahlias, sunflowers, Russian sage, coneflowers, cosmos, lilies and sedum. Yes, I like having my garden by the side of the road. Maybe, you should try it.

---

Charlotte Swanson is a NGC Gardening Consultant and a long time writer for *The National Gardener*.





Jungle • Juan Carlos Pérez Calderón

# Ancient Mesoamerican Gardens/ Los Antiguos Jardines Mesoamericanos

Juan Carlos Pérez Calderón

Around the world and since ancient times, gardens have been spaces for recreation, relaxation, social gathering, romance and scientific experiments. These were places where the most important medicinal and food species for humanity have been cultivated. Mesoamerica was not the exception. The ancient Mayans, for example, in their extraordinary and complex cities, full of lavish buildings, roads and hundreds of housing groups built gardens for different purposes.

The ancient gardens in these houses were called orchards. In addition to ornamental plants they cultivated abundant species of food and medicinal plants, as well as timber yielding species. Others, the true aquatic gardens, were located within the water collection tanks. They were conditioned in such a way that they also included species of animals along with plants that kept the water healthy and suitable for consumption.

These species originally came from the ancient Mesoamerican jungles. Today they are protected in specialized conservation areas that represent over 33% of Guatemala's national territory. The Maya Biosphere Reserve is a part of the Guatemalan system of protected spaces. Some of the plants from Mesoamerican gardens are great nutritional contributions for humanity: corn, beans, tomatoes, achiote, chili, pepper, amaranth, cocoa and pumpkin are just a few examples.

Annually, these areas are threatened by illegal logging, forest fires, encroachment of protected areas; whereby its conservation is necessary to maintain biodiversity and life.

---

*Ancient Mesoamerican Gardens* is presented by Blanca Niño Norton. Text and images are from Guatemalan archaeologist Juan Carlos Pérez Calderón MSc. of the Maya Biosphere. Blanca Niño Norton, of Guatemala, is our *The National Gardener* International Affiliates Conservation writer.

Click to view more [Images of the Maya Biosphere](#).

The National Gardener/Fall 2022

Alrededor del mundo y desde épocas muy antiguas, los jardines han sido espacios de esparcimiento, relajación, encuentro social, romance, experimentación científica y sitios donde se han cultivado las especies medicinales y alimenticias más importantes para la humanidad. Mesoamérica no fue la excepción; los antiguos mayas por ejemplo, en sus extraordinarias y complejas ciudades llenas de suntuosos edificios, calzadas y cientos de grupos habitacionales construían jardines para diferentes propósitos.

Los antiguos jardines ubicados en los solares de las casas eran llamados huertos, donde además de plantas ornamentales se encontraban abundantes especies de plantas alimenticias y medicinales, así como especies maderables. Otros, verdaderos jardines acuáticos se localizaban en los tanques de captación de agua, fueron acondicionados de tal forma que incluían especies de animales y plantas que mantenían las aguas saludables y aptas para el consumo.

Estas especies previnieron originalmente de las selvas mesoamericanas antiguas. Hoy son conservadas en espacios especializados de conservación, que en Guatemala representan más del 33% del territorio nacional. La Reserva de Biosfera Maya se encuentra en el marco del sistema guatemalteco de áreas protegidas. Algunas de las plantas provenientes de los jardines mesoamericanos son grandes aportes alimenticios para la humanidad: maíz, frijol, tomate, achiote, chile, pimienta, amaranto, cacao y calabaza son solo algunos pocos ejemplos.

Aualmente, éstas áreas son amenazadas por talas ilegales, incendios forestales, usurpación de áreas protegidas; por lo que su conservación es necesaria para mantener la biodiversidad y la vida.

---

*Los Antiguos Jardines Mesoamericanos* es presentado por Blanca Niño Norton. El texto y las imágenes son del arqueólogo guatemalteco Juan Carlos Pérez Calderón MSc. de la Biosfera Maya. Blanca Niño Norton, de Guatemala, es nuestra escritora de medio ambiente de Afiliados Internacionales para *The National Gardener*. Haga clic para ver más [Imágenes de Biosfera Maya](#).





# Surprise!

## Autumn Crocus

Bruce Crawford

*Crocuses* are typically considered a bulb for spring, displaying white, orange, purple, violet or blue flowers from late February well into April. However, those are merely the selections that appear most prominently in stores and gardens. The blooming cycle of some species begins with the onset of the cooler, moister weather of autumn. Always coming as an annual surprise, they add fresh autumn color, yet sadly, remain a rarity in most gardens!

*Crocus* is a member of the Iridaceae or Iris Family and consists of over 90 species. They are native to regions of Southern Europe and Northern Africa and east to Western China, growing where summers are hot and soils are gravelly and well-drained. Not surprisingly, plants prefer to grow during the moister fall, winter and spring months and become dormant during the parched months of summer. *Crocus* species “over-summer” through a modified stem structure called a corm. True bulbs, like onions, consist of rings of modified storage leaves that are readily seen when the bulbs are cut in half, while corms are solid.

The genus name *Crocus* was penned in 1753 by the Swedish botanist, physician and zoologist Carl Linnaeus (1707-1778). The name stems from the Greek *Krokos*, meaning saffron. However, the lineage of the word dates back over 3,000 years to the ancient Indian language of Sanskrit and the word *Kunkumam*. Once again, it refers to saffron, highlighting the length of time this plant has been cultivated. Although *Crocus* may refer to saffron, only the species of *Crocus sativus* provides the red stigmas and styles, collectively called carpels that imbue the somewhat bitter and hay-like taste to cuisine.

*Crocus sativus* is a very attractive October blooming species for gardens with 1½” wide blooms, consisting of lilac purple tepals with brush strokes of dark purple veining along the length of the tepals. As is true of all *Crocus*, the flowers are composed of an outer ring of three sepals that are modified leaves and an inner ring of three petals – since both the sepals and petals appear identical, they are called tepals. These tepals contrast very nicely with the bright orange stigmas and styles, which when dried are the source of saffron. The stigma is the portion of a flower that receives the pollen while the style is the stem that connects the stigma to the ovary below. The three styles are dramatically long, projecting well beyond the tepals and leaving the stigma dangling in midair. Much shorter and located within the flower are the three yellow, pollen-bearing anthers.

Interestingly, the anthers of saffron *Crocus* lack viable pollen since the plants are tetraploids, whereby the normal number of eight chromosomes has tripled to twenty-four. As such, they are unable to undergo the processes of meiosis, resulting in sterile flowers without seeds. The specific epithet of *sativus* is from Latin, meaning cultivated. Since it is unable to produce seed, this plant has been asexually propagated and cultivated for well over 3,500 years from the small offsets of the corms called cormels. It is

(Continued on page 21)

Down the Garden Path  
Landscape Design  
School News





*Crocus sativus* • Bruce Crawford

currently believed that this plant was a mutation from *Crocus cartwrightianus*, a native to the isle of Crete and possibly the original home of saffron *Crocus*.

Since it takes well over 150,000 styles of 50,000 flowers to yield a pound of saffron, you may not wish to grow it as an herb! Hardy in zones 6-9, plants require well-drained and sun-drenched locations to flower best with the corms lifted and replanted every 4-5 years in spring to keep the young corms and cormels growing vigorously. Typical to *Crocus* in general, flowers close at night and often remain closed on cloudy and rainy days, in an attempt to protect the reproductive organs. As flowering fades, slender, grass-like foliage appears from the base of the plant and grows to 8-12". It remains evergreen through the winter before going dormant by May.

Another much-underused *Crocus* for fall is *Crocus speciosus*, commonly called Bieberstein's *Crocus*. Native to Turkey, the Caucasus, Northern Iran and Crimea, this plant requires far less effort to grow than its cousin. Its common name stems from its describing author, Friedrich August Marschall von Bieberstein (1768-1826), who worked as a secretary and aide-de-camp to the Russian General Count Kochovoski. His military excursions allowed him to study plants throughout the Caucasus and Crimea, resulting in a two-volume book entitled *Flora Taurico-Caucasica*. The first volume, published in 1808, provides the currently accepted description of *Crocus speciosus*. The specific epithet is from the Latin meaning beautiful and that very aptly describes the blossoms. The flowers open from mid-October until the heavy frost of November. Blossoms are 2" across when fully opened, with the outer color of the tepals typically a light blue, although the color can range from nearly white to a rich, dark blue. The inner color of the tepals features a very light blue base that gradually grows increasingly darker near the tips. Both the inside and outside of the flower are laced with dark blue veins. The flowers are adorned with a well-branched orange style. Unlike saffron *Crocus*, the foliage does not emerge until spring when the slender, grass-like foliage appears in late March through mid-May. Since the foliage only grows 6-8" tall, it blends well with turf and makes a fun addition for plugging into lawns or mixed with various woodland sedges or even *Brunner macrophylla*. Hardy from zones 3-8, Bieberstein's *Crocus* is naturally found at the edge of woodlands or in lightly shaded woodland openings in with Rhododendrons and Beech Trees.

For those in southern locations, there are additional species of *Crocus* that can provide welcome autumn color. Without a doubt, a fresh display of blue blossoms in autumn gives the garden a great "pick-me-up" before winding down for winter, a well-received autumn surprise!

---

Bruce Crawford, of New Jersey, is the Manager of Horticulture, Morris County Parks Commission, Morris Township, NJ. He received an NGC Award of Excellence in 2021. [Click for Bruce's Article](#) as a pdf and to see additional photos.





Mass Designs • Pilar Medellín de Miñarro



## NGC Mass Designs - Differences And Similarities

### Pilar Medellín de Miñarro

In design, NGC offers us the opportunity to use beautiful flowers and plant materials in evocative ways to play a featured role in our designs. In this article we will review the individual characteristics that differentiate each of the three NGC Mass Designs. You will be able to identify these designs and recognize the differences and similarities between them. Do not give up! Keep going, by the end, it will be clear. Enjoy!

#### TRADITIONAL MASS DESIGN

- ✿ Based on a single set pattern of a geometric form
- ✿ Plant material is used in a naturalistic manner
- ✿ All plant material emanates from one point of emergence
- ✿ There is no abstraction, minimal at most
- ✿ Plant material is integrated, not grouped
- ✿ The space within the design is of little importance
- ✿ Depth is achieved with overlapping forms, placing some forms in profile, completing the back of the design, using transitional materials and gradation of colors and sizes

#### CREATIVE MASS DESIGN

- ✿ Conforms to design principles
- ✿ Eclectic approach to creating new concepts and shapes
- ✿ May have more than one point of emergence and areas of interest
- ✿ Moderate use of plant material and components

- ✿ Non-plant material components may be used
- ✿ May have different degrees of abstraction
- ✿ Non-traditional materials and containers are used

#### GROUPED MASS DESIGN

- ✿ Only plant material in a radial placement
- ✿ Plant material can be fresh, dry or a combination of both
- ✿ It uses a container or another structure for support
- ✿ Similar plant material is grouped together and placed next to another, also with similar grouped material
- ✿ Grouping is considered to be three or more similar equal elements
- ✿ Additional plant material may be added
- ✿ The larger proportion of the grouped material dominates the design
- ✿ Plant material emanates from a single point of emergence

---

*Thanks to Sylvia Wray for her collaboration.* Pilar Medellín de Miñarro, is a TNG international feature writer and NGC Instructor. She lives in Mexico. [Click to view more images of Pilar's Mass Designs](#) and test your knowledge.





Misa Diseños • Pilar Medellín de Miñarro



## Diseños Masa de NGC - Diferencias Y Similitudes

### Pilar Medellin de Miñarro

NGC nos ofrece para diseño, la oportunidad de utilizar hermosas flores y material de planta de manera muy relevante y evocativa para que tengan un rol protagónico en nuestros diseños. En este artículo podemos revisar las características de cada uno de los tres Diseños Masa diferentes. Podrás identificar cada uno de ellos en las imágenes que lo acompaña y reconocer las diferencias y similitudes entre ellos al ingresar al enlace de los diseños adjuntos en PowerPoint. No dejes de probar, al final resolverás tus dudas, disfrútalo!

#### DISEÑO MASA TRADICIONAL

- ✿ Se basa en un patrón geométrico establecido
- ✿ El material vegetal es utilizado de manera natural
- ✿ Emerge de un solo punto
- ✿ Nada de abstracción o mínima
- ✿ Se integran los materiales vegetales, no se agrupan
- ✿ Tiene poca importancia el espacio dentro del diseño
- ✿ La profundidad se consigue con la superposición de formas, colocando algunas formas de perfil, terminando la parte posterior del diseño, utilizando materiales de transición y gradación de colores y tamaños

#### DISEÑO MASA CREATIVO

- ✿ Se basa en un patrón geométrico establecido
- ✿ Conforman con los Principios de Diseño
- ✿ Enfoque ecléctico para crear nuevos conceptos y formas
- ✿ Puede tener más de un punto de emergencia y áreas de interés

- ✿ Uso moderado de material vegetal y componentes
- ✿ Puede utilizarse componentes de material no vegetal
- ✿ Puede tener diferentes grados de abstracción
- ✿ Materiales y recipientes no tradicionales

#### DISEÑO EN MASA AGRUPADA

- ✿ Solamente material vegetal, en ubicación radial
- ✿ El material puede ser vegetal, fresco, seco o una combinación de ambos
- ✿ Utiliza un recipiente u otra estructura que lo sostenga
- ✿ Se agrupa material parecido, ubicándolo al lado de otro material, también parecido entre si y agrupado
- ✿ Agrupación se considera tres o más elementos iguales
- ✿ Se puede agregar material vegetal adicional
- ✿ La proporción mayor del material agrupado domina el diseño
- ✿ El material de planta surge de un solo punto de emergencia

---

*Gracias a Sylvia Wray por su colaboración.* Pilar Medellín de Miñarro, es escritora internacional de artículos especiales para TNG e Instructora NGC. Ella vive en México. **Haz clic para ver más imágenes de los [Diseños en Masa de Pilar](#) y pon a prueba tus conocimientos.**





## Out of This World Apple

### Karen Bowen

A new Washington apple is making headlines. The latest apple sensation is Cosmic Crisp® a variety created at Washington State University (WSU) over the last twenty-four years. It is one of several designer apples, including SweeTango, Envy and Zestar!®, recently introduced to consumers.

Two decades of crossing a Honeycrisp and an Enterprise apple produced Cosmic Crisp®. Not only does it have an excellent flavor, but it also has a yellow burst of color around its stem resembling the sun and tiny dots of white covering its dark-red peel resembling stars in our cosmic universe hence, Cosmic Crisp®.

Work began in 1997, when Dr. Bruce Barritt, WSU horticulturist and original hybridizer of Cosmic Crisp®, set out to create a firm, crisp apple that was juicy and sweet. The apple was labeled WA38. Since 2008, Kate Evans, Director of WSU Tree Fruit Research and Extension Center, has led Cosmic Crisp®'s hybridization. No one knew in 1997 that WA38 would ultimately become a game changer in the apple world.

In 2019, Cosmic Crisp® was introduced to consumers as a revolutionary new apple variety with extra crispness and a sweet flavor that was “out of this world.” It must be very rewarding to see decades of diligent research and hybridization ultimately lead to a variety that may push Honeycrisp off its pedestal as the most popular apple with consumers.

Cosmic Crisp® was bred the old-fashioned way, by cross-pollinating trees and testing their fruit for flavor, color and texture. Then choosing trees with the best traits and cross-pollinating repeatedly. There was no genetic modification in the apple's creation, just a lot of time and effort by its hybridizers.

*(Continued on page 25)*





Cosmic Crisp® • Jöergens

This apple does not brown when cut and exposed to the air like most other apples and is also resistant to bruising thus extending its shelf life. These two features make Cosmic Crisp® popular with both retailers and consumers.


Kathryn Grandy, director of marketing and operations at Proprietary Variety Management, is publicizing Cosmic Crisp® throughout America. "Our goal is for Cosmic Crisp® to be the most popular apple in America," Grandy stated. About 450,000 boxes of Cosmic Crisp® apples were shipped in 2019, its introductory year. Over two million boxes were shipped in 2020. Its projected sales will reach 21.5 million boxes by 2026. These numbers far exceed Honeycrisp sales, which took twenty years to reach 3.7 million boxes a season.

Farmers in Washington State, the largest supplier of apples to the USA, were given exclusive growing rights to Cosmic Crisp® for the next ten years. Farmers have already planted over 15

million Cosmic Crisp® apple trees, sparking a renewed interest in growing apples. Orchards, a \$2.5 billion a year business in Washington, grow about 60% of the nation's apples, or nearly 140 million boxes. There are about 1,500 apple farmers and 175,000 acres of orchards. Approximately 50,000 workers pick the apples by hand and ready them for shipping throughout the USA and 60 other countries.

Desmond O'Rourke, retired Washington State University economist and world apple analyst, stated that Cosmic Crisp® is not an early producing apple like Honeycrisp and is not sold until December. This gives Honeycrisp three months of extra sales before Cosmic Crisp® appears in stores. O'Rourke added that new varieties, such as Evercrisp®, Pazzaz and SweetTango will be strong competitors for Cosmic Crisp®. "Retailers do not have shelf space for the 40+ apple varieties being grown," Grandy said. "They will stock what consumers want, and sales will dictate what apples are stocked." Check your local grocery store this fall to see if the new kid on the block, Cosmic Crisp®, is for sale.

Karen Bowen is the Arizona Western District Director, the Arizona Federated Garden Clubs' horticulture chair and a master gardener. She writes the Yuma Desert Gardener column for the *Yuma Sun*.



## You'll love his books. You'll also love his talk.

Neal Sanders' 15 mysteries draw rave reviews from readers. They call them 'Fun', 'Thoughtful', 'Addictive', 'Intelligent', 'Horticultural', and 'full of twists.' They also say his books, 'kept me up way past my bedtime' and are 'impossible to put down'.

They all feature strong, independent women – some of whom solve crimes, and others who commit them. Many of his books use garden club settings and 'women of a certain age' but don't mistake these for 'cozies': his plots involve everything from romance scams to 'protect your assets' schemes and fraudulent reverse mortgages.

You can order his books in print and Kindle formats on Amazon. Or, you can go to [www.TheHardingtonPress.com](http://www.TheHardingtonPress.com) to explore his titles and read first chapters, or purchase directly from the author at [www.the-hardington-press.square.site](http://www.the-hardington-press.square.site).

Neal is also one of the most entertaining speakers you'll ever hear. 'Gardening Is Murder' is equal parts humor, psychology, and gardening wisdom; a husband's point of view of what goes on in the garden. You can hear him at the NGC Deep South Convention in March 2023 and the Michigan GC Convention in June. To book him, write [Neal02052@Gmail.com](mailto:Neal02052@Gmail.com).





# NGC NEWS



## CONVENTION GIVING TREE

Thank you to the California Garden Clubs for their generous donation to the NGC 2022 Convention. We apologize for missing them in the summer issue of *TNG*.



## CASCADE VS WATERFALL

Pilar Medellin de Miñarro's floral design article in the summer issue of *TNG* employed the word "waterfall" while describing cascade designs. The literal translation of the Spanish word "cascada" is waterfall. As the editor, I chose to not correct the word waterfall as translated from Spanish since it so well matched Pilar's beautiful waterfall images used as inspiration for her designs. My apologies for any confusion. GH



## INSTALLATION AND INSPIRATIONS

Robin Pokorski desperately NEEDS your inspirations, installations, benedictions, invocations, leadership tidbits, etc. to include in the new *Toolkit for Success*. Send your contributions to [Robin](#), no later than October 15, 2022.



## VISION OF BEAUTY

Chair Florence Leyssène and the *Vision Of Beauty* Committee thanks all the designers and gardeners for submitting their entries for the 2024 calendar. The committee works together to carefully review all applications and provide a high-quality publication ready for its release in May 2023.



## TRI-SCHOOL NEWS

From *Newscap*: Environmental, Gardening and Landscape Design School students, consultants and chairs should read and be familiar with the School Policy updates from the 2022 NGC Convention. See page 23 of the Summer 2022 issue of *The National Gardener*. *TNG* continues to be required reading for NGC School students and consultants.

If your Good Standing Date is 12/31/22 you must complete a refresher for credit this year or request and receive an extension by 12/31/22 or your consultant status will lapse. Extensions must be requested no matter what the circumstance - they are not automatic. Use Schools Form 9 to request an extension.





## Florida Tri-Refresher

### Inger Jones and Gina Jogan

A big thank you to National Garden Clubs for allowing the Florida Federation of Garden Clubs, Inc. to offer a Tri-Refresher at the NGC convention.

Many of the guest speakers at lunch and dinner were provided by the Tri-Refresher team. Tri-Refreshers are for three of the four NGC schools: Environmental, Gardening and Landscape Design—the Tri-Schools. (Flower Show Judges refresh via symposiums.) Attendees participated in lectures covering the Tri-Schools plus a field trip to receive credit. Any NGC consultant in “Good Standing” must refresh every five years. Master consultants may refresh in each discipline in which they are a master. Thank you to the help of garden club members throughout the NGC family who helped make the Tri-Refresher a success.

Judy Newman (former NGC Schools Policy Committee and NGC 5-Star member), Greg Pokorski (NGC Landscape Design School Chair) and Doris Duckworth (NGC Multiple Refresher Chair and NGC 5-Star member.) Here in Florida, Barbara May (former NGC President, NGC Master Flower Show Judge, Flower Show Procedure Instructor and Form 7 Chair), Brenda Luedeman (NGC 5-Star member), Gina Jogan and Tina Tuttle. It was a rewarding experience to see it all come together and to hear the positive comments from those who attended.

---

Inger Jones is the 2022 Tri-Refresher Co-Chair. She is a member of the FFGC – District XI, Garden Club of Lighthouse Point & Ft. Lauderdale.

Gina Jogan is the NGC Meetings Vice-Coordinator.



# Awards/How to Apply

## Diane Harbin

As the world has changed, so has the National Garden Clubs, Inc. The Awards Handbook is updated to incorporate electronic submissions for award applications. When you are ready to complete an application there are several resources available on the NGC website including the [Awards Handbook](#) and the [Awards Page](#). Check out this [Award Application Video](#) from the NGC Video Café.

Keep in mind no individual, single member club, group of member clubs, Council or Districts may make direct application to National Garden Clubs. All applications **must** come through your State Awards Chair and must include the appropriate NGC award application cover sheet. All application cover sheets are posted in fillable format on the NGC website under forms. Be sure to monitor and adhere to all deadlines.

The members of the National Garden Clubs have worked diligently this year. Clubs around the world are being recognized, with awards, with the expectation that others will see the fruits of their labors. This awareness encourages members to participate in more projects and may attract new members.

We had a great time at our Orlando Convention and encourage you to visit this link to view the [2022 Award Winners](#).

[Diane Harbin](#) is the NGC Awards Chairman. She had various offices over multiple clubs and is also the Chaplain for the Garden Club of Georgia, Inc. Her interests include involving youth in the gardening community, Blue/Gold Star and garden therapy.



## Espoma Grants - Applications Open

### Debi Harrington

Since 2017, Espoma Organics sponsored up to 20 annual grants to NGC member clubs. Each is worth \$250 of Espoma product. These grants benefit clubs that are growing their communities through active gardening projects. These endeavors range from community beautification to providing food for families living in fresh produce “deserts” to wildlife/pollinator gardens and historical gardens.

NGC member clubs may apply, each year, from October 1 - May 31. Winning clubs are notified by June 30. Garden clubs should apply well in advance of the expected completion time for their project. Youth organizations must be sponsored by an adult NGC club. Winning clubs must send photos of their completed projects to NGC's Espoma Grant Chair.

The 2022-23 Espoma Grant program began on October 1, 2022. To apply, go to the [Espoma Grant page](#) of the NGC website. Follow the application instruction including submission of a project description, photos of the project location, landscape plan diagrams, plant lists, etc. Winning clubs, also, submit photos, plans, plant lists or other additional items. The Espoma Grants Committee needs these additional items to envision clubs' projects.

Espoma Organics and National Garden Clubs are pleased to announce the following NGC Member Clubs as recipients of a 2021-22 Espoma Grant:

- ★ Anna-Jo Garden Club - Vienna, IL
- ★ Cypress Creek High School - Orlando, FL
- ★ Darien Garden Club - Darien, IL
- ★ Dogwood Garden Club - Orangeburg, SC
- ★ Emma Scott Garden Club - Elkins, WV
- ★ Erin Garden Club - Dublin, GA
- ★ Gardeners' Club of Parker County - Ft. Worth, TX
- ★ Great Falls Flower Growers - Great Falls, MT
- ★ Greenville Council of Garden Clubs, Inc. - Greenville, SC
- ★ Marine Hills Garden Club - Des Moines, WA
- ★ Moon Township Garden Club - Moon Township, PA
- ★ Mountain Laurel Garden Club - McHenry, MD
- ★ Plantation Lakes Garden Club - Millsboro, DE
- ★ Rainbow Garden Club North Texas - Dallas, TX
- ★ Rochy Youth Garden Club - Rochester, PA
- ★ Roseville Better Gardens Club - Loomis, CA
- ★ Roswell Garden Club - Alpharetta, GA
- ★ Spade & Trowel Garden Club - Augusta, GA
- ★ The Garden Club of Endwell - Endicott, NY
- ★ Varnado High School FFA - Angie, LA

[Debi Harrington](#) is the NGC Espoma Grant Chair. Contact Debi for any questions.



# AMES

EST. 1774®



## TOOL GRANT PROGRAM

AMES proudly sponsors the National Garden Clubs' Tools Grant Program since 2014. AMES provides tools for grant winners to support local community gardening projects.

**"WELLNESS GARDEN"**  
In collaboration with the James C. Kennedy Wellness Center.  
The Charleston Magnolia Garden Club, Mississippi

**"RONALD MCDONALD HOUSE GARDENS"**  
The Burlington Garden Club, Vermont



**"GARDEN BEAUTY"**  
The Wedowee Garden Club, Alabama



**"POLLINATOR FRIENDLY GARDEN"**  
The Ramblers Garden Club Louisville, Kentucky



# Your Flower Show Scored 95+ Points! Now What? France Thrash



*Congratulations! • Kateryna Onyshchuk*

The flower show has been held and you scored a 95+! Wow! That is wonderful news for all who were involved. But, what do you need to do now to win a National Flower Show Achievement Award? The short answer is to prepare a Book of Evidence.

There are instructions on the NGC website [Awards](#) page. Following is a brief overview of what to include in that Book.

1. Choose a sturdy paper theme folder with front and back pockets (not a three-ring binder) and include 10 plastic sheet protectors for the 10 double-sided pages containing the show photos and information.
2. Attach a plain label to the cover of the folder with the following information: NGC Flower Show Number # (do NOT include state award #s), Type of Flower Show, Garden Club Name, City and State, Location of the Show. The cover is not artistically enhanced.
3. Attach a copy of the NGC Flower Show Achievement Award application to the inside of the front cover, with a copy of the same paper clipped on top. This form is on the website under Awards and Flower Show Achievement and is signed by both your State Awards Chairman and your State President.
4. Include a complete copy of your flower show schedule, inside an envelope, in the back cover pocket. This

schedule is evaluated for the correctness of the text, all necessary inclusions, theme, terminology, rules and conformance to NGC requirements.

To be eligible for a Flower Show Achievement Award, the following awards must be offered, however, more NGC Top Exhibitor Awards may be given provided requirements for each award are met.

1. For the Horticulture Division in Small Standard, Standard and Horticulture Specialty Shows, the Award of Horticultural Excellence must be offered.
2. For Standard Flower and Design Specialty Flower Shows, the Award of Design Excellence or the Holiday Excellence Award must be offered.
3. For Small Standard Flower Shows, a section Top Exhibitor Award must be offered. **Note:** The Award of Design Excellence or Holiday Excellence Award **is not** available for Small Standard Flower Shows.

Other requirements for the number of education exhibits, botanical arts exhibits, or youth/sponsored exhibits are listed in the flower show achievement details, located on the [Awards](#) page in the awards summary chart under the Flower

*(Continued on page 31)*



Show Achievement Awards Key. The number of educational exhibits, etc. varies by the size of the club/organization presenting the show. The Flower Show Achievement Award Evaluation form used by the National panel is located on the same page.

The twenty pages (10 double-sided pages) of the Book of Evidence should include the following, in this order:

1. Title Page – NGC Flower Show Award #, Type of Flower Show, Garden Club Name, Location of Flower Show and applicant's name and contact information.
2. Table of Contents listing all the information in the Book – may be on the same page as title page.
3. A maximum of 300 words of description of the show. This should include title, size, scope, type of show, theme and division staging and special features. Remember that the evaluators have not seen your show – make it come to life for them.
4. Show data form with statistics from the show. This fillable pdf form is also on the [Awards](#) page and may be retyped if desired rather than using the form to minimize space occupied.
5. Individual pictures of all the divisions and sections award winners (in all divisions) must be included. For the horticulture pictures, you must botanically name what the specimen is and list the section and class where each was displayed. In design photos, identify the type of design, if possible, and what plant materials were used in the design along with the section and class.
6. Do not include photos of people in your pictures. Photos do not need to be professionally done.
7. Include pictures of the staging of all divisions, including horticulture, signage, designs, education displays, botanical arts or photography displays. Include overall

pictures to give a feeling of how the show was set up. Any theme staging should also be included. But, be careful as to not crowd too many pictures on any of the pages.

8. Publicity articles about the show. Newspaper or magazine articles may be reduced to be included in the book. Try to include the dates of any published articles. Do not include any loose articles in the book.

Other items evaluated include adherence to the above sequential order and requirements listed. Further, distinction is noted by creative staging, overall unity, special features and quality exhibits.

The state awards chairman may evaluate the Book of Evidence for state awards, but any show scoring 95 or more should be sent to National. The evaluations completed by the show evaluators MUST be included for the show to be evaluated at the National level. The book is worth 25% and the evaluations, done at the show, are averaged and are 75% of the total of 100%. Combined, the show must score 95 to be eligible for the National Flower Show Achievement Award. A sample Book of Evidence is located on the [Awards](#) page in the Flower Show Achievement section.

The Flower Show Achievement Awards Books of Evidence are sent to **Frances Thrash** - contact information is on the Flower Show Achievement Award application form. **All Books of Evidence are due no later than January 15.** Include a self-addressed stamped envelope if you want the book to be returned. The evaluation of a show, done at the National level, will be sent to all clubs submitting Books of Evidence.

[Frances Thrash](#) is a NGC Master Judge, Design and Flower Show Procedure instructor and Flower Show Achievement Award Chair. Frances resides in Virginia Beach, VA where she is a professional designer, FTD Master, founding member of Lynnhaven Heritage

“Sing with the Songbirds-  
Exploring the Glory of  
Nature”



2021-2022

An Anthology of Poems

K-9<sup>th</sup> Grade

National Garden Clubs, Inc.

## Blue Jay

By Hailey Budhram, Calvert County GC,  
1st Grade Winner

Blue feathers

Laying eggs

Up in the trees

Eating seeds

Jumping from branch to branch

Always chirping

Young babies are hungry

See all of the winners and read their poems: [Youth Poetry Contest](#).



A photograph of a man and a young boy at a pumpkin patch. The man, wearing a straw hat and glasses, is holding a large, speckled pumpkin. He is looking towards the boy, who is sitting on a pumpkin and looking back at him. The background is bright and sunny.

# Charles' Thyme Gardening School

Back to school, Gardening School that is. [National Gardening School Course #3](#), held via Zoom, is scheduled for November 15-16, 2022. There are a lot of members who need to refresh before the end of the year. This is your opportunity to sit at home and take this course at your leisure. This most likely will be the last Gardening School this year or at least via Zoom.

This is such a busy time of the year with all the fall board meetings, district meetings and state meetings. With the busy hustle and bustle of the worldly way, we need time in our gardens to relax; nothing like garden therapy. Halloween is quickly approaching, and pumpkins will be everywhere. What if you took your children or grandchildren to a farm where pumpkins were growing, and they could pick the one they liked?

What about an old-time tradition for Christmas around the country? You load up your family and go to a Christmas tree farm. You stroll around and pick out that very special Christmas tree. Wow, I can smell it now; nothing like the smell of a real tree. You are making memories, with your family, that will last a lifetime.

None of this would be possible without our farmers. This is another reason we need to take Gardening Schools to educate the public, share and give back to our community.

---

[Charles McLendon](#), of North Carolina, is the NGC Gardening School Chair.





Teaching Horticulture • Rawpixel

## Support the Future

### Lisa Robinson

At the 1944 Annual Meeting of the National Council of State Garden Clubs, (now known as National Garden Clubs, Inc.), \$600.00 was presented to start a Scholarship Fund to train students in horticulture. In 2022, thirty-six NGC Scholarships were awarded, \$4,500.00 each, for a total of \$162,000!

Scholarship recipients major in a wide variety of fields including horticulture, agriculture, landscape architecture and design, floriculture, forestry, wildlife science, environmental science, environmental law and business plus many more related fields of study.

Our scholarship program has certainly grown and is an important NGC tool that assists deserving college students to receive the funding they need to reach their educational goals. This is a great way to support the mission of National Garden Clubs, Inc. while assisting the future stewards of our environment, food production, maintenance and beautification of our lands and educators to future horticulturists and environmentalists.

The plethora of online information can make it difficult for students to find the opportunities best suited to them. Please

assist your state Scholarship Chairman in identifying applicants in your area. In recent years, due to COVID-19 and remote learning options, campuses and access to administrative personnel have changed, making it more difficult for students to gather the needed documents for scholarship applications. NGC is addressing this by simplifying the process and preparing to offer an option for online application through our NGC website.

Updated forms and guidelines should be available on our website by mid-October, 2022, with the online application option available by early January. Your state Scholarship Chair is prepared to answer questions and assist potential applicants. For a complete list of Chairman by state, qualifying criteria and list of acceptable majors visit the [NGC Scholarship](#) page. **The next deadline for NGC Scholarship applications is February 1, 2023.** This deadline applies to mail in, emailed or online applications. Mail and email applications go directly to the Scholarship Chairman of the student's state of residence.

Over the years, the NGC Scholarship Program has awarded over \$4 million. Be proud of these accomplishments and use them to bring awareness to our program.

---

[Lisa Robinson](#) is the NGC Scholarship Chair. Contact Lisa or your Region Director for more information. Lisa lives in Michigan.




# Encouraging Youth to Keep Our Planet Green

## Terry Critchlow

The [Youth Sculpture Contest](#) encourages students to keep our planet green and to get involved with saving the environment. Students in grades 4 through 8 are eligible to create a sculpture of recyclable, reused, and reduced materials. The sculpture is limited in width to 8 1/2 inches by 11 inches. Height should be proportional to width. Regions across the nation sent their first-place winners, grades 4-8 for competition in the 2021 Recycled Sculpture contest. Twenty-four entries were received. Judged for their creative use of materials, self-expression, craftsmanship and technique. Pictured are the First Place sculptures.

[Terry Critchlow](#) is the NGC Youth Sculpture Contest Chair and resides in Washington.



Sea Turtle • Sarah Linscott

### Grade 4 Sea Turtle

Created by Sarah Linscott from Utah. Sarah made her creation from materials she felt were most harmful to sea life and the environment – Plastics She warns “plastic often is thrown into waterways that connect to our oceans. Our oceans will be cleaner and safer when we recycle.”

### Grade 5 Turkey

Created by Noelle Ronnenberg from Pennsylvania. This turkey is a “reminder of our food and how our food comes to us.” It is made from a can, food boxes, plastic lid, pop can tabs, etc. Noelle says, “Everyone should reduce, reuse and recycle food and household packaging. We should be careful of our impact on our environment.”



Turkey • Noelle Ronnenberg



Koi Pond • Jayden Long

### Grade 6 Koi Pond

Created by Jayden Long from Mississippi. Jaydon’s pond is “a natural oasis where butterflies flutter freely... colorful flowers multiply...a variety of plants blanket the banks with shades of green. A peaceful place where koi live, play, and enjoy the rays of sunshine.”

(Continued on page 35)





(Continued on page #)

DeZwaan • Sammie Mitchell

**Grade 7 DeZwaan, “The Swan”**  
 Created by Sammie Mitchell from Mississippi. Made from twine, a plastic jug, chicken wire, combs, an egg carton, cupcakes liners and more...this is a replica of *DeZwaan*, an authentic Dutch windmill located in Holland, MI. “My ambition to become an architect drew me to the beauty, form and purpose of a functioning windmill.”



Snake • Jonathan Espinoza

**Grade 8 Snake Coiled and Standing**  
 Created by Jonathan Espinoza from Florida. Made from bottle caps, metal wire, cork and googly eyes, Jonathan says, “he finds snakes cool and interesting, an assortment of sizes and colors. He warns of powerful snakes that are destroying the Everglades, killing wildlife.”



## Cape Fear Blue Star Memorial Barbara Downing

On Veteran's Day 2021, the Cape Fear Garden Club (CFG) dedicated a Blue Star Memorial Marker on the Riverwalk at the intersection of Chestnut and Water Streets in downtown Wilmington, NC. They laid a memorial wreath, a local high school provided music and presentations included an explanation of the purpose and history of the Blue Star Memorial program by Paula Hartman from the Garden Club of NC. CFG’s special guest speaker was Rear Admiral Laura Dickey, USCG; who was born in Wilmington and a New Hanover High School graduate.

The funds to purchase the Blue Star Memorial Marker for the Riverwalk were donated by private citizens and various military support groups. The Blue Star Memorial Marker was installed by the City of Wilmington’s Parks and Recreation Department and Amy Beatty, Superintendent of Recreation and Downtown Services.

The Blue Star Program honors all people who serve in the United States Armed Services. This program began with the planting of 8,000 dogwood trees by the New Jersey Council of Garden Clubs in 1944 as a living memorial to veterans of World War II. In 1945, the National Council of State Garden Clubs (now NGC, Inc.) adopted this program and began a Blue Star Highway system that covers thousands of miles across the Continental United States, Alaska, and Hawaii. Blue Star Memorial Highway Markers were placed along the way. The Blue Star was adopted because it had become an icon of World War II and was seen on flags and banners in homes for sons and daughters away at war as well as in churches and businesses.

Barbara Downing is the News Director for the Cape Fear Garden Club and resides in North Carolina.





# ORGANIC

A natural in the garden since 1929.



ESPOMA ORGANIC AND NATIONAL GARDEN CLUBS  
WANT TO HELP YOUR CLUB

# Plant America!



Your local garden projects and programs provide inspiring opportunities that bring neighbors, cultures and generations together to share the experience and joy of gardening. As recognition of the valuable resource that your club contributes to your community, up to 20 local garden clubs across America will be awarded grants. Recipients will earn up to \$250 of Espoma Organic Plant Foods & Potting Soils. So be inspired America! Join our effort to Plant America Together. Register your garden club today! Sign up at: [www.espoma.com/garden-clubs](http://www.espoma.com/garden-clubs).



Visit us at [www.espoma.com](http://www.espoma.com) and join our gardening community.





# Smokey Bear and Woodsy Owl Poster Contest...The Winners!

Judy Grots

For more than 50 years, children in first through fifth grades have put crayon to paper, using their imagination to help convey Smokey Bear's message of *Only YOU Can Prevent Wildfires!* and Woodsy Owl's message of *Lend a Hand, Care for the Land!* In 2020 and 2021, COVID-19 prevented the grand prize winners' award ceremonies, with the National Forest Service, in Washington DC. They, along with the 2022 winner, were finally honored at a recent event attended by President Mary Warshauer and Smokey/Woodsy Chair Judy Grots. (See the next page for the 2020 winner and the awards ceremony. A video of the Awards Ceremony is in the [NGC Video Café.](#))

[Judy Grots](#), of Oklahoma, is the NGC Smokey Bear & Woodsy Owl Chair.

**Ella Hampshire**  
**National Grand Prize Winner 2022**



**Ella Hampshire** is 11 years old and entered the contest as a 5<sup>th</sup> grader at Howard Driggs Elementary. She lives in Salt Lake City, Utah, with her parents, an older brother, and a younger sister. Ella loves arts and crafts of all kinds. If she is not doodling something, she is upside-down in a handstand or cartwheeling around the house. She also enjoys reading books, particularly graphic novels, gymnastics, piano, and hanging out with friends.

Ella lives next to the Wasatch Mountains, where she enjoys hiking, camping, and skiing in the canyons. There are fires in Utah and surrounding states where the smoke travels, and bad air gets trapped in the valley. For her poster design, Ella wanted to focus on how beautiful and green our forests are. She added a little fire in the background to warn that fires still happen and threaten these beautiful forests. She put the word CAN on Smokey's shovel to emphasize that wildfires can be prevented, and we have a personal responsibility to do our part.



**Katie Phan**  
**National Grand Prize Winner**  
**Woodsy Owl 50<sup>th</sup> Birthday Year - 2021**



My name is **Katie Phan**, and I go to Hutchison. I attended Farmington Elementary School, where I originally entered the Smokey Bear and Woodsy Owl contest. For all my life, I have loved nature and drawing, so Woodsy Owl's message, "Lend a hand-care for the land!" meant a lot to me. I felt the best way to convey this message was through my art, and the Smokey Bear and Woodsy Owl poster contest allowed me to do so. I thank my Farmington art teacher, Mrs. Rudzena; my Hutchison art teachers, Ms. Bush, and Mrs. McMahon; my Farmington principal, Mrs. Brasfield; my Hutchison principals, Mr. Simpson and Mr. Wilson; and my family for all their guidance, love, and support. In addition, I thank my Suburban Garden Club in Germantown, Tennessee, for making this all possible.



**June Crawford  
National Grand Prize Winner 2020**



**June Crawford** won the poster contest when she was a second-grade student. She is a fifth grader now at Riverdale Elementary School in Germantown, Tennessee. June loves to make art and crafts and hang out with her friends in her free time. She loves animals—especially her dogs Penny and Pepper and her Guinea pig Lulu.



*(L-R): June Crawford, Katie Phan, Mary Warshauer, Ella Hampshire • Judy Grotts*



*NFS Plaque to NGC • Gerianne Holzman*



*Andrea Delgado, USDA Chief of Staff Natural Resources and Environment • Judy Grotts*



# NATIONAL GARDEN CLUBS, INC.

4401 MAGNOLIA AVENUE



Page Background: Carpet at Headquarters,  
Inset: Carpet Corner • G. Holzman

## On the Road...to Headquarters Gay Austin, Bill Trapp and Katie Roth

The National Garden Clubs' Board of Directors recently went on the road to visit the NGC Headquarters in St. Louis. All NGC members are welcome to visit the Headquarters and gardens at any time. Located adjacent to the Missouri Botanical Gardens, it is worth a trip to see our spectacular grounds and classic mid-century modern building. Take a virtual tour of the NGC HQ in the [Video Café](#) under "Welcome to NGC." Recent grounds updates:

- ✦ More curb appeal has been added to the garden's signage wall bed along Magnolia Avenue. Installation of columnar habit ornamental grasses and low spreading yews frame the signage. Hardy hibiscus, variegated iris and sedum ground cover provide additional color and texture to the bed. Thought was given to the up lighting for the signage/wall and this was incorporated into the planting plan.
- ✦ The garden's far northeast corner provides the perfect location for a spectacular planting that incorporates a macrophylla hydrangea sample garden with a stunning complementary combination planting of dwarf specimen ginkgo and conifers. As the area develops and matures, additional miniature conifers may be added.
- ✦ The pollinator garden surrounding the butterfly sculpture has grown to beautiful maturity. Native plants abound attracting butterflies, bees and birds.



Welcome Garden • Gerianne Holzman



Butterfly Sculpture • Gerianne Holzman





*Clockwise from top: NGC Headquarters, Welcome Door, 911 Memorial Garden, Interior Courtyard, HQ Grounds, Porcelain Flower Collection • Gerianne Holzman*





The best collection of garden club members in one place.

# Membership MONDAYS








We're so excited to have you with us!

## JOIN US!

### Trish Bender

The NGC Membership Committee is excited to offer ALL NGC members the opportunity to learn more about National Garden Clubs and the good work that we do for member clubs, members and our communities. Register for Membership Mondays, virtual, live and interactive events, with the links below, on the Member Resources page or [subscribe](#) to *The National Gardener* for early notification of all NGC sponsored seminars. Register early, space is limited. (See the [Video Café](#) for prior events.)

Trish Bender is the Membership Committee Chair and resides in South Carolina.

-  **October 2022: NGC Grants part 1 - Ames Tools and Espoma Products** - Join us as we explore these two in-kind grants from two of our sponsoring organizations. Learn how other clubs have benefited and how you can apply. [Register here](#)
-  **November 2022: NGC Grants part 2 - National Disaster Grant & Wildflower Grant** - Join us as we explore these two NGC grants. Learn how other clubs have benefited and how you can apply. [Register here](#)
-  **December 2022 - NGC Awards** - Join us as we explore the various NGC awards that clubs can apply for through their state and hear from winners about their projects. [Register here](#)
-  **January 2023 - People, Plants, and Programs a 4 part series on NGC Schools. Part 1 - Gardening School** - What can you learn. How does it work. Learn directly from the NGC Gardening School Chair about this wonderful program. [Register here](#)
-  **February 2023 - People, Plants, and Programs - Part 2 - Flower Show School** - learn directly from the NGC Flower Show School Chair about this wonderful program of Design and Horticulture Study which enables you to become an accredited Flower Show Judge. [Register here](#)
-  **March 2023 - People, Plants, and Programs - Part 3 - Landscape Design School** - learn directly from the NGC Landscape Design School Chair about this wonderful course which enables you to become a Landscape Consultant. [Register here](#)
-  **April 2023 - People, Plants, and Programs - Part 4 - Environmental School** - learn directly from the NGC Environmental School Committee about this timely course which enables you to become an Environmental Consultant. [Register here](#)

Of flowers and trees I'm a lover  
But I cannot tell one from the other  
So I've joined NGC  
To educate me  
And the world is now mine to discover.

Joe Da Rold, Rake & Hoe GC, New Jersey







OUR TOOLS BUILT AMERICA®

Thank you for the AMES garden tools as they were beneficial in helping the Carroll Garden Club create a new garden in our Town Recreational area just in time for our Annual Town Cookout. We also revamped a garden around a Town Memorial. The town removed the matted-down grass and weeds to create a planting bed. Even though the area was slightly cleared we used the pitchfork and shovels to dig deeper into the ground to remove rocks and create holes for the plants. Ten members of the garden club assisted in planting the new space. We received numerous comments on the new garden space and even enlisted new members when they found out that we provide and store the tools.



California's Auburn Garden Club and Roseville Better Garden Clubs actively support and care for the Hope Blossoms Prayer Garden and Community Vegetable Garden at the Acres of Hope Renewal Center for Homeless Women with Children, assisting women who commit to breaking the cycle of homelessness, addiction, poverty and violence. Residents learn critical tools to enable healthy change and functional recovery geared to a cooperative and self-sufficient life for the whole family. The Prayer Garden, established by the late Richard Lindsay, created as a living memorial to honor his late wife Phyllis, provides a peaceful sanctuary for the residents. Richard transformed a neglected garden area by recreating the beauty of Phyllis' artistic flower garden. The Community Vegetable Garden consists of a young lemon tree and three raised beds providing a variety of fresh, seasonal vegetables, herbs and strawberries. The 2022 Ames hand tools and garden spade are used for removing spent plants and planting new ones. The cart is used for transporting supplies from the tool shed to the gardens, and for a few of the volunteers to sit on while weeding or deadheading.





# Ames Tool Grants

## Flossie Narducci

NGC local member clubs may apply for this in-kind grant, generally during the first quarter of each year, by sending an application and tool selection list to the NGC Ames Tool NGC Grant Manager by the deadline (generally March 1 each year). The application form includes contact information of individuals who may be interviewed by NGC or Ames about their project, how specific tools are going to be used or were used and to obtain related helpful gardening tips. Any club may apply for tools with a total retail value of no more than \$250. Look for ideas on how your club may use an Ames Tool Grant in future issues of *TNG*.

[Flossie Narducci](#), of Pennsylvania, is the NGC Sponsorship Vice-Chair.

### 2022 Ames Tool Grant Recipients

Arkansas	Star City Garden Club
Arizona	MGM Garden Club
California	Auburn Garden Club
Florida	Garden Club of Green Cove Springs Garden Club of the Lakes Green Thumb Garden Club Rio Lindo Garden Club of Port St. Lucie
Illinois	Darian Garden Club
Indiana	Iris-Elm Garden Club
Louisiana	Farmerville Garden Club
Massachusetts	Wareham Garden Club
Michigan	Mason Sycamore Creek Garden Club
Minnesota	Richfield Garden Club Council
Missouri	Columbia Garden Club Eldon Garden Club
Mississippi	Ocean Springs Garden Club
New Jersey	Karen Nash Memorial Butterfly Garden Club
New Mexico	Home Garden Club
Nevada	Desert Gardeners Garden Club
Ohio	Highland Heights Garden Club Seven Hills Garden Club
Oklahoma	Amaryllis Garden Club
Pennsylvania	Cambridge Garden Club Lawrence Park Garden Club
Texas	Browning Community Garden Club
Wisconsin	Willow River Garden Club



Joyce Rosselli • Rio Lindo Garden Club

The NGC Officers and Staff join *The National Gardener* Team in wishing everyone a safe and happy holiday season.



Yom Kippur  
Indigenous People Day  
Thanksgiving Day - Canada  
Halloween  
Dia de los Muertos  
Veteran's Day  
Thanksgiving Day - USA



Chanukah  
Winter Solstice  
Festus  
Christmas  
Kwanzaa  
Boxing Day  
New Year's Eve



Wreath • Ewa Urban



# Award of Excellence

It is time to start thinking about who you will nominate, in your state or region, for the NGC Award of Excellence 2023! The Award categories are:

1. Award of Excellence for Non-Member # SR-1  
For an Individual, Non-member, Organization or Institution
2. Award of Excellence for State Garden Club #SR-2
  - a. Membership up to 999
  - b. Membership from 1,000-2,999
  - c. Membership from 3,000 – 7,999
  - d. Membership over 8,000
3. Award of Excellence for Region #SR-3 (second year of administration only)

Instructions: attach the completed application, found on the NGC website, to the book of evidence. All Award of Excellence applications are limited to five single-sided pages plus this cover sheet for 6 total pages.

All applications are submitted electronically (preferred) or by mail. **Send all applications to [Donna Marie Donnelly](#) by January 1, 2023.**

---

Donna Marie Donnelly is the NGC 3<sup>rd</sup> Vice President and Award of Excellence Chair. Contact Donna with any questions regarding award submission. She lives in S. Carolina.



## Garden Club on Display Destinee Udelhoven

Earlier this year, a community photography show, at downtown Mount Horeb, Wisconsin's Driftless Historium (WDH) highlighted the area's "Gardens and Green Spaces." The forty photos on display were shared by museum neighbors and nearby county residents, including snapshots from the 2020 Mound Vue Garden Club scrapbook.

A virtual photo gallery, by the same name, makes an even wider collection of images accessible on your favorite device; it can be viewed on the [Driftless Historium website](#).

A companion historical exhibit explored the evolution of gardening and the uses of plants and flowers in Wisconsin. "The Tangled Roots of Wisconsin Gardens and Floriculture" incorporated artifacts and images from the museum's collection, many never exhibited, to tell the story of the green things that sustained and enhanced the lives of settlers and residents, many transplants from afar themselves.

Visitors learned how Yankees and Europeans arrived in southwestern Wisconsin with more than personal belongings

and keepsakes packed in their trunks. Vegetable seeds, cuttings, roots and tubers were carefully stored for the long trip. Favorite roses and flowers, native vegetable varieties and potato sets from "back home" lent familiarity and sustenance to the Driftless landscape and kitchen garden. Museum visitors followed the transition from the time-honored tradition of seed-saving to commercial production of garden seeds and plants and a plethora of factory-produced tools and equipment, to the post-Civil War embrace of growing garden flowers for funerals and everyday enjoyment, sparking the opening of Mount Horeb's first flower shop in 1939. The exhibit delved into the sweeping influence of World Wars I and II, when "Victory Gardens" became a patriotic enterprise. Visitors ended their exhibit journey with a brief examination of the rise of genetically modified and commercially patented seeds that often-raised yields and profits - but also made growers subservient to mega-corporations.

Mound Vue Garden Club actively supported the Driftless Historium since it opened in 2017. The Club provided start-up funding for the museum property's native plantings and facilitated the installation of a hanging planter adding a splash of color and vibrancy to its sidewalk each spring and summer.

---

Destinee Udelhoven is the director of the Driftless Historium.



# Looking Back NGC

## NGC History from *Fulfilling the Dream, 1929–2004*

Margaret Swift (NGC President, 1933 – 1935) Despite the challenges facing the country, [NGC] was finding ways to move ahead in terms of structure and adding new states and members. It did not, however, have a central headquarters. The “office” was the acting President’s library...The idea for a Headquarters had been endorsed for one year as a trial at the 1934 Michigan Convention with the location left to the discretion of the Executive Committee. This must have been a budget-minded Committee since it obtained space in the newly constructed Rockefeller Plaza in New York City for the sweetheart price of \$1.00 for that year. (2022 Rent per month is a minimum of \$50,000.) Ralph Hancock, a landscape architect and lecturer, had leased the entire 11th floor of Rockefeller Plaza and made space available for NGC, and the state Headquarters of New York and New Jersey. He planned to develop this as the horticultural center of the United States

with terraces being planted to showcase “The Gardens of the Nations.” The formal opening of NGC’s first office on February 26, 1935, coincided with the opening of “The Gardens of the Nations.” It included a flower show with the 32 State Garden Clubs being asked to enter a class of “Sunday Night Buffet Supper Tables.” NGC occupied 30 Rockefeller Plaza until 1941. By then NGC’s rapid growth and the need for bigger facilities prompted a move to the Roosevelt Hotel in New York City.

Members voted at the 1935 Los Angeles Convention to shorten The National Council of State Garden Clubs Federations, Inc., to National Council of State Garden Clubs, Inc. dropping Federations, because according to records, “the name was too long to sign to a telegram.” In 2001, it was further abbreviated to National Garden Clubs, Inc.

## Looking for Holiday Gifts? [Shop NGC](#)







Desktop • Povareshka

## President Mary’s Travels

- ❖ November 2: Central Atlantic Region Conference

## Mark Your Calendar

- ❖ October 15, PLANT AMERICA Applications Due

## Coming Soon

- ❖ October - March: [Environmental Schools](#)\*
- ❖ July - April: [Flower Show Schools](#)\*
- ❖ November - April: [Gardening School](#)\*
- ❖ October: [Landscape Design School](#)\*
- ❖ October - March: Scheduled: [Multiple Refreshers](#)

- ❖ October - March: [Symposia](#)\*
- ❖ [International Events](#)\*

\*Clicking on the above links takes you directly to the most up-to-date course listings and details on the website. Looking for a specific course? Click on Course 1, 2, 3 or 4 on the course listing chart.

[Subscribe to TNG](#) to assure email notification of NGC events: Member Mondays and President Mary’s Webinars.

\*\*Throughout *TNG* click on ads to go directly to our advertisers webpages and click on blue, underlined links for more info or to get more information, contact a committee chair or author.

# Happy Anniversary! Grapevine Garden Club - 90 Years

## Tina Bruns

Congratulations to the Grapevine Garden Club which recently celebrated its 90<sup>th</sup> Anniversary with its 150 members plus honored guests, past club presidents and city officials. Intending to keep our earth healthy, native plants and sustainable practices have been the focus of the Grapevine Garden Club since 1932 when 25 founding members gathered in Grapevine, TX. Notable accomplishments and contributions:

- ★ Seventy-five student scholarships, since 1985, provided with funds raised at their annual April Plant Sale.
- ★ \$200,000 was raised for the greenhouse and Pewitt Pavilion at the Grapevine Botanical Garden.
- ★ Partnership with the city of Grapevine for the annual October Butterfly Flutterby event, community programs and providing help landscaping and maintaining city-owned green spaces.
- ★ Promotion of native plants, earth-friendly practices, bird sanctuary designations, wildlife awareness and protection.
- ★ Monthly meetings for members and guests with program speakers, seed and plant exchanges, visits to residential and public gardens, opportunities for garden-related destinations, bulb and caladium sales, an “Ask a Master Gardener” table, and numerous opportunities to volunteer in the club and city-related events.

Tina Bruns is the Grapevine Garden Club Publicity Chair.





Texas • Rose Romboski  
Image was originally posted on the [NGC Photography Group Facebook Page](#).

## Sitting on the Porch

Gerianne Holzman, Editor

As I sit on the porch, I think back to a recent report I heard on the radio. The program's guest talked about "Why do we volunteer?" He went on to explain the benefits of volunteering. People who volunteer experience an increase in their mental health – helping others makes us feel good. As garden club members, we know all about volunteering, sometimes too much! However, after all the stress of a flower show, convention, community project or club anniversary celebration, we can stand back and say, "Job well done, this is something to be proud of." Yes, it makes us feel warm and fuzzy inside.

Many people volunteer to make a difference. In garden clubs, this could be to help the environment, to plant food to feed families, to create a beautiful garden for relaxation or to assist an elderly member to attend a meeting. Even though these are very divergent goals, the common denominator is the volunteer feels great after the task. Stepping into garden club leadership roles may provide members training for advancing their professional careers or it may be the next stage, after retirement, for others. All garden clubs look to their members to step up. Next time you are asked, or no one else volunteers, consider saying, "Yes!" It just might make you feel even better about yourself.

**Sometimes when things are falling apart,  
they might actually be falling into place.**

Unknown

---

We appreciate all of the amazing stories, articles and images in this issue of *The National Gardener*. Send comments and suggestions for future issues to [Gerianne Holzman](#), editor. We encourage all NGC members to submit articles.





Desktop • Jayza Ortega



## Cherie Lejeune

The National Garden Clubs Virtual Team invites all members to attend our upcoming seminars. Sit back, relax and learn from experts in their fields from the comfort of your home. All webinars are free and open to all. Space is limited so register today or subscribe to *The National Gardener* for early notification of upcoming events.

Cheri Lejeune is the Virtual Resources Chair. She lives in Virginia. Contact the [Virtual Resources Team](#) for help with your virtual events.

- ★ October 19, 2022, 2:00pm ET- Plants and Medicine: Aurelie Rose De Rus Jaquet
- ★ November 16, 2022, 1:00pm ET- Faithlands Agricultural Program: Josie Walker
- ★ December 7, 2022, 2:00pm ET - ECHO: Sustainable Global Agriculture: Danielle Flood
- ★ January 23, 2023, 2:00pm ET- Bees- An Ancient Story: Dr. Gene Kritsky
- ★ February 15, 2023, 2:00pm ET- Flower Trials: Krystal Snyder
- ★ March 2023 (Date and Time TBA)- Farm Camp: Alex Yost
- ★ April 5, 2023 (Time TBA)- Entertainment Application of Floral Design: Brad Austin

