

# Along the Garden Path

Award # FS-1C iii Standard Flower Show (50-99 members)  
Purple Rosette

Dorchester Garden Club  
Cambridge, Maryland 21613

## Applicant contact:

Kay Karminski, Flower Show Co-Chairman  
1424 Bell Lane  
Woolford, Maryland 21677  
410 228- 4755 • kay.karminski@comcast.net

## Table of Contents

Title Page.....	1
Table of Contents .....	1
Show Description.....	2
Show Data Form.....	3
Photographs	
NGC Division Top Exhibitor Awards	
• Award of Horticultural Excellence.....	4
• Award of Design Excellence .....	4
• Botanical Arts Artistic Crafts Award .....	5
• Educational Award.....	5
NGC Section Top Exhibitor Awards	
• Horticulture Division.....	6-7
o Award of Merit.....	6
o Arboreal Award.....	7
o Growers Choice Award.....	7
• Design Division .....	8
o Designer's Choice .....	8
o Tricolor Award.....	8
o Sweepstakes Award in Design.....	8
Other Awards .....	9-10
• Sweepstakes in Horticulture .....	9
• Show Chairman's Award.....	9
• People's Choice Aware.....	9
Staging – Decorative	
Entry Hall/Focal Point .....	10
Staging – Signage	
Division, Section, Class .....	11
Staging – Division Overviews	
Division I Horticulture.....	12-13
Division II Design.....	14-16
Division III Botanical Arts .....	16-17
Division IV Educational Exhibits .....	18
Other Features .....	18
Publicity .....	19-20
Schedule.....	in envelope

## Show Description

Along the Garden Path” a Standard Flower Show sponsored by Dorchester Garden Club was staged at the Immanuel United Church of Christ, Cambridge, Maryland on June 13, 2018.

Cover artwork for the schedule was created by a club member **(shown at the right)** and illustrated the theme which was reflected throughout the show.

- Guests entered the show through an arch and followed a faux grass garden path to a flowery bower with a garden bench.
- Lining the path were four floor designs in a class titled “Statuary”.
- Other garden elements used as staging included lanterns, pots of flowers and watering cans.



Our design titles were descriptive of garden landscapes.

- “Moonlit Garden.” showcased designs integrating light as a special effect.
- “Pathways” featured Cascade designs
- “Relaxing Stroll,” was designer’s choice featuring all fresh plant material
- “Picnic by the Pond,” was a functional Alfresco table design for two for dining outdoors
- In our challenge class, “Forget the Rules,” designers were given 90 minutes to design.

In spite of an unusually rainy period, our Horticulture Division had 239 entries presented by 53 exhibitors in more than 50 classes. The division included 3 classes of combination plantings in a section titled “Mix and Match.”, demonstrating gardening in small spaces.

- “Look at Me” a planting in a window box in front of a faux window staging panel
- “Blowing in the Wind” a hanging Garden
- “City Scapes” a Terrarium

The Botanical Arts Division introduced with the new Handbook allowed us to chart new territory with four classes that included decorated ladies’ hats, ladies’ shoes, and napkin rings and a Botanical Horticulture class with Fairy Gardens.

Our Education Division invited guests to “Create Your Own Garden” offering information on:

- “Roses, the All-American Beauty”
- “Start it Yourself – Growing from Seed”

The show was viewed by 225+ people.



## NGC STANDARD FLOWER SHOW ACHIEVEMENT AWARD SHOW DATA

The following form is to be completed and appear in the Book of Evidence immediately following the Show Description

1. List of sponsoring clubs and/or organizations – if more than one. If space is inadequate, insert separate sheet and so indicate on this form. Dorchester Garden Club

2. Number of club members in sponsoring organization/s: Active: 62 Associate: 24 Total: 86

3. Number of participating members: 53

4. Percentage of participating club members: 85% Active Members plus 3 non-member exhibitors

5. Total number of exhibits in:

Horticulture Division: 239

Design Division: 24

Education Division: 2

Botanical Arts Division: 21

6. List NGC Top Exhibitor Awards offered. Note if any awards not given:

Horticulture: 1 Award of Horticulture Excellence, 2 Arboreal Awards, 6 Awards of Merit, 1 Grower's Choice

Design: 1 Award of Design Excellence, 1 Designer's Choice Award, 1 Table Artistry Award, 1 Tri-Color Award

Botanical Arts: 1 Botanical Arts Artistic Crafts Award

Special Exhibits: 1 Educational Top Exhibitor Award

---

All Awards were given.

7. Source of flower show funding: We used a variety of methods to raise \$2,800 in funds for the show:

(1) 40 club members participated as Patrons

(2) 16 local businesses purchased ads in the schedule

(3) we held two pit beef sales and

(4) sold plants and other materials used in the staging.

As a result we not only covered all our expenses but also generated a surplus which will be used to fund other Club Programs.

## NGC Division Top Exhibitor Awards

Each top award winner must be a blue-ribbon winner scoring 95 or above in its Section. It must be correctly named according to the show schedule specifications giving genus, species and/or variety/cultivar where available.



### Award of Horticultural Excellence

(Pictured above)

Division I Section F, Class 34  
any other annual in bloom. *Celosia 'Intenz'*

### Award of Design Excellence

(Pictured on the right)

Division II, Section J, Class 50 "Statuary"  
A Floor Design (*HB* p. 78). A large design staged on the floor in a space 3 feet x 3 feet square. It is not a design staged on a pedestal or base, even if the pedestal or base is incorporated into the design. Designer's choice of plant material and components. Plant material: Asiatic lilies, Daisy mums, *Hydrangeas*, *Aspidistra*, fiddle leaf philodendron, Harry Lauder walking stick, willow branches.



## NGC Division Top Exhibitor Awards *continued*

### Botanical Arts Artistic Crafts Award

**Right:** Division III, Section L “**Ooohs and Ahs**”, Class 56 “**Topping it Off**” A decorated ladies hat adorned with fresh and/or dried plant material. (HB p. 95). Hat to be provided by exhibitor. To be staged atop a life-size Styrofoam mannequin head on a white pedestal 20 inches in diameter, provided by the Committee. Plant material: Orange Unique Rose, *Eryngium* ‘Blue Dynamite’, *Limonium sinensis* purple, *Sedum* ‘Autumn Joy’, Lambs Ear, Common Fig.



### Educational Top Exhibitor Award

(Pictured below)

Division IV: ““Create Your Own Garden””

Exhibit 2: “**Start it Yourself – Growing from Seed**” an exhibit that explains the steps of sowing seeds and creating proper growing conditions so your seeds can thrive.

Plant Material in starter pots at left: Basil Genovese, Cosmos

Plant Material under grow light at right: Curly Parsley, Dill, Thai Basil, Genovese Basil, Mint and Thyme



**NGC Section Top Exhibitor Awards, Horticulture  
Awards of Merit**



Above: *Rosa* -shrub  
Section A "Rainbow of Color" *Rosa*  
Class 4: Shrub – one spray



Above: *Hosta* 'Blue Mouse Ears'  
Section B "Cool Green Shade" *Hosta*  
Class 6b: Small Solid Green -one stem



Above: *Salvia officinalis* 'Berggarten'  
Section C "Indulge the Senses" Herbs  
Class 15 *Salvia* – three stems



Above: *Clematis ranunculaceae*  
Section D, Class 24 a  
Any other flowering perennial in  
bloom. Section subdivided to –  
section a, purple blooms.



Above: *Heuchera* 'Black Pearl'  
Section E, Class 27 Heuchera



Above: *Celosia* 'Intenz'  
Section F, Class 34 any other annual  
in bloom.

## NGC Top Exhibitor Awards, Horticulture

### Arboreal Awards

Left: *Osmanthus heterocephalus* 'Goshiki'  
Class G "Add a Little Texture" Broadleaf Evergreens  
Class 40 b. Any other broadleaf evergreen  
Subdivided b. variegated.



Right: *Hydrangea quercifolia* 'Pee Dee' (dwarf)  
Section H "Essence of Spring" Flowering Shrub  
Class 46e Any other flowering shrub (subdivided to  
dwarf Hydrangea)



### Grower's Choice Award

**Below:** Section I "Mix and Match" Combination Plantings, Class 49. "City Scapes" Terrarium – A miniature landscape in a container with high transparent sides staged on a table 30 inches high. Top of container may be closed or open. Container not exceeding 15 inches at its widest part to be provided by the exhibitor; no restriction on height.

Plant Material:

1. *Sedum spurium*
2. *Echeveria setosa*
3. *Sempervivum tectorum*
4. *Sanseveria trifasciata*
5. *Echeveria prolifica*
6. *Echeveria elegans*
7. *Haworthia fasciata*
8. *Crassula ovata*



## NGC Top Exhibitor Awards, Design

### Designer's Choice Award



**Above:** Section J "An Elegant Entry"  
Class 50 "Statuary" A Floor Design (*HB* p. 78).  
A large design staged on the floor in a space  
3 feet x 3 feet square. It is not a design  
staged on a pedestal or base, even if the  
pedestal or base is incorporated into the  
design. Designer's choice of plant material  
and components.

Plant Material: Plant material: Asiatic lilies,  
Daisy mums, *Hydrangeas*, *Aspidistra*, fiddle  
leaf philodendron, Harry Lauder walking  
stick, willow branches.

### Tricolor Award



**Above:** Section K "Nature's Colors"  
Class 54. "Relaxing Stroll" A design of any type or style in  
which all plant material used must be fresh. Non-plant  
material may be used. To be staged on a table in a space 29  
inches deep x 32 inches wide x 40 inches tall. Exhibitor to  
provide staging panel and underlay.

Plant Material: *Equisetum*, *Flax*, *Hydrangea*, Daisy Mums,  
Fiddle Leaf Philodendron and *Amaranthus*.

## Other Awards

### Sweepstakes Award in Design

This is awarded to the exhibitor with the most blue ribbons in Division I.

The two designs shown above were created by the same exhibitor, thus also earning the Sweepstakes Award in Design.



## Other Awards

### Sweepstakes Award in Horticulture

Awarded to the exhibitor with  
the most blue ribbons in Division I.

**Below Left:** One of the blue-ribbon entries for the Sweepstakes Winner, Section H “**Essence of Spring**” flowering shrubs, Class 46c *Hydrangea macrophylla* ‘Glowing Embers’,



### Show Chairman’s Award

Awarded for most creative use of color in design.


**Below Right:** Section K “Nature’s Colors”  
Class 54. “Relaxing Stroll” A design of any type or style in which all plant material used must be fresh Plant *material*:  
*Delphinium*, *Alstroemeria*, *Asclepius*, Bells of Ireland, Galax Leaves.



### People’s Choice Award

**Right:** Entries in Section M Class 59 “I Dream of Jeannie” were eligible for a People’s Choice Award. Red Pouches were placed in front of each entry and guests were given a token to put in the pouch to place their vote. This was the winning entry. Plant material:

1. *Davillia fajeensis* (Rabbit’s foot fern)
2. *Haworthia attenuata* (Zebra cactus)
3. *Hedera helix* ‘Fantasia’
4. *Echeveria*
5. *Scirpus cernuus* (Low Bulrush)
6. *Hypoestes phyllostachya* ‘Flash White’
7. *Cupressus macrocarpa* ‘Goldcrest’



## Staging Decorative Entry Hall and Focal Point

The main entry greeted guests with whimsy and color.

**Below:** Foreground shows a brightly painted bike, with a basket of petunias and the silhouette of a girl at play. While tubs of coleus surround a sign announcing the show and featuring our signature artwork



**Left:** Guests entered the doors and passed through an arbor with a view of a grassy carpet which lead to a garden bench pictured on the **right**. Whimsy continued, as they approached the bench a motion activated bird call sang out.



## Staging

### Signage-Division, Section and Class

The “Garden Path” show theme was clearly expressed in distinctive, uniform signage that thematically incorporated garden supplies and tools. Signs were crisply printed in large, black-and-white type for maximum readability.

**Below :** All division signs were mounted on black stands, placed in or near potted plants, with garden lanterns. The bicycle motif at the front door was repeated with two of the Division signs.



**Above Left:** All section signs were mounted in brightly colored watering cans

**Above Right:** Class Signs were computer generated and mounted in plexiglass holders. Green yarn was used to divide the classes making it easier to expand and shrink classes reflecting the actual volume of entries.

## Staging Overviews

### Division I Horticulture

The most difficult challenge with horticulture is anticipating the number of entries and having staging that can quickly respond to volumes greater or less than what was anticipated. We had a uniform color theme for the division, black tablecloths. All tables had risers that enabled better viewing for exhibits with a large number of entries. Yarn class dividers allowed for quick adjustment. This photo demonstrates how visible the signage was even from a distance.



A separate table was provided to display the Awards of Merit and Arboreal Awards facilitating judging for the Horticultural Excellence Award.



## Staging Overviews

### Division I Horticulture

**Right:** Section A Classes 1-5 in Horticulture backed to a window. Here a white wicker headboard was used to create a thematic backdrop that minimized glare from the window.



**Left:** Staging for Section I Class 48. "Blowing in the Wind" Hanging Garden was staged on black wrought iron stands 31.5 inches high. Exhibitors were required to remove hangers before entering their exhibit. Placement of this section in the aisle created an innovative informal wall separating the Horticulture and Design divisions.

Exhibitors were also required to provide a 3 x 5 card stating the type of light exposure, sun or shade appropriate to the planter. This class was popular with the guests as it provided ideas they could emulate.

**Right:** Class 47. "Look at Me" Planter was a planting in a window box. This was staged in front of a faux window staging panel 28 inches wide by 32 inches tall and atop an 8 x 8 x 5-inch-tall pedestal. The staging panel and pedestal were provided by the committee.

#### Plant Material

1. *Hypoestes phyllostachya* - Polka dot Plant
2. *Cyperus papyrus* - Papyrus
3. *Dracaena indivisa*
4. *Stobilanthes dyerianus* - Persian Shield
5. *Pelargonium Calliope*™ 'Crimson Flame'
6. *Lysimachia nummularia* - Creeping Jenny
7. *Calibrachoa*



## Staging, Division Overviews

### Division II Design – Section J “An Elegant Entry” Classes 51 & 52

Designs in Class 51 and 52 were all placed against inside walls. Once again the windows were a concern. This was addressed by requiring a background with optional underlay for both classes. The background and underlay were to be provided by the designer. The committee provided the mechanics (stands) for the backdrop. The height for each was 40 inches giving visual symmetry to the staging. Designer’s choice of plant material was permitted for all both designs.

**Below:** Section J Class 51 “Moonlit Garden” An Illuminary Design (HB p. 74). A Creative Design incorporating light/s for special effect and as an integral part of the design. To be staged on a table in a space 29 inches deep x 32 inches wide x 40 inches tall. Exhibitor to provide required staging panel and underlay. Electrical outlets available for use. Design will be viewed from the front. Designer's choice of plant material and components.



**Right:** Winning design Section L Class 56 with plant material featuring spider mums, dried mitsumata branch and *Fatsia* leaf.



**Below Left:** Section J Class 52. “Pathways” A freestanding Cascade Design



**Right:** Winning design. Plant Material: *Alstroemeria*, lily, orchid, spanish moss, *Ruscus*



## Staging Overviews

### Division II Design – Section K “Nature’s Colors” Classes 53 & 54

**Top Right:** Section K Class 53 “Forget the Rules”. A Challenge Design in which the Committee provided identical components and all-fresh (no dried or treated) plant material, not known in advance to each exhibitor. Exhibitors were required to use the container provided and a minimum of 3 of the provided components to create a design of any type or style. They were staged on black open columns with a rectangular top 15 inches x 24 inches, 42 inches tall provided by the committee. Design width not exceed 24”. No height restrictions. Design was viewed from all sides and created on-site on Tuesday, June 12, in 90 minutes or less, between 3 and 5 pm.



***None of the exhibitors had ever entered a Challenge Class and all exhibits in this class scored 90+.***

Material provided included 5 beaded mindolino, 15 mindolino, 5 variagated *Aralia* leaves, 5 variagated *Aspidistra* leaves, 5 curly willow branches, 3 *Allium*, 5 spider mums, a green and a purple napkin.

**Bottom Right:** Section K Class 54 “Relaxing Stroll” A design of any type or style in which all plant material used must be fresh. Non-plant material may be used. To be staged on a table in a space 29 inches deep x 32 inches wide x 40 inches tall. Exhibitor to provide staging panel and underlay. In this class the entries were staged back to back. The other two entries in this class are shown on pages 8 (Tri-Color Award) and 9 (Show Chairman’s Award).



## Staging Overviews

### Division II Design – Section K “Nature’s Colors” Class 55



Left: Section K Class 55 “Picnic by the Pond” A functional Alfresco table design for two (*HB* p. 76), for dining outdoors with any degree of formality. All plant material used must be fresh. Staged on a table 19.5 inches deep x 30 inches wide and 28 inches tall, provided by the Committee and skirted in black. Designer may provide additional table covering.

To maximize space the functional tables did not permit walking between tables but this did not inhibit the ability to view designs from all sides.

## Staging Overviews

### Botanical Arts Section L “Ooohs and Ahs” Class 56

**Right:** Section L. Class 56. “Topping it Off” A decorated ladies hat adorned with fresh and/or dried plant material. Staged atop a life-size Styrofoam mannequin head on a white pedestal 20 inches in diameter, provided by the Committee.





**Botanical Arts Section L “Ooohs and Ahs” Classes 57, 58 & and  
Section M “I Dream of Jeannie” Class 59**

**Right Top:** Section L Class 57. “Stepping Out” A decorated ladies shoe adorned with fresh and/or dried plant material. Shoe provided by Committee. Staged on an acrylic stand provided by the Committee.



**Right Center:** Section L Class 58. “Setting Pretty” A set of 4 decorated Napkin Rings adorned with fresh/and or dried material. Napkin rings provided by exhibitor. Staged on a table atop a round royal blue place mat 15 inches in diameter provided by the Committee.



**Bottom Right:** Section M Class 59. “My Dream Garden” A Fairy Garden, a miniature landscape/scene, all types of accessories permitted.



## Staging Overviews

### Division IV Special Exhibits

This section filled an entire wall as shown below. Each using black table covers for design unity.



## Other Features



**Left:** The original artwork for our show was on display and offered for purchase by Silent Auction. The Artist donated the proceeds to Dorechester Garden Club.

**Below:** Our theme continued with our Judges gifts, a set of garden shears.



## Publicity

We are fortunate to have two local papers. Both carried feature articles publicizing the Flower Show. The pictures and text filled 1/3 of the page in the newspaper.

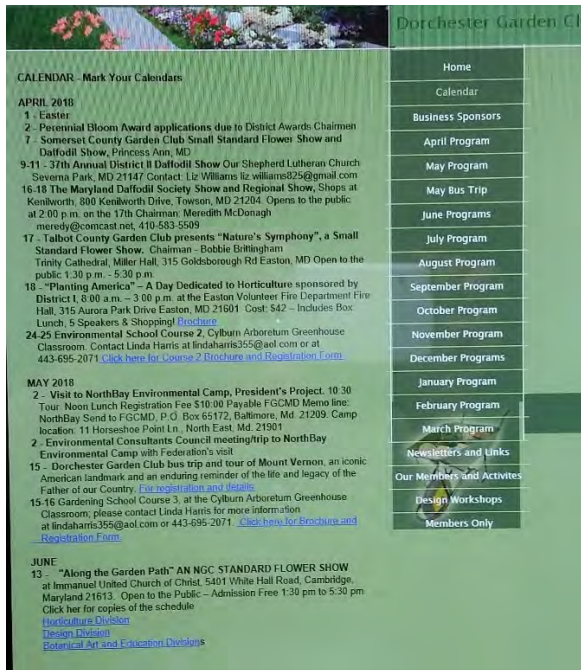
**Below:** The Dorchester Banner, Friday, June 6, 2018



**Below:** The Star Democrat, Friday, May 29, 2018



**Below:** Dorchester Garden Club's Website carried the show on the calendar for three months. It also had downloadable copies of the schedule and required forms.

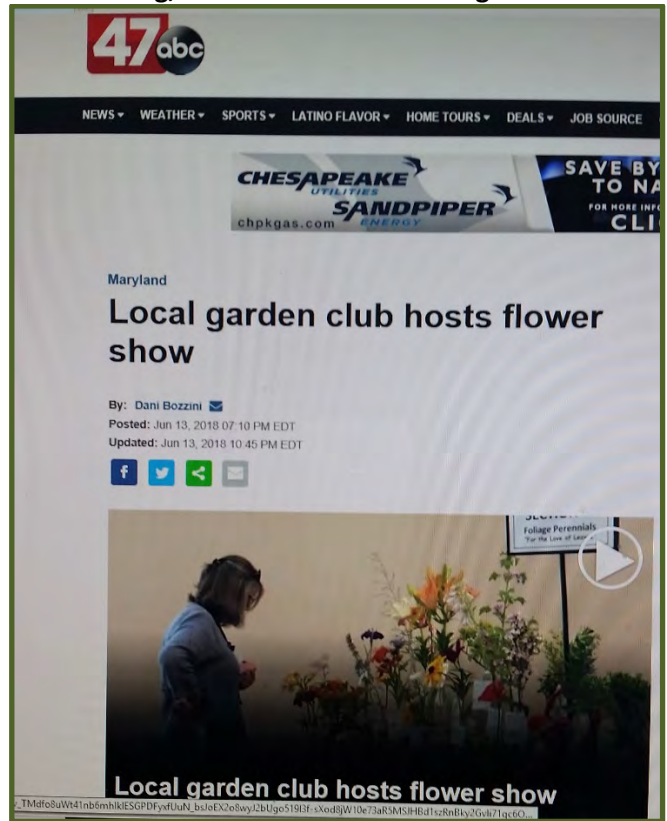


**Below:** The event was listed on the Club's Facebook Page



**Not Shown:** FGCMMD Website. The show was listed on this website for six months

We received wonderful news coverage from the local ABC news affiliate. They featured stories on their newcasts in the morning, at noon and that evening.



**Other Activities:**

- March 7, 2018– Announced at the District I Annual Meeting
- March 27, 2018 – Announced at the State Annual Meeting
- April 18, 2018 – Announced at the District’s Horticulture Workshop
- Month of May – 50+ flyers posted in local businesses

The Church had a billboard sign on the highway that announced the show date and hours.

