

The National Gardener

Winter 2016



THE LESLIE E. TASSELL
ENGLISH PERENNIAL
& BULB GARDEN

FREDERICK MEYER
GARDENS





Garden Club

Insurance

Liability Plus \$315.00

Bonding Plus \$83.00

Directors & Officers Liability Plus \$88.00

Accident Medical Plus \$123.00

Property Plus \$112.00

rvnuccio.com or 1-800-567-2685

Underwritten by



RVNA
RV NUCCIO & ASSOCIATES, INC.



The National Gardener

Winter 2016
Vol 87, No 1

Quarterly Journal of National Garden Clubs, Inc.

National Garden Clubs, Inc.

6,000 Garden Clubs
200,000 Garden Club Members
50 States and the National Capital Area
70 National Affiliate Member Organizations
300 International Affiliate Member Organizations

Sandra H. Robinson, President
960 Maple Grove Road, London, KY 40744-8955

The National Gardener

Susan Davidson, Editor
102 South Elm Avenue, St. Louis, MO 63119
Ph: 314-968-1664; susand102@charter.net
Direct all **advertising inquiries** to the
TNG Editor, Susan Davidson
TNG Circulation, 4401 Magnolia Avenue,
St. Louis, MO 63110; 314-776-7574

NGC Headquarters

Monday-Friday 9:00 am — 4:30 pm CST
4401 Magnolia Avenue, St. Louis, MO 63110
Tel: 314-776-7574 Fax: 314-776-5108
E-mail: headquarters@gardenclub.org
Internet: www.gardenclub.org

Michelle Smith, Ext: 14; Executive Director
Gabby Moynihan, Ext: 17; Member Services Manager
1-800-550-6007 - Orders Only, Please
Bill Trapp, Ext: 12; Accountant
Chris Schmidt, Ext: 11; Accounting Assistant
Kathy Romine, Ext: 15; Administrative Assistant
Katie Roth, Ext: 10; Schools Secretary

The National Gardener (ISSN: 0027 9331) (USPS: 595-500) is published quarterly by National Garden Clubs, Inc., 4401 Magnolia Avenue, St. Louis, MO 63110-3492 U.S. Subscription Rates: 1 year: \$8; 3 years: \$21. Foreign Subscription Rates: 1 year: \$18; 3 years: \$36. 1 year subscription outside continental U.S., including AIR MAIL: \$36; 3 year subscription outside continental U.S., including AIR MAIL: \$88. Change in name/address - \$1. Single copy - \$2. Postmaster: Send address changes to *The National Gardener*, National Garden Clubs, Inc., 4401 Magnolia Avenue, St. Louis, MO 63110. Periodicals postage paid at St. Louis, MO. Send all subscriptions, changes of address and inquiries to: Circulation Department, NGC, 4401 Magnolia Avenue, St. Louis, MO 63110-3492; Telephone: 314-776-7574

Table of Contents

Navigating the NGC Website _____	3
NGC 87th Annual Convention _____	4
What Can You Do About Invasive Plants ___	17
Blue Star/Gold Star Markers _____	20
Natural Disaster USA Fund _____	22
Recycling _____	22
NGC Schools News _____	24
Endangered Species _____	26
Environmental Studies Schools Updates ___	28
Million Pollinator Garden Challenge _____	29
Flower Show Schools _____	30
NGC Proposed Bylaw Amendments _____	34
Standing Rules Changes _____	35
NGC Schools and Courses _____	36
Landscape Design Schools _____	38
NGC Roster Changes _____	38
Urban Greening _____	39

The Cover

Bloomin' On The Grand

The Meijer Gardens and Sculpture Park,
Grand Rapids, Michigan

Photo Courtesy of ExperienceGR

President's Message

"Leap Into Action"

*The best time to plant a tree was 20 years ago. The second best time is now.
~Chinese Proverb*

It is never too late to grow, to accomplish your dreams, to achieve your goals. The best time may have been in the past but now is the next best time to start. We are all guilty of lamenting lost opportunities while not recognizing the power of now. Now is the best time to "leap into action."

Gardeners understand the value of planning for a successful crop or harvest. Designers understand the elements and principles of art and arrange the components accordingly for their award-winning designs. Life and success also require action to grow, learn, and make a difference. My grandfather often said that the most valuable thing we leave behind is the way we made others feel, the difference we made in their lives, and how we help them achieve success.

We, as gardeners, have the choice to make a difference. It is easy to get caught up in the rat race and forget our original goals. Our clubs often fail to realize the difference they are making in the community and in the lives of the youth. Garden club members are planters, designers, educators, promoters, visionaries, conservationists, preservationists, environmentalists, nurturers, advocates, leaders, and dreamers. We realize the obligation we have to connect today's youth with the natural world and to leave a legacy for future generations. We have the desire to make a difference and



impact the world in a positive manner.

Careers in agriculture and its sub-disciplines offer opportunities for many students. NGC proudly offers scholarships to students majoring in agronomy, floriculture, horticulture, landscape design, environmental concerns, and numerous other related fields. The sad truth is fewer and fewer students are studying horticulture. Is horticulture a withering field in the

United States? Many colleges and universities have combined their departments as a result of lower enrollment trends.

The public perceives horticulture as requiring no higher education and few, if any, skills. The truth is horticulture is a knowledge-based, intensive, vitally important industry. Horticulture affects how we use and dwell in outdoor spaces. It is diverse, global, constantly changing, and challenging. The loss of the personal connection to the land needs to be addressed to halt the trend. Action is required to move forward. Older generations need to introduce younger generations to the joy and satisfaction achieved through working with the soil and plants.

On the recent NGC tour of the Galápagos Islands and Peru we saw many young people passionately working to make a difference and preserve the heritage of their lands. Life is constantly changing, just as our gardens change with the seasons. We

must prepare the soil so others will recognize the importance of gardening. We need to plan for the variables along the way and give the care necessary to ensure success.

Maybe we failed to plant the tree 20 years ago, but today is a new day filled with possibilities. Garden clubs tend their gardens, work with the youth, and look to the future while planting trees. Now is the best time to grow.

Sandra A Robinson



NGC Website

There has been some discussion that members are having difficulty navigating the NGC website. Here are some tips:

1. All Project information can be accessed by clicking on "Projects" on the home page. In the drop-down menu will be President's Projects, Ongoing Projects, and Outreach Projects. The President's Projects, a group of special projects, are listed as "Service in Action." The individual projects (Crown Bees Bee Gap, Bee a Wildlife Action Hero, Monarch Watch, Leap Into Leadership, and The Frightened Frog) are listed separately as well. Each project has its own page with information on awards, as well as a link to the Special Projects Award Application. **Please be aware that award applications for these projects are due no later than March 15.**

2. Consider sending photos about garden club events (with caption information) and projects in your area to the **NGC Facebook page**. Send to Yvonne McCormick (yvonne@mail.iastate.edu) or Phyllis White

(gardens@bresnan.net). You may also share photos with NGC Flickr; send to Carol Norquist (norquist@alaska.net).

3. Our Pinterest site is up and running. Pin your gardening information, floral designs, and other items of interest to our Pinterest boards. Thanks to Phyllis White for creating and updating NGC's Pinterest boards.

4. Remember that the user name is **member** and the password is **flight**. Sign in to Members and you will find on the Members page links to issues of *The National Gardener*, as well as other information and documents that members may need.

5. At the top of the website page, along with sign-in links for Members and Boardmembers, is a link to the **Forms Library**, where all forms needed for schools, awards, and more are stored. Also, there are the icons for linking to Facebook and Twitter. Forms for awards and schools, as well as forms for other submissions, are also listed on the pages for awards and schools.

6. **Technical Tips:** Occasionally, forms cannot be filled out in a browser window, so it is always better to download it and save it to your computer. You should not have trouble filling it out there, saving it, and then sending it as an attachment to an email. If you use Internet Explorer, make sure it is the latest version. Older versions are not always compatible with our forms and/or documents.

And, as always, make sure your Adobe Reader is the latest version! Updates are free.

—**Poss Tarpley**, *NGC Webmaster*

NGC Mission Statement

NATIONAL GARDEN CLUBS, INC. provides education, resources, and national networking opportunities for its members to promote the love of gardening, floral design, and civic and environmental responsibility.

Welcome



This is your personal invitation to register for and experience “Bloomin’ On the Grand” the first week of May 2016. It’s our 87th Annual NGC Convention and our pledge to you is that this will be the most dynamic, educational, and fun convention yet. Your convention planning committee is dedicated to making this “the WOW” convention of the century as we help observe the centennial celebration of our National Parks Service.

We have assembled world-class event speakers, entertainment, seminar instructors, and workshop facilitators, plus an extensive team of fellow garden club members to assist you with virtually every need during

the convention. There are well over 200 individuals dedicating themselves to your Grand Experience.

No way can the three of us do this by ourselves. It has taken a commitment of many people, ranging from our National President, Sandy Robinson, to the NGC Board, its national staff, and the Michigan Garden Clubs Board. It’s only the begin-

ning; it takes a committed team of individuals to chair the multitude of committees and assignments, including corporate sponsors, staging, registration, vendor support, lighting, sound, transportation, floral designers, hostesses, and table-design creators.

Of course, it represents each of our 177 garden clubs in Michigan, plus service providers, starting with the support of the Grand Rapids Visitors and Convention Bureau. The cooperation we have experienced working with the dedicated staff of the Amway Grand Plaza Hotel certainly qualifies it for a 5-star rating for hosting major events. You will find lots more information on Grand Rapids and the convention at www.experienceGR.com/ngc.

On the following pages you will find the tentative schedule, Tri-Refresher information, bios on our speakers, workshop facilitators, seminar leaders, and brief descriptions of educational and enjoyable tours for members and guests. And finally, the most important passport to your WOW convention is the registration form. Thanks to all; we are looking forward to meeting you at “Bloomin’ On the Grand.”



Leaders of the 2016 NGC Convention: (from left): Marge McGoff, chairman; and vice chairs, Sharon Yantis and Carol Brodbeck.

Tours

Tour A: Michigan State University Horticulture Gardens

Tuesday, May 3; 10:45 a.m. — 4:00 p.m.

Our tour to East Lansing, Michigan, will focus on MSU's Arboretum and gardens. These are listed in the top "50 Most Amazing University Botanical Gardens and Arboreta in the U.S." The 14 acres of diverse gardens beg your exploration. Our first stop is at the Arboretum, which has been called a "learning experience in the making" because it lets students refine their skills and visitors to take home gardening ideas. Dr. Art Cameron and Dr. Vance Baird will lead an educational discussion during the visit before you enjoy lunch in the Conservatory. After lunch, you will have time to explore the gardens individually. This is a great photo-op, so bring your camera. One must-see stop before heading back to Grand Rapids is the Broad Art Museum, a contemporary museum devoted to the exploration and exhibition of significant art from around the world.



Tour B: Park Congregational Church and Meyer May House

Tuesday, May 3; 8:45 a.m. — 3:15 p.m.

Explore historic downtown Grand Rapids and experience the Park Congregational Church, which was founded in 1868, and became known as "Park Church" for its proximity to Veterans Park across the street. The famous Tiffany stained-glass windows were installed between 1904 and 1938. You must see the beautiful restoration work and the new 104-rank pipe organ. After viewing the church, your guide will narrate the Heritage Hill district, which encompasses more than 1,300 homes dating back to 1843. Styles range from Greek Revival to Prairie, and a Frank Lloyd Wright design. The Meyer May House (at left), called "Michigan's Prairie Masterpiece," has been fully restored by the international office furniture company Steelcase. Following your tour, enjoy lunch at Women's City Club, where you'll eat in Desdemona's Dining Room, named after the first lady of the house.



Tour B-1: From Garden to Table

Tuesday, May 3; 10:30 a.m. — 11:45 a.m.

Renowned chef **Josef M. Huber**, executive chef of the Amway Grand Plaza Hotel, presents a world-class culinary demonstration topped off with taste-tempting samples of garden produce fit for the “queen’s” table. Chef Huber oversees a team of more than 100 professional culinary operations for three luxury hotels. He is internationally known for combining multi-ethnic cuisine with traditional cooking to bring forth a tour-de-force for the palate. Huber won the Chef of the Year award from the Michigan Hotel and Tourism Association, and has orchestrated the development of a culinary brigade that eventually earned the first-ever AAA Five-Diamond restaurant rating in Michigan, in 2013. His recipes have been featured in a wide range of publications around the world. (Minimum attendance required)



Huber oversees a team of more than 100 professional culinary operations for three luxury hotels. He is internationally known for combining multi-ethnic cuisine with traditional cooking to bring forth a tour-de-force for the palate. Huber won the Chef of the Year award from the Michigan Hotel and Tourism Association, and has orchestrated the development of a culinary brigade that eventually earned the first-ever AAA Five-Diamond restaurant rating in Michigan, in 2013. His recipes have been featured in a wide range of publications around the world. (Minimum attendance required)

Tour C: Meijer Gardens & Sculpture Park

Wednesday, May 4; 9:30 a.m. — 4:00 p.m.

Discover the beauty of the nationally



known botanical gardens and sculpture park right within the city of Grand Rapids. With more than 600,000 visitors annually, it has been named one of the most significant sculpture experiences in the Midwest and is an emerging worldwide cultural destination. This park is home to the da Vinci-inspired 24-foot tall sculpture, The American Horse, and 200 other famous sculptures. Frederick Meijer Gardens has over 30 acres of beauty, which you will get to see via a narrated tram tour. Don't miss out on exploring the newly opened Japanese Gardens, where tranquility meets beauty and simplicity! A lunch voucher will be included to dine at the Taste of the Gardens Café, where local products are emphasized, and a seasonally inspired menu is featured daily.



Tour C-1: Amway World Headquarters

Thursday, May 5; 8:30 a.m. — 11:00 a.m.

This is a great opportunity to tour one of the most successful companies in the world. You'll have the chance to enjoy more than 24 interactive exhibits and 160 videos that tell the story of Amway in an informative and exciting way. On this tour you'll Experience Leadership, Experience Wellness, Experience History, and Experience Amway.

Tour D: Tulip Festival

Saturday, May 7; 8:00 a.m. — 5:00 p.m.

Every year, people from across the Midwest and around the world look forward to spring in Michigan. It is the ideal time to participate in the Tulip Time Festival, in Holland, Michigan. This small town holds the largest tulip festival in the world! More than 4.5 million tulip bulbs are planted in



dunes, and pristine beaches. The tour continues with a stop in Traverse City, “The Cherry Capitol of the World.” Besides being recognized as the largest producer of tart cherries in the U.S., Traverse City holds bragging rights for its freshwater beaches, vineyards, downtown restaurants, and shops, where lunch will be on your own. Hugging the Lake Michigan shoreline, we work our way to Mackinaw City and a short ferry ride to the island, where cars are banned—all you’ll hear are the melodic sounds of

city parks, public attractions, and along city streets. Your local “Dutch” guide will share information about the festival, which began in 1929 to celebrate Dutch heritage. A visit to Windmill Island Garden, as well as the Veldheer Tulip Garden, and the Wooden Shoe Factory, are must-visit venues while in Holland. Lunch will be hosted by the Holland Garden Club—in costume. You’ll want to snap a photo of the traditional Dutch dancers. It is exciting to note that Holland, Michigan, has been named the winner of the 2016 “America In Bloom” award in the mid-sized Circle of Champions Category.

Tour E: Northern Michigan

Saturday, May 7 - Sunday, May 8;
Leave 7:00 a.m. Saturday; Return to hotel Sunday, arriving 4:00 p.m.

In a thumbnail, this fantastic tour includes the Sleeping Bear Dunes National Shoreline, Traverse City, and Mackinac Island. Stepping back in time, you will experience “The Most Beautiful Place in America,” as “Good Morning America” described Sleeping Bear Dunes, on the shoreline of the largest of the Great Lakes. Our interpreter, from the National Park Service, will explain the natural lakeshore features of forest,

horses’ hooves transporting guests around the island, the historic fort, and downtown, known for its famous Mackinaw fudge. The infamous Grand Hotel, with 385 guest rooms (no two alike), will be home for the night. Here you will experience superior hospitality, including a five-course meal and complete breakfast. Before heading back to the mainland, you will enjoy a tour of the Grand Hotel gardens.



Spouses & Guest Tours

(space limited)



trend is the blending and roasting of selected coffee beans. It is big business, as we will learn on this tour, starting at Ferris Coffee & Nut, where samples will be available. Then on to Grand Rapids Coffee Roasters, where the owner will give a detailed presentation of this growing business. Another emerging beverage industry—micro-breweries—is exploding on the scene in the state, and you will tour a couple of the recent local entries. Your luncheon

Tour F: Gilmore Car Museum

Thursday, May 5; 8:30 a.m. — 5:00 p.m.

It's as if you entered a time machine and were transported back for a historical ride in the automobile. The Gilmore Car Museum, located in Hickory Corners, Michigan, houses one of Michigan's largest collections of automotive history. A short motor-coach ride from Grand Rapids will take you to this 90-acre historic campus, home to more than 400 vintage automobiles, ranging from an 1899 Locomobile to the classic Duesenberg, the elusive Tucker '48 to the Model T, plus you will see a building full of motorcycles. You'll recall visions of yesteryear when visiting the 1930 replica Shell Service Station, which houses a vast collection of memorabilia from the days when gas was only 18 cents a gallon. Lunch will be at George & Sally's Blue Moon Diner, which first opened in 1941, in Connecticut, then was moved to this location and meticulously restored in 2004.

Tour G: The New Beverage Industry

Friday, May 6; 8:15 a.m. — 4:30 p.m.

Coffee in the morning is the "quick-starter" for millions of people, and we have often learned about the growing and harvesting of the prized coffee bean. But the more recent

speaker will enlighten you to this new far-reaching industry and discuss its impact nationwide. Samples will be provided.



*I like to walk on fresh fallen snow
The kind that whispers and speaks.*

*It sings a song as I walk along
With crackles and scrunches and squeaks.
Jackets and sweaters, Stockings and boots
Snug hats and mittens, Warm woolen suits
All bundled up and ready to go
Out of the house to play in the snow
Although I feel clumsy in all of these clothes
I am so happy whenever it snows!
~Ogden Nash*

*******FLASH NOTICE*******

NATIONAL FLOWER ARRANGERS

HITOMI WORKSHOP CHANGED

To

MONDAY, MAY 2, 2016

At

3:30 PM To 5:30 PM

Design/Dinner: Tuesday, May 3, 2016

Remains the same as Previously Advertised

Cash Bar: 6:15 pm Dinner: 7:00 pm

NEW DEADLINE: APRIL 12, 2016; PAYABLE TO: NFA

WORKSHOP: MEMBER: \$120.00 _____

NON-MEMBER: \$135.00 _____

DESIGN/ DINNER: MEMBER: \$75.00 _____

DESIGN/DINNER: NON-MEMBER: \$85.00 _____

Mail to: Betty Cookendorfer, 10659 New Biddinger Rd., Harrison, OH 45030
bcooken@aol.com (513)367-9379

Name _____

Address _____

City _____ State _____ Zip _____

Tele.# _____ Email: _____

List Dietary Concerns _____

Early Registration Deadline: December 15, 2015; Payable to NFA

Appeared on Previous Flyer

Workshop: Member: \$100.00 _____ Non-Member: \$110.00 _____

Design/Dinner: Member: \$70.00 _____ Non-Member: \$80.00 _____

National Garden Clubs, Inc. 87th Annual Convention
Bloomin' on the Grand Grand Rapids, Michigan

May 2-6, 2016

Tentative Schedule

Monday, May 2

7:45 a.m.- 8:15 a.m.	Tri-Refresher - Meet at Amway Grand Plaza Hotel @ Lyon St.- Side Entrance
8:30 a.m. - 5:30 p.m.	Tri-Refresher - Meijer Gardens
8:30 a.m. - ALL DAY	Handbook Flower Show Schools Revision Committee Meeting
Noon to 6:00 p.m.	Registration Opens for all Convention attendees 2nd Floor Concourse
Noon	Credentials 2nd Floor Concourse
8:00 a.m.	Storage Area Available Behind Registration
8:00 a.m.	Floral Room Available
3:30 p.m. - 5:30 p.m.	National Flower Arrangers Workshop

Tuesday, May 3

8:00 a.m.	Floral Room Available
8:00 a.m. - Noon	Storage Area Available Behind Registration
8:00 a.m. - Noon/1 p.m. – 5 p.m.	Registration Open 2nd Floor Concourse
8:00 a.m. - Noon/1 p.m. – 5 p.m.	Credentials Desk Open 2nd Floor Concourse
8:30 a.m. - 11:30 a.m.	Finance Committee
10:30 a.m. - 11:45 a.m.	"From Garden to Table" - featuring Chef Josef M. Huber
Noon - 1:30 p.m.	Luncheon: PH&E Trustees, Finance, Organization Study Committees
1:45 p.m. - 3:45 p.m.	Organization Study Committee
3:00 p.m. - 5:00 p.m.	Scholarship Committee
3:30 p.m.- 4:30 p.m.	International Affiliates
4:00 p.m. - 5:15 p.m.	PH&E Trustees Meeting
4:30 p.m. - 6:30 p.m.	International Affiliates Activities Committee
6:00 p.m.	Executive Dinner (Invitation only)
7:00 p.m.	National Flower Arrangers Dinner with Design Program

Wednesday, May 4

6:30 a.m. - 7:30 a.m.	Photo Shoot for Photography Workshop led by Arabella Dane
8:00 a.m.	Office/Information Desk Open Available
8:00 a.m.	Floral Room Available
8:00 a.m.	Storage Area Available
8:00 a.m. - Noon/1 p.m. - 5 p.m.	Registration Open 2nd Floor Concourse
8:00 a.m. - Noon/1 p.m. - 5 p.m.	Credentials Desk Open 2nd Floor Concourse
8:30 a.m. - 11:45 a.m.	Executive Committee
8:30 a.m. - 11:45 a.m.	Flower Show Schools Committee
9:00 a.m.	Educational and Commercial Exhibits Setup Center Concourse
9:00 a.m. - 10:00 a.m.	Youth Committee
9:00 a.m. - 11:45 a.m.	Vendor Set up
9:00 a.m. - 10:00 a.m.	Environmental Concerns/Conservation Committee
10:00 a.m. - 12 Noon	Educational Schools
10:00 a.m. - 12 Noon	Future Conventions Committee/Credentials/Protocol & Resolutions
Noon	Vendors Open
Noon - 1:30 p.m.	Luncheon for Executive & Flower Show Schools Committees
1:00 p.m. - 4:00 p.m.	Nominating Committee
1:00 p.m. - 3:00 p.m.	Awards Committee
1:00 p.m. - 2:30 p.m.	Gardening Study Schools Committee
1:45 p.m. - 3:30 p.m.	Executive Committee - resumes
1:45 p.m. - 2:45 p.m.	Flower Show Schools Committee - resumes
2:30 p.m. - 4:00 p.m.	Landscape Design Schools Committee
3:00 p.m. - 5:00 p.m.	Communication (Print) and (Non-Print) Committees
3:00 p.m. - 5:00 p.m.	Outreach/Continuing Projects Committee
3:00 p.m. - 5:00 p.m.	Membership Committee
3:00 p.m. - 4:30 p.m.	Gardens Committee

3:30 p.m. - 4:45 p.m.	Future Fall Boards Committee/Credentials/Protocol/Resolutions	
3:30 p.m. - 4:30 p.m.	NGC President's Special Projects Committee	
3:30 p.m. - 4:30 p.m.	Golden Circle Committee	
3:30 p.m. - 4:30 p.m.	Liaison Committee	
4:00 p.m. - 5:30 p.m.	Environmental Studies Schools	
4:00 p.m. - 5:30 p.m.	Horticulture Committee	
4:00 p.m. - 5:00 p.m.	"Frightened Frog" Workshop, Lynne Ehnert, Youth Chairman & Committee	
4:00 p.m. - 6:00 p.m.	Photography Workshop – with Arabella Dane	
4:45 p.m. - 5:30 p.m.	Leap into Leadership Committee	
5:00 p.m. - 6:00 p.m.	International Affiliates	
5:00 p.m. - 6:00 p.m.	International Affiliates Flower Show Schools Committee	
5:00 p.m.	National Life Members Rehearsal for Banquet	Ambassador Ballroom
6:00 p.m. - 7:00 p.m.	Cocktails (Cash Bar) Event Foyer	
7:00 p.m. - 10:00 p.m.	Life Members Banquet	Ambassador Ballroom
8:00 p.m. - 9:00 p.m.	Three Men & a Tenor – Entertainment	


Thursday, May 5

6:30 a.m. - 7:15 a.m.	Habitat for Humanity Walk – Diane Dawson, Chairman	
8:00 a.m. - 9:15 a.m.	Breakfast: Region Directors and State Presidents	
8:00 a.m.	Office Available	
8:00 a.m.	Floral Room Available	
8:00 a.m.	Storage Room Available	2nd Floor Concourse
8: a.m. - Noon/2:15 p.m. - 5 p.m.	Registration Open	2nd Floor Concourse
8: a.m. - Noon/2:15 p.m. - 5 p.m.	Credentials Desk Open	2nd Floor Concourse
9:00 a.m. - 7:00 p.m.	Educational & Commercial Exhibits Open	Center Concourse
9:00 a.m. - 7:00 p.m.	Vendors Open	2nd Floor Concourse
9:30 a.m. - 11:45 a.m.	Board of Directors Meeting	Pantlind Ballroom
Noon - 2:00 p.m.	Opening Luncheon - Dr. Douglas Tallamy, Keynote	
2:15 p.m. - 3:30 p.m.	Convention Opening/Business Meeting	Pantlind Ballroom
4:00 p.m. - 6:00 p.m.	"Leadership Workshop" - Robin Pokorski, NGC Chairman	
4:00 p.m. - 5:00 p.m.	"Containers OF Personality" Seminar - Carol Brodbeck	
4:00 p.m. - 5:00 p.m.	"New Introductions," Proven Winners Seminar - Barbara Balgoyen, Walters Garden, Zeeland, MI.	
6:00 p.m. - 7:00 p.m.	Cocktails (Cash Bar)	Event Foyer
7:00 p.m. - 10:00 p.m.	Design Banquet	Ambassador Ballroom

Friday, May 6

7:30 a.m. - 8:45 a.m.	Breakfasts: for 8 Regions and International Affiliates	
8:00 a.m.	Office Available	
8:00 a.m.	Floral Room Available	
8:00 a.m. - Noon	Storage Area Available	2nd Floor Concourse
9:00 a.m. - Noon/2 p.m. - 5 p.m.	Registration Open	2nd Floor Concourse
9:00 a.m. - 5:00 p.m.	Educational and Commercial Exhibits	2nd Floor Concourse
9:00 a.m. - 5:00 p.m.	Vendors Open	
9:00 a.m. - Noon/2:15 p.m. - 5 p.m.	Credentials Desk Open	2nd Floor Concourse
9:30 a.m. - 11:45 p.m.	Business Meeting resumes	Ambassador East
Noon - 2:00 p.m.	Award of Excellence Luncheon &, Speaker, Ms. Theresa Pierno, President & CEO of the National Parks Conservation Assoc.	
	"Celebration of 100th Anniversary of National Parks"	
2:30 p.m. - 3:30 p.m.	Final Business Meeting	Pantlind Ballroom
4:00 p.m. - 5:00 p.m.	Bee Keeper Seminar – Meghan Milbrath, Coordinator, Pollinator Initiative	
4:00 p.m. - 5:00 p.m.	"What's New in Landscaping" Seminar – Mr. Tim Banfield, Outdoor Living, Inc.	
4:00 p.m. - 5:00 p.m.	"Impact of Climate Change" Seminar – Dr. Alan Steinman, Director, Annis Water Resources Institute, Grand Valley State University	
4:00 p.m. - 4:45p.m.	"Encouraging Our New Generation" Seminar - Robert Sollman	
5:00 p.m.	Vendors and Special Exhibits – Take Down	
5:00 p.m.	Awards Program Rehearsal for Banquet	Ambassador Ballroom
5:00 p.m. - 7:00 p.m.	Educational & Commercial Exhibits Take Down	Center Concourse
6:00 p.m. - 7:00 p.m.	Cocktails (Cash Bar)	Event Foyer
7:00 p.m.	Awards Banquet	Ambassador Ballroom

Speakers



Opening Luncheon

Thursday, May 5

Dr. Douglas Tallamy—Keynote Speaker

Doug Tallamy is a professor in the Department of Entomology and Wildlife Ecology at the University of Delaware, where he has authored 84 research publications and has taught Insect Taxonomy (the science of classification), Behavioral Ecology, Humans and Nature, Insect Ecology, and other courses for 34 years. Chief among his research goals is to better understand the many ways insects interact with plants and how such interactions determine the diversity of animal communities. His book, *Bringing Nature Home: How Native Plants Sustain Wildlife in Our Gardens*, was published by Timber Press, in 2007, and was awarded the 2008 Silver Medal by the Garden Writers' Association. *The Living Landscape*, co-authored with Rick Darke, was published in 2014. Among his awards are the Garden Club of America Margaret Douglas Medal for Conservation and the Tom Dodd, Jr. Award of Excellence.

Tri-Refresher

At the 87th Annual NGC Convention
(ESS, GSS & LDS)

Monday, May 2, 2016
Grand Rapids, Michigan
State Chairmen:

Lynn Dinvald & Nancy Higgins
Phone: 269-343-3827

Award of Excellence Luncheon and Recognition of our National Parks

Friday, May 6

Theresa Pierno is President and CEO of the National Parks Conservation Association.

As President and CEO of NPCA, Theresa Pierno oversees all functions of this independent, nonpartisan organization, established in 1909, just three years after the establishment of the National Parks Service. She was named to this position in 2015, having joined the organization, in 2004, as NPCA's Vice President of Regional Operations. The function of this organization is to address major threats facing the



National Parks System and to help ensure these valuable natural resources remain unimpaired for future generations.

Ms. Pierno, the first female to hold this position, has made significant organizational changes to help ensure the financial strength of the Association. Her primary effort continues to be focused on the National Parks themselves. One of her major movements has been to organize, engage, and inspire new park stewards and advocates. As such, she has formed a new group of young rangers, civil servants, public land advocates, educators, students, and activists with a desire to lead our national park advocacy efforts into the future.



Life Members Banquet

Wednesday, May 4

Entertainment by Three Men and a Tenor

You will have a life-time experience at this year's Life Members Banquet on Wednesday evening. The WOW experience features the powerful and engaging entertaining vocal group, Three Men and a Tenor. This group presents great pop music, and when combined with their quick-witted humor and likeability, you will long-remember their performance. This group has performed on stages with the likes of Jay Leno, The Beach Boys, Lee Greenwood, Chuck Berry, and Dionne Warwick. Our entertainers have performed in concert on musical stations in Los Angeles, Minneapolis, Boston, Miami, Las Vegas, and Nashville. Three Men and a Tenor has performed at more than 2,500 concerts and events in their 24-year history. They have twice toured Germany to entertain the troops and their families at over 15 different U.S. military bases, and have sung at the bedsides at Landstuhl Hospital of wounded soldiers who had just arrived for medical treatments from the front lines of battle in Iraq and Afghanistan. To top it off, this group has been twice voted "The Best Entertainment in Michigan" by the Michigan Meetings and Event Planners.

Made in the USA

100% Stainless Steel Plant Markers

www.kincaidgardens.com

info1@kincaidgardens.com

Call us 816-324-4931

Discounts Available for Garden Clubs and Members



Design Program

A Special WOW Experience

One of the most spectacular events a person can experience and enjoy in Michigan is the setting sun reflecting across Lake Michigan in the springtime. A similar WOW experience will be on the agenda for Thursday evening during the Designer Banquet. It is the traditional Design Program featuring a number of talented Michigan Designers. They will create dynamic, powerful, and artistic designs for you. The individual designers and the theme for the evening are being kept under wraps—at least for now! However, they will be among the best of Michigan, and the theme will be pulled from "The Envelope Please" prior to the April 1 registration deadline. The WOW designs will be showcased in the spotlight as a "Red Carpet" experience. Don't miss it; and bring your camera to capture your own memories and selfies to share with families and friends when you return home.

Seminars

The Frightened Frog

Wednesday, May 4 4:00 - 5:00 PM
Lynn Ehert, Chairman of NGC Youth Committee



Lynn's committee presentation reflects the book, titled *The Frightened Frog, An Environmental Tale*, written by Brenda Moore, and Jean

Ohlmann, illustrated by Emily Lackey, and sponsored by National Garden Clubs, Inc. The primary purpose of the presentation is to assist adults to effectively utilize this teaching aid for young people. The book helps illustrate the environmental impact on human life and all creatures. Lynn also will share how the book is a useful tool for school teachers, librarians, even parents and grandparents.

Photo Workshops

May 4 6:30 AM & 4:00 PM
Two-part Photography Workshop
Arabella S. Dane



Pack your camera and come prepared to learn how to make the camera an important part of your garden club experience. There will be an early morning workshop to help you become reacquainted with your camera followed by a walking photography safari and instructional photo-shooting session. You will explore timely topics and photographic techniques, all this near the convention center. The afternoon session follows the Meijer Garden Tour, where additional photos may be taken. In this session, Arabella will offer ways to improve and share your shooting techniques for higher quality photos worthy of showcasing another artistic media in a Flower Show Schedule. Her credentials are impressive; She is an active member on NGC's Board of Directors, a Master Flower Show Judge, and founder of GCA's Photography Study Group and is a Photography Judge Emeritus. Arabella has lectured, exhibited, demonstrated, judged, and taught horticulture, photography, and flower arranging across the U.S. and abroad.

Containers OF Personality

Thursday, May 5 4:00 - 5:00 PM
Carol Sue Brodbeck

Some plants with "character" when planted in a unique container develop a personality of their own, such as "Can't do ANYTHING with my hair," "The High and the Mighty," "Tough Night," "It's a hit," or "If I can't dazzle her with my tail, I'll dazzle her with my tale." Let your imagination run wild as you contemplate what you will experience in this lively seminar. Be prepared to laugh and get novel ideas for making your own "Containers OF Personality."





Leadership Workshop

May 5
4:00 – 6:00 PM

Robin Pokorski

So, you are going to become a garden club officer! Congratulations. Now what do you need to know for the specific position? What to

do when dealing with a “difficult” member or bylaw issues, or if you’re faced with the need to increase membership? Hooray, this action-packed Leadership Forum is just for you. It will be fun but also filled with super ideas you can use in your club. Be sure to bring your pencil and paper to take copious notes. Robin speaks from experience, having served as President of California Garden Clubs, Inc. She has shared this “WOW” program with clubs throughout California and parts of Nevada. Now it’s your turn to enjoy and learn.

New Introductions

May 5 4:00 – 5:00 PM

Barbara Balgoyen from Proven Winners®

Perennials are easy to grow, drought tolerant, and low maintenance! Join self-proclaimed plant geek Barbara Balgoyen to learn how to incorpo-



rate perennials into your landscape. You will enjoy Barb’s genuine enthusiasm and excitement for the current 64 Proven Winners® Perennials and enjoy some beautiful photography as well. Barb is an avid gardener who has worked in the Green Industry for more than 35 years. Currently, she serves as customer service and technical support representative for Walters Gardens, Inc., the leading wholesale perennial grower in the U.S. While she enjoys learning about, and working with, all kinds of plants, her favorites are perennials, succulents, and unusual conifers.

More Flowers, More Food: The Pollinator-Plant Partnership

Friday, May 6 4:00 – 5:00 PM

Dr. Meghan Milbrath, Coordinator at MSU’s Pollinator Initiative

Dr. Milbrath, the coordinator of the Michigan Pollinator Initiative, at Michigan State University, is a highly sought-after presenter and lecturer for many academic and beekeeper events. She recently worked as a



postdoctoral research associate in the Entomology Department at MSU, studying honey bee disease with Zachary Huang and has taught queen bee rearing courses. She is an officer and

active member in several Beekeeping Associations and is the coordinator of the Northern Bee Network, an organization dedicated to promoting sustainable beekeeping in northern climates. Unquestionably, she’s hooked on bees.

What's New in Landscaping

Friday, May 6 4:00 – 5:00 PM

Tim Banfield "Outdoor Living, Inc."

Tim Banfield, a licensed Landscape Architect and NGC Accredited Instructor, will lecture on what is new and exciting in the arena of landscape design. The primary focus of his discussion is "trending topics relating to outdoor living spaces," specifically residential landscape design. In

his presentation, he includes other environmental and gardening topics, such as plant selection to enhance the overall landscape design. Tim is president and owner of Outdoor Living, Inc. and a licensed landscape architect with more than 30 years of experience. Tim has been a regular speaker for garden clubs and for NGC/MGC Schools throughout Michigan for over 20 years.

"Impact of Climate Change"

May 6 4:00 – 5:00 PM

Dr. Alan Steinman, Annis Water Resources Institute, Grand Valley University.



Dr. Steinman's presentation will involve a brief overview of climate change followed by focus on the impacts on water quality and water quantity. He will address major issues with freshwater, including deteriorating quality, the water-energy nexus, water supply, and conflict over water. During this presentation he will provide a brief overview of phosphorus as an essential element, how it moves through aquatic systems, its impact on algal blooms, and management strategies for control. Dr. Steinman has authored more than 150 articles and papers. He is Director and Professor of Water Resources at the Annis Water Resources Institute, and supervises the 70-person Institute, which is devoted to water resources and research. He also teaches graduate-level courses at Grand Valley State University.

"Encouraging Our New Generation"

May 6 4:00 – 5:00 PM

Robert Sollman




Robert has worked as an Agriscience teacher for 27 years helping more than 1500 students explore careers in agriculture and natural resources. His students have entered a diversity of careers in agriculture, natural resources, and other business and professional occupations. Robert has taught at the Sanilac Career Center for

20 years. Under his leadership, students have built a variety of facilities to provide a hands-on curriculum, including a 35-acre nature center called the E.A.R.T.H. Center, a Food Science Lab and Aquaculture Lab. He has always tried to show students the broad nature of agriculture through creative project-based education.

In 2010, he wrote and received a \$40,000 Secondary Challenge Grant from the United States Department of Agriculture. The grant, titled "Sustainable Communities through Sustainable Agriculture," is used to teach students entrepreneurial business management skills involving the production and marketing of locally grown, pesticide-free produce that are sold through farmers' markets in several communities.

**Convention Registration
Form Follows This Page.**

What Can You Do About Invasive Plants?

n invasive plant is a species that has adapted to areas where it has never grown naturally. Some have escaped from public gardens, but many were intentionally planted in private

gardens. They spread aggressively to overwhelm native plants and may destroy the habitats of native plants, insects, birds, fish, and animals. In the United States, over 1,000 invasive plant species are recognized as a threat to native plants and animals.

You may wonder what you can do to help control invasive plants. You can help through prevention, control, and education. Prevent new invasions by limiting your new planting to native or non-invasive landscape plants. No matter how attractive or exotic a new variety appears, make sure it is not invasive in your area. If there are undisturbed natural areas nearby, you can work with local conservation groups to protect them. Non-native plants can more easily colonize disturbed soils.

You can detect and control infestations on your property. Early detection is important because outbreaks are most easily controlled when they are small and the plants are young. Once they are detected, control the infestation by removing the plants entirely or preventing their spread outside your property. This may include pruning to prevent flowering and seed dispersal or cutting, mowing or using herbicide to prevent vegetative spread outside your property.

You can educate others about invasive plants. Make your friends and neighbors aware of the dangers of planting invasive plants or of allowing them to thrive. Ask local nurseries and garden shops to not sell

these species, volunteer in exotic plant removal projects, and request your local governments and public gardens use only non-invasive or native plants in urban and suburban landscapes.

—**Terry Kroke**, *NGC Invasive Plants Chairman*

Autumn Olive, *Elaeagnus umbellata*
The olive-shaped fruits are dry and mealy, yellow-red in color, and are produced in great quantities. These mealy fruits are readily eaten by many species of birds, which works to disperse its seeds.



Registration Form Deadline: April 1, 2016

Last Name _____ First Name _____
 Name for Badge _____
 Address _____
 City _____ State _____ Zip _____ Country _____
 Home Phone _____ Cell Phone _____
 Email Address _____ (Confirmation will be sent)
 State Garden Club _____ Region _____

Please check if any of the following designations apply for 2015-2017:

___ NGC Elected Officer ___ NGC Appointed Officer ___ NGC Board Member ___ State President
 ___ International Affiliate ___ Region Director ___ Guest ___ Spouse
 NGC Life Member # _____ New NGC Life Member since 2015 _____
 NGC Board Position _____

REGISTRATION FEE required for ANY function, including Tours

Members, Spouse, Guests for more than one event \$50 _____
 Michigan Garden Club attendees \$10 _____
 Members, Spouse, Guests for ONLY ONE EVENT \$10 _____

MEALS

Full-time attendee 5-meal plan: Opening Luncheon, Design Banquet, Region Breakfast,
 Award of Excellence Luncheon, and Awards Banquet\$265 _____
 May 3 - Luncheon – Finance, PH&E, and OS (Organization Study).....\$40 _____
 May 4 - Luncheon – Executive Committee and Flower Show Committee.....\$40 _____
 May 4 - NGC Life Member Banquet NGC Life Member \$70 _____
 Non-NGC Life Member.... \$85 _____
 May 5 - Breakfast - Region Directors & State Presidents [2015-2017]\$35 _____
 May 5 - Opening Luncheon\$45 _____
 May 5 - Design Banquet\$70 _____
 May 6 - Regions Breakfast\$35 _____
 May 6 - Award of Excellence Luncheon\$50 _____
 May 6 - Awards Banquet\$70 _____

TOURS - (Space is Limited)

May 3 Tour A: Michigan State University Tours: Greenhouse, Gardens, Horticulture Classrooms \$70 _____
 May 3 Tour B: Heritage Park Congregational Church & Meyer May House \$70 _____
 May 3 Tour B1: From Garden to Table, Chef Josef M. Huber, Minimum 20 Required \$55 _____
 May 3, 4, or 5 Walking Experience: Ford Museum, Art Museum, Downtown - Admission charge
 May 4 Tour C: Meijer Gardens & Sculpture Park: Member attendees and spouses \$70 _____
 May 5 Tour C1: Amway World Headquarters, Ada, MI, - Member attendees & spouses \$35 _____
 May 7 Tour D: Tulip Festival \$80 _____
 May 7 & 8 Tour E: Northern Michigan—33 maximum (Per person/Double Occupancy). \$425 _____

SPOUSES/GUESTS TOURS (Space is Limited)

May 5 Tour F: Gilmore Car Museum \$65 _____
 May 6 Tour G: Coffee & New Beverage Industry Tour \$75 _____

REGISTRATION AFTER APRIL 1, 2016, ADD LATE FEE \$50 _____
TOUR REGISTRATION AFTER APRIL 1, 2016, ADD LATE FEE \$20 _____
TOTAL AMOUNT DUE: REGISTRATION, MEALS, & TOUR \$ _____

TRI-REFRESHER FORM:

Download the form from the NGC website at: www.gardenclub.org

Send completed form & check to: Lynn Dinvald, 6802 Springbrook Lane,
Kalamazoo, MI 49004-9665; Phone: 269-343-3827; Email: MichRefresh@aol.com

DEADLINE for Tri-Refresher is March 18, 2016

SEMINARS: Please check the seminars you plan to attend — no additional charge

- May 4, 4:00-5:00 PM How to use *The Frightened Frog* book by Lynne Ehnert, Youth Chairman
- May 4, 4:00-6:00 PM Photograph Workshop – Arabella Dane, Flower Show Schools, Accred. Chrm, SA&P
- May 5, 4:00-6:00 PM “Leadership Workshop” – Robin Pokorski, NGC Corresponding Secretary
- May 5, 4:00-5:00 PM “Containers OF Personality” – Carol Brodbeck, 2016 NGC Convention Vice Chair
- May 5, 4:00-5:00 PM “New Introductions” from Proven Winners – Barbara Balgoyen, Walters Gardens
- May 6, 4:00-5:00 PM “More Flowers, More Food” – Meghan Milbrath, MSU’s Pollinator Initiative
- May 6, 4:00-5:00 PM “What’s New in Landscaping” – Tim Banfield, Outdoor Living, Inc., Lansing, MI
- May 6, 4:00-5:00 PM “Impact of Climate Change” – Dr. Alan Steinman, Water Resources Institute
- May 6, 4:00-5:00 PM “Encouraging Our New Generation” – Robert Sollman, Sanillac Career Center

Please indicate any dietary restrictions due to allergies or for medical reason

NOTE: NO REFUNDS AFTER APRIL 1, 2016

Make Checks Payable to: **2016 NGC National Convention**

Mail Registration Form to: (No Walk-ins will be accepted)

Mary Pulick, 7163 Hunters Ridge Court, Saline, MI 48176
(734-476-2453 or ngc2016registrar@gmail.com)

You may also register online at: www.gardenclub.org using your Visa or Master Card
International Affiliates: Contact Idalia Aguilar at: idaliaaguilar@hotmail.com

.....
Amway Grand Plaza Hotel, 187 Monroe Avenue NW., Grand Rapids, MI 49503

Deadline for Hotel Reservations is **March 31, 2016**

Registration Code: National Garden Clubs - Room Rate: \$129.00/night

Online Reservations: <https://resweb.passkey.com/go/NGC2016>

Reservations: Toll Free: 800-253-3590 Local Phone: 616-776-6450

Parking: Free Self Parking for Hotel Guest

Self Parking: \$19.00 per day (unlimited in/out privileges)

Valet parking: \$29.00 per day (unlimited in/out privileges)

Transportation from Gerald R. Ford Airport — about 20 minutes to Amway Grand Hotel

NOTE: There is no hotel shuttle

Suggested Ways to Pre-Arrange:

TAXI: 616-458-6666 or 616-827-6500

TOWN CAR: 616-780-1562

LIMO: 616-292-6307

~~~~~  
*The sky is low, the clouds are mean,  
A travelling flake of snow  
Across a barn or through a rut  
Debates if it will go.*

*A narrow wind complains all day  
How some one treated him;  
Nature, like us, is sometimes caught  
Without her diadem.  
~Emily Dickinson*

*Snowflakes spill from heaven’s hand  
Lovely and chaste like smooth white sand.  
A veil of wonder laced in light  
Falling Gently on a winters night.  
Graceful beauty raining down  
Giving magic to the lifeless ground.  
Each snowflake like a falling star  
Smiling beauty that’s spun afar.  
Till earth is dressed in a robe of white  
Unspoken poem the hush of night.  
~ Linda A. Copp*

# NGC Blue Star Memorial Markers and Gold Star Families Memorial Markers

**T**hank you Blue Star Chairmen and members for your loyalty and dedication to this wonderful NGC program and for continuing to honor and support all of our Armed Forces.

The following changes, per Sewah Studios' request, to the 2015 *Guidelines for Blue Star Memorial Markers* booklet are effective immediately:

1. Orders will now take from 10-14 weeks to manufacture and deliver due to the increase in the number of Markers being ordered.

2. Sewah's five-year warranty covers the Marker finish against peeling, chipping, cracking, and significant fading. The warranty is void if the Marker is not restored by Sewah Studios. Structurally, the Markers should last for decades. A switch was made to a powder coating process, in 2013, and Sewah strongly believes, from salt testing results, that the paint durability will double, if not triple, its intended life.

3. When a Dedication date is known in advance of 12 weeks, Sewah will commit to delivering the Marker by making a "ship by" commitment date. Orders with no Dedication date will be prioritized based on production workload estimation of 4-6, 6-8, or 8-12 weeks. If and when there is no Dedication date ("uncommitted") orders go beyond Sewah's estimate, Sewah will notify each customer with a status of their order and either commit to a future date or provide a new estimate. December through March are the slow months and a good time

to order your Markers.

4. Expect an increase in the prices of the Markers in May 2016. You are encouraged to order your Markers before the increase.

5. Many states are still using the old order forms. Please utilize the updated Blue Star Forms that have a date on the bottom right-hand corner of each of the forms of Rev. 5/2015. These forms can be found on the NGC website: [gardenclub.org](http://gardenclub.org). They are also contained in the 2015 *Guidelines for Blue Star Memorial Markers* and the 2015 *Gold Star Families Memorial Markers*, which can also be downloaded from the NGC website.

6. **THE ONLY time to call Sewah Studios directly is for the restoration of a Marker.**

Please call your NGC Blue Star and Gold Star Families Chairman with any and all questions regarding the application process and delivery of all the Markers. Most questions can be answered by reading the 2015 Guidelines.

7. State Presidents, please provide this information to your State Blue Star Chairmen and ask them to provide this information to all garden club Blue Star Chairmen within their respective areas.

8. The above information also applies to the Gold Star Families Memorial Markers Program.

## Gold Star Families Memorial Markers

In May 2015, at the 2015 NGC Convention, in Louisville, Kentucky, the Gold Star Families Memorial Markers Program was approved as an adjunct program to the NGC Blue Star Memorial Markers Program. Mrs. Patti Smith is founder and president of Gold Star Families, a not-for-profit organization created to provide support to those who have lost a loved one in service to our country through the United States Armed Forces. All Family members representing all conflicts, all branches and all circumstances of death are supported. Family members





are referred to as Gold Star, families of the fallen and/or survivors. Their mission is to offer honor, hope, and healing through remembering fallen heroes by coming together for various events. While their hero paid the ultimate sacrifice for our freedom, survivors live daily lives with the pain of this sacrifice. Gold Star families endeavor to provide an atmosphere of emotional and psychological conduit for healing. One way we accomplish this is by providing embroidered memorials for every fallen hero to their surviving family members.

Many people do not know the significance of the Gold Star banner and its meaning. Their organization is committed to educating others on this important symbol and how to properly respond when meeting someone who has lost a loved one in service to our country. The name Gold Star came from the custom of families of servicemen hanging a banner, called a service flag, in the window of their homes. The service flag had a star for each family member in the United States Armed Forces. Living servicemen were represented by a Blue Star, and those who had lost their lives were represented by a Gold Star.

Gold Star Families believe in giving back to their families. An annual scholarship is given to a Gold Star family each year. Additionally, a vegetable garden is grown where all the produce is donated to local veterans and their families.

The Gold Star Families Code is HONOR – HOPE – HEALING. For additional information about Gold Star Families, their website is: [Cigoldstar.org](http://Cigoldstar.org) or [info@cigoldstar.org](mailto:info@cigoldstar.org).

Gold Star Families Memorial Markers Adjunct Program follows virtually the same guidelines as NGC Blue Star Memorial Markers Program, with the following exceptions:

1. National Garden Clubs, Inc. will still remain Sponsor for both programs (Blue Star and Gold Star).
2. All orders will be approved by the Gold Star founder/president. Final approval and processing will be done by the NGC Blue Star Memorial Markers Chairman.
3. The 2015 NGC Guidelines for Blue

Star Memorial Markers publication will apply, where applicable.

4. Only the Gold Star Families Memorial Marker and the Gold Star Families By-Way Marker are approved for purchase. Highway Memorial Markers are not approved.

5. When a Gold Star family orders a Gold Star Families Marker, the Gold Star family will be responsible for all costs related to the purchase, placement, and dedication of the Marker(s), to include publications for their advertising campaign. A garden club at any level will always be the sponsor.

6. When a garden club at any level specifically orders a Gold Star Families Memorial or By-Way Marker, the garden club (or whoever or whatever entity/organization, such as the American Legion, VFW, etc. donates funds for the Marker) is responsible for paying for the Marker.

7. The NGC logo at the top of the Memorial Markers will remain the same.

8. The coloring, size of the Markers, and print type will remain the same.

9. Prices for the Gold Star Families Markers will be the same as that of the NGC Blue Star Markers. Sewah Studios will be the sole manufacturer of these Markers. All checks will be made payable to Sewah Studios.

10. The Gold Star Families Markers will bear a **Gold** star; the word **Blue** would be changed to **Gold**, where applicable, and the “tribute” wording would read: “A Tribute to Gold Star Families Who Have Lost a Loved One Defending the United States of America.”

11. Gold Star Families founder and president: Patti Smith, 6403 N. Talisman Terrace, Peoria, Illinois 61615; email: [pattdc@yahoo.com](mailto:pattdc@yahoo.com).

If this NGC Blue Star Memorial Markers Chairman can assist in any way, please email or call; I’m here to serve.

**Thank you for continuing to honor our Armed Forces by participating in the NGC Blue Star Memorial Markers program. Semper Fidelis.**

—Andrea Little, Blue Star Memorial Markers Chairman

# Natural Disaster USA Fund Extends A Helping Hand

The Natural Disaster USA Fund was introduced during the Administration of Deen Day Smith, NGC President from 1999 – 2001. At that time, members contributed to World Gardening Fund. Because many states suffered local natural disasters each year, in the form of floods, hurricanes, tornadoes, ice storms, and wildfires, NGC members expressed a desire to assist State Garden Clubs and Member Clubs with their local restoration efforts, replacing trees, "re-greening" parks, and restoring garden-related sites. This fund is supported by the generous contributions of our membership, who have been eager to keep this fund alive and extend a helping hand to fellow garden clubs. During the past three years, approximately \$64,000 in grants have been awarded to clubs across the country. If your club is contemplating a restoration project for a garden-related site devastated by a current or previous year's natural disaster, send your club's application form and supporting data, via email, to this chairman for committee review: [LanganA@aol.com](mailto:LanganA@aol.com). The application form, which is available on the NGC website, also includes a scale of points as a guideline for determining the grant to be awarded.

Grants of up to \$5000 per project may be awarded in a fiscal year to a local or state club, pending review of data submitted to the Natural Disaster Committee, which must include location of the site, nature and severity of the disaster, proposed restoration plan by the garden club, estimated itemized cost of project, as well as funds received from outside sources.

This fund reflects the Garden Club Spirit and its deep commitments, not only to preserve our natural resources, but also to

highlight the bond existing among garden clubs, as evidenced by their commitment to come to the aid of fellow clubs struggling to restore their parks and gardens from the ravages of natural disasters. Don't break this bond! Keep this fund alive by sending your donations to NGC Headquarters, with checks earmarked "Natural Disaster USA Fund," so that we will continue to extend a very welcome "helping hand" to clubs across the country.

—**Adrienne Langan**, NGC Natural Disaster Grants Chairman

## Recycling



**Recycling**—Noun: the act of processing used or abandoned materials for use in creating new products.

Recycling is one of the easiest, most tangible ways of taking action for the planet. It's a visible demonstration of caring and conservation, and it sets a positive example for children, families, and communities. Recycling is a feel-good activity, and it does help the environment.

Recycling saves energy and water, lowers pollution and greenhouse gas emissions, improves air and water quality, preserves landfill space, and conserves natural resources. It doesn't make sense to use paper, plastic, glass, aluminum, steel, and petroleum products once and then throw them away! Recycling is cleaner and more energy-efficient than mining, refining, and processing new items from raw resources.

**What To Recycle:** If you are unsure of what to recycle, **start small, start easy**. The following list describes items that are typically accepted at most recycling centers and curbside pickup and have the least number of "rules."

**Corrugated Cardboard:** Shipping and packaging boxes, usually identifiable by a squiggly layer of paper sandwiched between sheets. Used pizza boxes are often NOT accepted

**Paper and Paperboard:** Office paper, notebook paper, cereal boxes, non-Styrofoam egg cartons, some pre-packaged food boxes. Some paper items, such as paper milk cartons and drink boxes, are lined with wax or plastic and are often not accepted.

**Plastics:** Milk jugs, shampoo bottles, detergent bottles, vitamin bottles, plastic soda and

water containers, etc. Most centers will accept those plastics labeled with the PETE 1 and HDPE 2 symbols and many more are accepting plastics labeled 1 - 7. These can generally be found molded into the bottom of the containers. If you can't identify the type of plastic, don't include it. Most facilities also require that you remove the cap since it is usually made of a different type of plastic.

**Glass:** Beer bottles, wine bottles, pickle jars, jelly jars, etc. Occasionally, a center will accept only certain "colors" of glass. Light bulbs, Pyrex, ceramics, and mirrors are NEVER accepted.

Do you ever wonder how long your trash stays in the landfill? The paper bag could last one month. An aluminum can could be there for 200-500 years, when it could have been recycled and reused within weeks. Those disposable diapers could last 550 years! Plastic foam cups—50 years; batteries—100 years; the plastic beverage holders (six pack rings)—400 years; and a plastic jug—1 million years! Tinfoil does not biodegrade. More than 20 million Hershey's Kisses™ are wrapped each day, using 133 square miles of aluminum foil. Believe it or not, all foil is recyclable, but most people don't realize this, so it all goes in the trash!

### **Environmental Recycling Facts:**

The average American uses **60 pounds** of paper a year. **100 million tons** of wood could be saved each year if all that paper were recycled!

**Every ton of paper** that is recycled **saves 17 trees, two barrels of oil, 4100 kilowatts of energy, 3.2 cubic yards of landfill space, and 60 tons of pollution!**

**The 17 trees saved by recycling one ton of paper can absorb a total of 250 pounds of carbon dioxide out of the air each year!** The energy we save when we recycle **one glass bottle** is enough to **light a light bulb for four hours!**

Recycling benefits the air and water by creating a net **reduction** in ten major categories of **air pollutants** and eight major categories of **water pollutants**.

Americans use 2.5 million plastic bottles a year! It is important to reduce our reliance on foreign oil. **Recycling helps us do that by saving energy.**

Manufacturing with recycled materials, with very few exceptions, **saves energy and water** and produces less air and water pollution than manufacturing with virgin materials. It takes

95% less energy to recycle aluminum than it does to make it from raw materials. Making recycled steel saves 60%, recycled newspaper 40%, recycled plastics 70%, and recycled glass 40%. These savings far outweigh the energy created as by-products of incineration and landfilling.

About **80%** of what Americans throw away is recyclable, yet our recycling rate is only **28%**. A national recycling rate of 30% **reduces greenhouse gas emissions** as much as removing nearly 25 million cars from the road. Recycling **conserves natural resources**, such as timber, water, and minerals. **Every bit of recycling makes a difference.** For example, one year of recycling on just one college campus, Stanford University, saved the equivalent of 33,913 trees and the need for 636 tons of iron ore, coal, and limestone.

**Recycled paper** supplies more than 37% of the raw materials used to make new paper products in the U.S. **Without recycling, this material would come from trees.** Every ton of newsprint or mixed paper recycled is the equivalent of 12 trees. Every ton of office paper recycled is the equivalent of 24 trees.

When one ton of steel is recycled, 2,500 pounds of **iron ore**, 1,400 pounds of **coal** and 120 pounds of **limestone are conserved.**

A typical family consumes 182 gallons of soda, 29 gallons of juice, 104 gallons of milk, and 26 gallons of bottled water a year.

Every month, Americans throw away enough glass bottles and jars to fill up a giant skyscraper, AND ALL ARE RECYCLABLE!

If all of our newspapers were recycled, we could save about 250 million trees each year. If every American recycled just one-tenth of their newspapers, we could save about 25 million trees each year.

Recycling one aluminum can saves enough energy to run a TV free for three hours; in spite of this, Americans throw away enough aluminum to rebuild our entire fleet of commercial airplanes every three months!


Buy recycled and close the loop. When we buy items that display the green "chasing arrows," we support companies that make waste into new products, we support community recycling efforts, and we support a clean, healthy environment.

Recycling is not about all or nothing. Every little bit counts!

—**Teresa Walker**, *NGC Recycling Chairman*



# NGC Schools News

 **Schools are taking place all over the country.** As this is written, we are pleased that the NGC website lists Courses 1, 2, 3, and 4 for Environmental Studies (ES), Gardening Study (GS) and Landscape Design (LD) Schools. Others are in development. Multiple Refreshers are scheduled into 2016. Our Schools Committees are kept busy. Nineteen of our twenty-eight members met in sessions that lasted all day at the recent Fall Board Meeting, in St. Louis. A major goal is to have common forms and a common handbook for these three schools by the end of the current garden club term (2017). Meanwhile, interactive forms are available on the NGC website (public access area—no passwords needed) for all schools and for Multiple Refreshers. Please use these forms for all school activity. Save them to your computer. Keep populated forms for your records. Transmit them to NGC Schools Chairmen by email. Save time, paper, and postage.

The new electronic-only distribution of **Keeping in Touch** (which also includes articles regarding each school) goes to State Presidents, members of the Board of Directors, state and region newsletter editors, and state and region webmasters. The Schools Committees have asked their chairmen to forward the publication to state and region schools chairmen, who are then asked to forward it to local schools chairmen and to consultants and students. Alternatively, State Garden Club organizations are asked to post the publication on their websites (and be sure that schools chairmen and consultants know when and how to access it). We hope that more communication expands knowledge about, and interest in, our major educational programs.

When planning school schedules some states provide for **one-day attendance options**. Others may wish to consider this. The idea is to allow flexibility in attracting as many students as possible to your school. Of course, anyone who wishes to

become a NGC Consultant must attend all sessions of each course (and comply with all other requirements), but some students are not interested in becoming Consultants. The schedules of some potential students may not allow them to attend the complete course. Some may be interested in learning about a specific class subject or attending a session taught by a particular instructor. If you can get these people to your school, you can fill seats, increase your registration revenue, make the time invested by your instructors more worthwhile (reaching a bigger audience), provide exposure to garden clubs (attract new members?) and provide exposure to NGC schools. Hopefully, your one-day attendees will find the school so worthwhile they will consider trying to rearrange their schedule to attend classes the next day, or they will make arrangements to attend your next course or they will look into other NGC schools as they become available. Bring them in for the information—allow them to learn something they can use—give them some educational value and create a good impression—then they can end up with positive feelings about the school and provide good word-of-mouth to others.

If you try this, consider making the one-day fee more than half of the fee for the complete course. For example, if your full-course fee is \$80, then make the one-day (either day) fee \$45 or \$50. That makes it seem like a bonus to get the two days (full course) for \$80 (rather than \$90 or \$100). And these extra \$45 or \$50 fees help the sponsoring organization to fund the school.

## **Reminders to State Schools Chairmen:**

- **Be sure to register school courses and refreshers well in advance of the actual date of the course or refresher.** Consultant and refresher credit cannot be given if the event has not been approved by, and registered with, NGC. Approval of instructors, outlines, and exams can take significant time. The sooner your events are registered and approved, the more promotion can be done, hopefully increasing interest and attendance.

# OFAD SEMINAR

<http://californiagardenclubs.com/OFAD>

at the

Embassy Suites, South San Francisco, CA

**AUGUST 26-28, 2016**

**Save this date**

Featuring Tony Todesco, AIFD and NGC's Design Resource Consultant, and presentations by Lily Chan, AIFD CFD, Kathleen Hawryluk, Kimi Shibata, and Tuan Tran.

Participate in five hands-on workshops with Steven Brown, Lily Chan, Shashah Middleton, Katsuko Thielke, and others.

Shop with our special vendor.

For information regarding membership and seminar information

Contact: Jill Coleman, [bcnjill@hotmail.com](mailto:bcnjill@hotmail.com), tele: 951-684-2635

- Forward to Consultants and Master Consultants, the NGC **consultant and refresher cards**, which your NGC Accrediting Chairman sends to you following a course or refresher.

- **Keep state school records up to date** and pass them on to your successor at the end of your chairmanship. Remind Consultants and Master Consultants that they are also responsible for keeping track of their records.

- Periodically **remind Consultants and Master Consultants of their consultant status** and good-standing dates, about refresher opportunities, and for those who have upcoming lapse dates, about the possibility of requesting an extension of time to refresh.

- **Distribute the brochures detailing school requirements** (ESS Brochure, GSS Form 05-21 and LDS 16 – all available on the website) to all attending any course or refresher.

**Leap into Action.** Plan, conduct, support, and attend NGC schools and refreshers. Promote them to garden club members and the general public. Help educate others about good environmental, gardening, and landscape design practices.

—**Greg Pokorski, ES, GS and LD Schools Coordinator, [GregPokorski@earthlink.net](mailto:GregPokorski@earthlink.net)**

*There is another sky,  
Ever serene and fair,  
And there is another sunshine,  
Though it be darkness there;  
Never mind faded forests, Austin,  
Never mind silent fields—  
Here is a little forest,  
Whose leaf is ever green;  
Here is a brighter garden,  
Where not a frost has been;  
In its unfading flowers  
I hear the bright bee hum:  
Prithee, my brother,  
Into my garden come!  
~Emily Dickinson*

# Endangered Species

## Educate & Support

**T**he *Frightened Frog—An Environmental Tale*, a National Garden Clubs, Inc. publication, plays a pivotal role educating our youth. The following is a quote from the book: “Try not to touch us and move us around. It can kill us with diseases that quickly abound. Many of us are an endangered species that’s for sure. Something must be done to help us endure.” What a powerful way to pass down wonderful information to our next generation!

The Endangered Species Act (ESA) provides a program for the conservation of threatened and endangered plants, animals, and the habitats in which they are found. The lead federal agencies for implementing ESA are the U.S. Fish and Wildlife Service (FWS) and the U.S. National Oceanic and Atmosphere Administration (NOAA) Fisheries Service. The FWS maintains a worldwide list of endangered species. Species include birds, insects, fish, reptiles, mammals, crustaceans, flowers, grasses, and trees. Additional information can be found at: <http://www2.epa.gov/laws-regulations/> The official text of the ESA is available in the United States Code on FDsys, from the U.S. Government Printing Office.

One of the responsibilities serving NGC as chairman of Endangered Species is to serve as Advisory Board Member for Endangered Species Coalition (ESC) with David Robinson, Endangered Species Day Director. One of the many educational

projects of ESD encourages teachers and students to participate in the 2016 Endangered Species Day Youth Art Contest. This contest provides students with an opportunity to learn about endangered species and express their knowledge and support through artwork. The students are strongly encouraged to incorporate a positive perspective in their artwork. For example, their illustrations can portray a species story: an imperiled species that has recovered thanks to the protection provided by the Endangered Species Act. The ESC is a celebration of America’s success and leadership in protecting threatened and endangered species. All of the basic information you need to participate in the contest can be found at website: [drobinsong@endangered.org](mailto:drobinsong@endangered.org)

What happened to the peregrines (*Falco peregrinus*)? The peregrine falcon is one of the world’s most spectacular feathered birds. John James Audubon observed peregrines nesting along the river bluffs, in Missouri. Until the late 1800s, peregrines were spotted by early explorers on the bluffs. Otto Widman, author of *A Preliminary Catalog of the Birds of Missouri*, had personal knowledge of nesting pairs at the mouth of the Meramec River and below Cliff Cave Country Park, on the mighty Mississippi. By the turn of the 20th century, peregrines had vanished from the bluffs. These birds and others species were victims of habitat destruction, shooting, and egg collecting.





The most isolated populations of peregrines in the United States continued to thrive until farmers began using the pesticide dichlorodiphenyltrichloroethane, commonly known as DDT. This pesticide was used to control insects in agriculture in the 1940s. By 1964, not one single breeding pair of falcons could be located east of the Mississippi river. By 1970, the U.S. Fish and Wildlife Service had listed the American peregrine falcon as endangered. Fortunately for peregrines and other birds of prey, DDT was banned in 1972. At that time, however, there weren't enough wild birds remaining to rebuild the population **naturally**.

The rebuilding all began at 7:00 a.m. on June 27, 1985, on the 11th Floor of Pet Incorporated, in downtown St. Louis, Missouri. That morning, Walter Crawford and staff member Tony Chiles opened the door of the hack box, built on the corner of the building's northeast balcony. Inside the box, two young male peregrine falcons moved toward the open door. [For information on hack boxes and hacking, please see: [https://en.wikipedia.org/wiki/Hack\\_\(falconry\)](https://en.wikipedia.org/wiki/Hack_(falconry)).]

After the two staff members opened the hack box door, they quietly left the balcony so they would not disturb the chicks. The remainder of that day and for the next three weeks, Jeff Meshach and Cheryl Tatom, two World Bird Sanctuary (WBS) interns, took positions on other buildings, where they closely watched the activities of the two falcons.

The release of these two young males was the beginning of World Bird Sanctuary program to reintroduce the peregrine falcon to Missouri as a nesting series.

By 1987, the sanctuary was hacking young peregrines on the tops of St. Louis buildings owned by Pet Incorporated, Anheuser Busch, Inc., Southwestern Bell Companies, and Edison Brothers stores.

Success finally came after six years of hacking peregrines. At approximately 4:00 p.m. on Friday, May 3, 1991, an employee from Southwestern Bell informed WBS that one of the eggs from a wild pair hatched in the nest box on the 36th floor of One Bell

**Fund-raising and Ways  
& Means Packages from  
Ken Swartz - Sculptor  
of Metal Floral Design  
Containers for NGC  
for over 23 years.  
Large & Small Boxes with  
3-7 large sculptures,  
8-15 minis, magnet tubes.  
YOU RECEIVE 15 % OF ALL SALES**

**Pay only after items are sold.**

**We pay all the shipping.**

**We'll ship directly to your event.**

**All items are labeled with prices.**

**Keep items until they are sold.**

**Use any of our sculptures  
for design examples at your  
Symposiums, Conventions,  
Design Schools, Judges Councils,  
and Flower Show Schools.**

FOR MORE INFO, CALL 414-243-1290  
[WWW.BENTANDTWISTEDSTUDIOS.COM](http://WWW.BENTANDTWISTEDSTUDIOS.COM)  
BANDTWISTED@GMAIL.COM

Center. This was the first wild peregrine falcon hatched in Missouri in over 100 years.

The return of the peregrine falcon to Missouri after an absence of over 100 years wasn't an easy task. It took years and was the result of planning and a lot of hard work by WBS staff, volunteers, and interns.

The peregrine falcon would have probably become extinct in the United States had it not been for the work of the Peregrine Fund, and other non-profits, such as the World Bird Sanctuary, by captivity-producing young peregrines and releasing them into the wild through hacking.

The above information appeared in an issue of *Mews News*, newsletter of the World Bird Sanctuary, Summer 2015, Vol. 37, No. 2.

**Be a part to educate and save our endangered species all over the world.**  
—Mary Jacobs, NGC Endangered Species/  
Pollinators Chairman

# Environmental Studies School Updates

Those who sponsor a school may now directly register that school by filling out the top half of form one (found on the NGC website) and mailing that form and the \$5 registration fee directly to Katie Roth, at NGC Headquarters. This will allow for publication of the school on the website and in *TNG*.

The time frame for Instructors (and their profiles), Outlines, Questions, and General Class Schedule remain the same. Your Accrediting Chair must have them far enough in advance of the classes to evaluate and help if an issue arises. I expect to maintain the past high standards in order to assure quality schools.

Some wonderful schools were held in the fall of 2015. Thank you to those states. Please remember that the *Handbook* was updated in 2013—use this current curriculum. The *Handbook* is available from NGC Member Services (Phone: 800-550-6007; Fax: 314-776-5108).

Field trips are a wonderful draw to your schools. Many participants are excited about the special places they are allowed to visit through the schools. I enjoy hearing about each of them. Keep up the great work. If I can be of any help, do not hesitate to email me: [patrupiper@gmail.com](mailto:patrupiper@gmail.com). I wish for all a great educational year in 2016.

—Pat Rupiper, NGC ESS Chairman



# Free Milkweed for Non-Profits and Schools

If you are planning on planting a Monarch Waystation with a non-profit organization or a school this spring, there is a February deadline for returning the free milkweed applications. Please check the following link to apply for a **free flat of milkweed**: <http://monarchwatch.org/free-milkweeds>.



One flat of 32 free milkweed plants can be awarded to each independent garden site or organization.

The free milkweed program is not intended for milkweed giveaways at events. Use the words

“Free Milkweed Application” in your subject line when sending emails.

**Milkweed purchases:** If you are giving milkweed away or planting a garden, you can request it from Monarch Watch. We can take pre-orders now, but will not be sending you an email about your order until mid-winter when we will know what our seed supply looks like.

**If you wish to request milkweed for purchase**, here is the link to the milkweed request form: <http://monarchwatch.org/milkweed-request>.

The plants come in flats of 32 plugs and cost around \$66-\$68, shipping included. If you are looking for a smaller amount of native milkweed, you can search for vendors on our milkweed vendor list, available via our Milkweed Market page at: <http://monarchwatch.org/milkweed/market>. Be sure to ask vendors if the plants are **insecticide-free**.

—Angie Babbit, [milkweed@monarch-watch.org](mailto:milkweed@monarch-watch.org)



You Are All  
Doing Such  
Amazing Work

The members of the National Pollinator Garden Network met in Washington,

D.C., in mid-October. NGC was asked to make a presentation to our fellow Network members and we didn't have much time to prepare. An appeal went out to our state presidents and chairmen to share examples of each state's pollinator projects. Those of us who received the information were indeed humbled! You are all working hard promoting the need to plant for pollinators all across our country—there are many wonderful projects already in the works, with plans for many more! You should all be very proud!

Our own Arabella Dane compiled the information we received into an inspiring presentation, which she delivered on NGC's behalf. Other news Arabella brought to us: All public buildings are to have pollinator gardens; the plantings of native milkweeds are to be considered top priority, to include sustainable plantings for pollinators on public lands, in parks, and along all right-of-ways, road interchanges, pipelines, railroads, etc.; studies are being done to confirm whether or not Neonics are a problem for bees; seed companies will be distributing seeds for pollinators in the areas where they are needed; the not-for-profits are all looking for ways to incorporate pollinator education and programs into their current activities and are doing a great job—like us, thanks to you! Task force groups are well defined and tasked with appropriate missions.

Bruce Rodan, the United States Assistant Director for Environmental Health, believes that a great foundation is being laid toward reaching the **Million Pollinator Garden Challenge**. He stated: "A million pollinator

gardens will be a million beacons of hope for the future."

NGC is so proud of its members! More information will be shared as we receive it. Remember the wonderful awards that are available for our clubs. And thank you all for being such amazing stewards of our land—no matter how big or small—and protectors of our wildlife. You have made a great start in our goal to plant a million pollinator gardens in the next two years—let's show the world what a difference we can all make. After all, we are members of National Garden Clubs, Inc., the greatest gardening organization there is!

—**Becky Hassebroek**, *NGC Bee A Wildlife Action Hero* Chairman

## Leaping into Action

Winter finds many gardeners inside planning for spring planting. We can *Leap into Action* by making plans for a new butterfly garden or extending our existing butterfly garden.

Plant wildflowers native to your area, along with host plants for the caterpillars, (Larvae). Nectar plants are necessary for the butterflies and bees.

Plant annuals and perennials for constant bloom to attract butterflies.

Please do not use chemicals on your garden; they kill our pollinators. Remember, those little worms will someday be butterflies. Keep your garden chemical free.

The Butterfly Committee has *Leaped into Action*. You can now download the new butterfly booklet, "Inviting Butterflies Into Your Garden." Simply go to: **National Garden Clubs, Inc.**, click on: **Presidents Special Projects**, then: **Monarch Watch**.

If you don't have a printer or computer you can contact NGC Headquarters and purchase a copy for \$3 each.

*Leap into Action* by planning your butterfly and pollinator garden or expanding your existing garden.

—**Marian M. McNabb**, *NGC Butterfly* Chairman



# Flower Show Schools

*If we all did the things we are really capable of doing, we would literally astound ourselves.* ~Thomas Edison

As you communicate with your fellow garden club members, are you taking advantage of electronic devices? It is no longer necessary to invest the time or expense once required to send messages. Most groups send meeting minutes to their members sooner, rather than later, before pertinent details are forgotten. Invitations to judge, preliminary flower show schedules, and last-minute reminders are welcomed by participants because of their timeliness and ease of access. Many School and Symposium Chairmen rely almost exclusively on electronic transmission of outlines received from the instructors and sent to the students.

**Please note this caution:** If any of the intended audience does not have access to electronic messages, you must continue to mail all of the information. Remember to ask for confirmation of the mailings, especially when outlines were sent.

State Credentials Chairmen are invited to transmit extensions granted Judges for renewing their good-standing levels to this Chairman by e-mail. True, the official form says to mail one copy, but, keep in mind, that form was devised before the arrival of the electronic age. An e-mail with the essential information is just as convenient as a paper transmittal requiring postage.

School and Symposium Chairmen are still required to send the original exams to the proper Accrediting Chairmen using Priority Mail, which includes a tracking service. They must also include in the mailing either a return postage-paid envelope or a check covering the cost of return postage.

How about the use of electronic devices on the floor of a show during judging? If there is uncertainty about the proper identifi-

cation of a horticulture specimen or the judging panel needs additional information about the plant in order to make a wise decision, is it acceptable to use a hand-held computer to research the plant? Most certainly, as long as doing so does not cause a prolonged delay or distracts others.

What about using non-electronic devices, such as a magnifying glass or flashlight, to look for pinholes in foliage? Again, as long as the judge using these tools does not impede the reasonable completion of the panel's assignment, such tools are permitted.

Keeping up with trends has always been a concern of NGC Flower Show protocol. In some parts of the country, fairy gardens are all the rage. The question is, "Where do we put them?" You might think "Dish Gardens," but the *Handbook for Flower Shows*, 2007, p. 112 G. 2. a. 1) states: Dish Garden: *May include one or more accessories to enhance plantings....* The term "enhance" implies that the plants should be the primary components with the accessories being secondary. However, in fairy gardens, the focus is on the fairy theme and frequently have multiple figurines, furnishings, even tiny houses that overshadow the plants. Therefore, the FSS Committee suggests a section for these specialty plantings be created in Special Exhibits. A club award can be created to recognize outstanding work.

■ **Question:** How does the Classification Chairman handle horticulture entries having no containers or very unorthodox means of displaying them?

**Response:** Not all plants need, nor do well in, conventional containers. Staghorn fern can grow quite robustly fastened to a slab of wood. A Tillandsia can grow without any apparent growing medium, while other plants can be grown hydroponically or have their roots contained in a Kokedama (moss ball.) Vertical gardens make a dramatic statement in home decor. It is only natural for growers to want to show off their accomplishments by bringing them to the show. Flower Show Schedule, show personnel and judges

should embrace these innovative trends by making places for them in the flower show. In the description for the horticulture sections, optional staging should be anticipated and allowed. To insure uniformity, the committee may furnish plates on which to place the exhibits and to which they can attach the entry cards. Not only will it make for some very happy exhibitors, but will be educational and inspiring for the attendees as well.

■**Question:** In a class for trays in the Design Division, which dimensions take precedent, the space allotted on the exhibition table or the dimensions of the tray itself?

**Response:** The Schedule determines the space allotted. If the tray is to be staged on a table, floor, or bed, the schedule notes dimensions allowed for each. If the exhibitor is to provide his/her own tray, it, as well as anything on the tray, must fit within these limits. (A leaf or small portion of the decorative unit may stray over the edge of the tray, but not go outside the space designated by Schedule.) If the committee supplies free-standing tray tables, the designer must keep all components within the confines of the area of the tray table. Remember, all components must be in appropriate scale for the limited size of the tray.

■**Question:** Upon arriving to judge a show, I discovered that I was one of two Student Judges on the panel. We were told that a Judge had an emergency and could not come, so another student was substituted. Later, we learned that another panel was judging with only two Judges. What is the best way to handle a situation like that?

**Response:** *Handbook for Flower Shows, 2007, P. 4, E. 2. d. In an emergency, if an insufficient number of Accredited Judges are available, one of the following is acceptable, but the show will not be eligible for any NGC Standard Flower Show Achievement Award. It goes on to list as a possibility: 2) One NGC Accredited Judge and two NGC Student Judges.* Nowhere is judging with only two people mentioned as a possibility.

As a Student Judge, you were doing what you were told to do. However, the other panel, with only two members, should not have been allowed.

**Flower Show Chairmen, listen! When emergencies occur, it's okay to reconfigure the existing panels.** By that we mean, you have options other than allowing either of the previously mentioned arrangements to occur. One solution would be to dissolve the panel that is short in number and assign that panel's classes to other panels. Then, the remaining judges can rotate in and out on other panels so everyone has a chance to judge the minimum number of classes required for judging credit.

Another option is for the Judges' Chairman to invite a roving Judge, one not assigned to a panel, but who can step in when an emergency occurs or temporarily substitute on panels when any Judge needs a short break. Do not put your show's status in jeopardy by allowing an unacceptable make-up of panels.

—**Dorothy Yard, NGC FSS Chairman**

## NGC Calendar

### Conventions

- 2016 Grand Rapids, Michigan  
May 2-6
- 2017 Richmond, Virginia  
May 18-20 (Installation year)
- 2018 Philadelphia, Pennsylvania  
May 21-24
- 2019 Biloxi, Mississippi  
April 30-May 4 (Installation year)

### Fall Board Meetings

- 2016 Portland, Maine  
September 19-25
- 2017 St. Louis, Missouri
- 2018 Orlando, Florida
- 2019 St. Louis, Missouri
- 2020 North Carolina

# Escuela de Exposiciones de Flores

*Si hiciéramos todo lo que realmente somos capaces de hacer, nos asombraríamos.*  
~Thomas Edison



¿Se comunicarse con sus amigos jardineros, ¿lo hace aprovechando los dispositivos electrónicos? Ya no es necesario invertir el tiempo ni el dinero que antes suponía enviar un mensaje. La mayoría de los grupos envían las actas de las reuniones a sus socios inmediatamente, antes de que se olviden los detalles pertinentes. Las invitaciones a los jueces, programas preliminares de exposiciones, y recordatorios de último momento son valorados por los participantes por ser oportunos y de acceso fácil. La mayoría de las Directoras de Escuelas y Simposios se valen casi exclusivamente de la transmisión electrónica de guías recibidas de los instructores y enviadas a los estudiantes.

**Por favor tome nota de esta salvedad:** Si cualquiera de los destinatarios no tiene acceso a los mensajes electrónicos, debe Ud. continuar enviando por correo toda la información. Acuérdesse de pedir confirmación de recepción, especialmente cuando envía guías de estudio.

Los Directores de Credenciales del Estado/País deben enviar a esta Directora (o Directora AI) las extensiones entregadas a los Jueces para su renovación por correo electrónico. Es verdad que el formulario oficial dice de enviar una copia por correo, pero ese formulario fue hecho antes de la llegada de la era electrónica. Un correo electrónico con la información importante es más conveniente que enviar el documento en sí por correo normal.

A las Directoras de Escuelas y Simposios se les requiere enviar los exámenes originales al Director de Acreditaciones, utilizando Priority Mail que incluye un servicio de seguimiento. También deben incluir un

sobre con las estampillas correspondientes, o un cheque por el valor de regresar el material. Nota: Las Als hacen todo esto por correo electrónico.

¿Y qué dicen del uso de la electrónica durante el juzgamiento de una exposición? Si existe alguna duda en cuanto a la identificación correcta de un espécimen de horticultura, o el panel de juzgamiento necesita información adicional sobre la planta para poder tomar una decisión acertada, ¿es aceptable utilizar un dispositivo de mano para buscar la planta? ¡Sí, por supuesto! Siempre que el ejercicio no cause un retraso ni distraiga a otros.

¿Cuál es el criterio para utilizar dispositivos no electrónicos, tales como una lupa, o linterna para buscar agujeros en el follaje? Nuevamente, con tal que el juez que usa estas herramientas no impida el normal desenvolvimiento de la tarea, se permite.

El protocolo de las Exposiciones de Flores NGC siempre contempla mantenerse al día con las tendencias. En algunas partes del país los jardines de hadas están de moda. La pregunta es ¿a dónde los ponemos?

Podría responder: "Jardín en recipiente," pero el *Manual de Exposiciones de Flores, 2007*, pág 94, G.2 a.1) dice: Jardín en Recipiente: *Puede incluir uno o más accesorios, para realzar la plantación* .... El término "realzar" implica que las plantas deberían ser el componente más importante, y los accesorios los secundarios. Sin embargo, en los jardines de hadas, el énfasis está en el tema hadas, y frecuentemente tienen múltiples estatuillas, mobiliario, hasta casitas pequeñas que eclipsan a las plantas. Por lo tanto el Comité EEF sugiere que se abra una sección para estas plantaciones especiales en Exhibiciones Especiales. Allí se puede ofrecer un premio local para reconocer un trabajo sobresaliente.

■ **Pregunta:** ¿De qué manera la Directora de Clasificación maneja las muestras de horticultura que no tienen recipientes, o que tengan modos no muy usuales para exhibirlas?

**Respuesta:** No todas las plantas necesitan, ni se benefician con estar en recipientes. Los helechos *Platycerium* crecen perfectamente sobre un pedazo de tronco robusto. Una *Tillandsia* crece aparentemente sin medio de cultivo, mientras que otras plantas pueden ser cultivadas en hidroponía, o con sus raíces contenidas en una Kokedama (bola de musgo). Los jardines verticales impresionan como adorno en el hogar. Es natural que los cultivadores quieran mostrar sus logros exhibiéndolos en la exposición. Los Programas de Exposición, el personal de la exposición y los jueces deberían incentivar este tipo de innovación, creando espacios para ellos en la exposición. En la descripción de las secciones de horticultura, se debe anticipar y permitir montaje opcional. Para asegurar la uniformidad, el Comité puede proveer platos para apoyar las exhibiciones, y pegar las tarjetas de expositor. Esto no solamente alegrará a los expositores, sino que será interesante y educativo para todas las visitas.

■ **Pregutna:** En una clase de bandejas/charolas, ¿cuál es la medida más importante, el espacio permitido en la mesa, o las dimensiones de la bandeja en sí?

**Respuesta:** El programa determina el espacio permitido. Si la bandeja se pone en una mesa, en el piso o sobre una cama, el programa da las medidas permitidas en cada caso. Si el expositor trae su propia bandeja, debe caber entre estos límites, como así también todo lo que haya sobre la bandeja. (Una hoja o pequeña parte de la unidad decorativa puede pasar el borde de la bandeja, pero no debe sobrepasar el espacio permitido en el programa.) Si el Comité provee mesitas para apoyar las bandejas, el diseñador debe mantener todos los componentes dentro del marco de referencia de la mesita. Recuerde, todos los componentes deben tener la escala apropiada al tamaño limitado de la bandeja.

■ **Pregunta:** Al llegar a juzgar una exposición, descubrí que era yo una de dos jueces estudiantes en el panel. Nos con-

taron que una juez tuvo una emergencia, y no pudo llegar, entonces llamaron a otra juez estudiante. Más tarde nos dimos cuenta que otro panel estaba juzgando con solamente dos jueces. ¿Cuál es la mejor manera de solucionar esta situación?

**Respuesta:** *Manual de Exposiciones de Flores 2007, pág. 3, E.2.d. Ante una emergencia, si la cantidad de Jueces Acreditados disponible no fuera suficiente, uno de los siguientes paneles es aceptable, pero la exposición no podrá solicitar ningún Premio NGC a la Realización de una Exposición de Flores.* Luego da como una posibilidad: 2) *Un Juez Acreditado NGC y dos Jueces Estudiantes NGC.* En ningún lado menciona como una posibilidad juzgar con solamente dos personas. Ud. como Juez Estudiante, hizo lo que le dijeron que haga. Sin embargo, el otro panel con solamente dos personas no tendría que haberse permitido.

¡**Presten atención Directoras de Exposiciones! Cuando existe una emergencia, está bien reconfigurar los paneles existentes.** Con esto queremos decir que tienen otras opciones que no sean las que se mencionan arriba. Una solución sería disolver el panel con un juez menos, y asignar las clases en cuestión a otro panel. Entonces, los dos jueces que quedaron fuera pueden rotar, entrando y saliendo de otros paneles, para que todos puedan cumplir con la cantidad mínima de clases que se requiere para un crédito de juzgar. Otra opción sería invitar a un juez itinerante: uno que no esté asignado a ningún panel, quien pueda tomar el lugar cuando ocurre una emergencia, o temporariamente sustituir a un Juez que necesite tomarse unos minutos de descanso. Procure no comprometer el estatus de su exposición al permitir una formación de paneles inaceptable.  
—**Dorthy Yard**, NGC FSS Chairman

*There is nothing in the world more beautiful than the forest clothed to its very hollows in snow. It is the still ecstasy of nature, wherein every spray, every blade of grass, every spire of reed, every intricacy of twig, is clad with radiance.*  
—**William Sharp**



# NGC Proposed Bylaw Amendments

To be voted on at the 2016 NGC Convention in Grand Rapids, Michigan

The Executive Committee and the Board of Directors recommend that the membership approve the proposed bylaw amendments:

## 1. Article VII, DUES, FEES AND CONTRIBUTIONS:

### B. Annual Dues of Affiliate Member Organizations

CURRENTLY READS:

1. Annual dues of each Affiliate Member organization shall be fifteen dollars (\$15.00) per annum payable to NGC Headquarters by October 31.

**STRIKE** and **RENUMBER** the remaining items in Section B

**RATIONALE:** This category of membership was eliminated in the NGC Bylaws, Article VI, MEMBERSHIP, Section 2, NON-VOTING MEMBERSHIP at the NGC Annual Meeting in May, 2013. A corresponding change was not made in the above Article VII at that time.

## 2. Article VII, DUES, FEES AND CONTRIBUTIONS:

### B. Annual Dues of Affiliate Member Organizations

2. Annual dues of each National Affiliate Member organization shall be fifteen dollars (\$15.00) per annum payable to NGC Headquarters by October 31.

**STRIKE:** "fifteen dollars (\$15.00)" and **INSERT:** "thirty dollars (\$30.00)"

**TO READ:** Annual dues of each National Affiliate Member organization shall be thirty dollars (\$30.00) per annum payable to NGC Headquarters by October 31.

**Note:** Dues increase effective June 1, 2017

3. Annual dues of each International Affiliate Member organization shall be twenty-five dollars (\$25.00) per annum payable to NGC Headquarters by October 31.

**STRIKE:** "twenty-five dollars (\$25.00)" and **INSERT:** "fifty dollars (\$50.00)"

**TO READ:** Annual dues of each International Affiliate Member organization shall be fifty dollars (\$50.00) per annum payable to NGC Headquarters by October 31.

**Note:** Dues increase effective June 1, 2017.

**RATIONALE:** Regular membership dues were increased in May, 2014. This proposal reflects a corresponding increase in National Affiliate and International Affiliate dues.

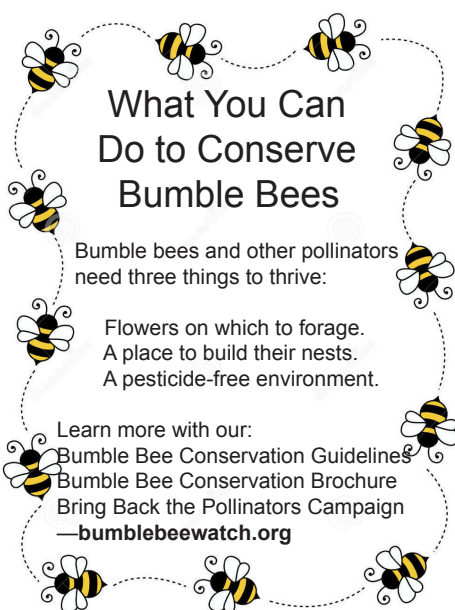
## 3. Article XI, ELECTION OF OFFICERS, Section 1. ELECTIONS, B:

**CURRENTLY READS:** All elections shall be by ballot and a majority vote shall elect. However, in the event that there is only one nominee for any elected office to be filled, election may be by voice.

**STRIKE:** the words "election may be by voice" and **INSERT:** "the Chair shall declare the nominee elected."

**TO READ:** All elections shall be by ballot and a majority vote shall elect. However, in the event that there is only one nominee for any elected office to be filled; the Chair shall declare the nominee elected.

**RATIONALE:** RONR 11<sup>th</sup> Edition made this change on page 443, lines 7-12.



## What You Can Do to Conserve Bumble Bees

Bumble bees and other pollinators need three things to thrive:

- Flowers on which to forage.
- A place to build their nests.
- A pesticide-free environment.

Learn more with our:

- Bumble Bee Conservation Guidelines
- Bumble Bee Conservation Brochure
- Bring Back the Pollinators Campaign
- [bumblebeewatch.org](http://bumblebeewatch.org)

# Standing Rules Changes

## 2015 Fall Board Meeting In St. Louis, Missouri

### 1. Page 1, Awards

**INSERT new 1.** State Garden Clubs and Affiliate Member Organizations failing to remit NGC dues by October 31 shall be excluded from all NGC Awards.

### 2. Page 3, Awards, 10. CURRENTLY READS:

The NGC Awards Chairman shall send six copies of the NGC Awards booklet to the NGC Headquarters after each NGC Convention. **STRIKE and RENUMBER 1-11.**

### 3. Page 3, Blue Star Memorial Markers

**ADD 4.** NGC expanded the Blue Star Memorial Markers Program to allow Gold Star families under the direction of the NGC Blue Star Memorial Markers Program to sponsor, fund and place Markers bearing a Gold Star; the word "Blue" will be changed to "Gold" where applicable; and the tribute wording will read: *A tribute to Gold Star families who have lost a loved one defending the United States of America.*

### 4. Page 5, Environmental Studies School, 1. CURRENTLY READS:

The current edition of the *Environmental Studies School Handbook* (1997) is the authority and is available from Member Services. The concept for a new school Handbook must be approved by the Executive Committee. **STRIKE** (1997).

### 5. Page 11, Landscape Design Schools, 1. CURRENTLY READS:

The current edition of the *Landscape Design Study, Operations Guide* (1999) is the authority and is available from Member Services. The concept for a new school Handbook must be approved by the Executive Committee. **STRIKE** (1999).

### 6. Page 11, Keeping in Touch, 1. CURRENTLY READS:

*Keeping in Touch* is a quarterly publication sent between issues of *The National Gardener* to the members of the NGC Board of Directors, local Club Presidents and District Directors. **INSERT** word "electronically" between words "sent" and "between"

**STRIKE 3.** The editor shall send a copy-ready disk to NGC Headquarters for printing and mailing. Three bids for printing shall be secured by Headquarters per administration. The bid selected by the Finance Committee shall be submitted for approval by the Executive Committee and Board of Directors. **RENUMBER 4. to 3.**

### 7. Page 10, Headquarters-Executive Director 11. CURRENTLY READS:

The Editor of *The National Gardener* shall receive Calls, Minutes of Board of Directors Meetings and NGC Convention, Bylaws and Standing Rule changes, as well as Flower Show School and Award Committee Directives and any other changes or information which could be of assistance in keeping membership informed. **STRIKE** "Flower Show School" and **INSERT** "NGC Schools."

## Check your Credits

Education is the prime goal of National Garden Clubs! Keep a record of the NGC courses you've taken.

Do you hold Consultant or Master status in all four of the National Garden Clubs Schools? You might already qualify for the Four- or Five-Star status.

If not, check your state or region for NGC schools offered so that you might attend a school to complete your credits.

It is an honor for your state to achieve Consultant or Master status, which enables your members to be eligible for a four- or five-star application.

Requirements for Four Star: A Consultant who has completed all four NGC Schools.

Requirements for Five Star: A member who holds Master status in all four NGC Schools. (This requires four refreshers.)

Note: A Tri-refresher will be offered at the Michigan 2016 NGC Convention. Email: [MichRefresh@aol.com](mailto:MichRefresh@aol.com). Hope to see you there!

Four- and Five-Star applications can be found on the NGC website: [www.garden-club.org](http://www.garden-club.org)

—Julie Schoenike, NGC 4- and 5-Star Members Chairman, [jwschoenike@gmail.com](mailto:jwschoenike@gmail.com)

## Grants for Children's Pollinator Garden Project

Available soon to Clubs  
upon application to NGC.  
Check the NGC website for details.

# Flower Show Schools

## Course I

**Dallas, TX** . . . . . **March 1-4**  
 Registrar: Peggy Consolver, 2208 Northcrest Dr., Plano, TX 75075-8354; 972-424-1830; pconsolver@verizon.net

**Bradenton, FL** . . . . . **March 23-25**  
 Registrar: Christy Linke, 2909 Aston Avenue, Plant City, FL 33566-9301; 732-322-8392; clinke3173@aol.com

**Kent, WA** . . . . . **April 12-14**  
 Registrar: Betty Burkhart, 419 Alexander Ave., Kent, WA 98030-6069; 360-928-3728; paul-burkhart@msn.com

## Course II

**Lafayette, LA** . . . . . **March 1-3**  
 Registrar: Mary Jane Peters, 189 Oakdale Loop, Houma, LA 70360-5932; 978-580-2864; maryjanegarden@comcast.net.

**Johns Creek, GA** . . . . . **March 14-17**  
 Registrar: Cookie Roland, 2771 Anscot Ct., Snellville, GA 30078; r\_cookie@att.net; 770-972-0219

**Midland, MI** . . . . . **April 19-21**  
 Local Registrar: Alice Mesaros, 3893 Hilltop Road, Onekama, MI 49675; 989-710-0441; alicemesaros@yahoo.com

## Course III

**Port St. Lucie, FL** . . . . . **February 2-4**  
 Registrar: Michele Myers, 152 Seabreeze Ave., Palm Beach, FL 33480-6127; 561-308-4260; m.s.myers@mac.com

**Richmond, VA** . . . . . **February 29-March 3**  
 Registrar: Glynis Hopkins, 1030 North Fork Road, Bedford VA 24523-3904; 540-586-6955

**East Brunswick, NJ** . . . . . **April 5-7**  
 Registrar: Louise Davis, 106 Old Denville Road, Boonton Township, NJ 07005; 973-402-4043; ldavis106@gmail.com

**Milford, MA** . . . . . **May 24-26**  
 Registrar: Julie Pipe, 54 Pilgrim Road, Holliston, MA 01746; 508-429-7646; Juliepiper@comcast.net

## Course IV

**Fort Myers, FL** . . . . . **March 20-23**  
 Registrar: Terry Pinck, 706 Henry Ave., Lehigh Acres, FL 33972; 239-368-5615; Terry.Pinck@gmail.com

**Portland, OR** . . . . . **March 29-31**  
 Registrar: Phyllis Olson, 80840 Dufur Valley Road, Dufur, OR 97021; 541-467-2601 or 541-993-0101; bloomsgreens@gmail.com

## Course IV

**Rochester, NY** . . . . . **June 8-10**  
 Registrar: Patsy Moran, 1740 Sandy Lane, Webster, NY 14580; 585-265-2672; P8moran@Rochester.RR.com

**Weldon Springs, MO** . . . . . **June 28-30**  
 Local Registrar: Sheri Menscher, 1020E, Hwy N, Wentzville, MO 63385; 573-760-4252; sherimensch@aol.com

# Flower Show Symposiums

**Phoenix, AZ** . . . . . **January 28-29**  
 Local Registrar: Joyce Girvin, 70 Box Canyon Road, Sedona, AZ 86351; 774-217-8253; joycegirvin@gmail.com

**Woodworth, LA** . . . . . **February 15-17**  
 Local Registrar: Sherri Labbe, 701 Wellington Dr., Houma, LA 70360-7124; 985-851-3593; shedigsdirt@att.net

**Estero, FL** . . . . . **April 3-5**  
 Local registrar: Glenda Dawson, 1725 Sims Place, Lakeland, FL 33803; 863-816-4618; LDawson3@tampabay.RR.com

**Auburn, CA** . . . . . **April 8-10**  
 Local Registrar: Shane Looper, 213 Carmelo Lane, South San Francisco, CA 94080-2204; 650-871-0172; slooper@sbcglobal.net

**East Windsor, NJ** . . . . . **May 17-18**  
 Local Registrar: Jane Bersch, 386 Tavistock Drive, Medford, NJ 08055-9261; 609-654-6580; janebersch@aol.com

**Boise, ID** . . . . . **May 18-20**  
 Registrar: Pat Baker, P. O. Box 140557, Boise, ID 83714; 208-870-1299; patbaker@live.com

**Athens, GA** . . . . . **July 10-12**  
 Registrar: Sally Holcombe, 3115 Brandy Station, Atlanta, GA 30339; 404-403-9645; smholcombe@hotmail.com

**St. Louis, MO** . . . . . **August 10-11**  
 Local Registrar: Judy Sheets, 341 6th St., Farmington, MO. 63640; 573-760-4252; JudithAnnSheets@gmail.com

**Grand Rapids, MI** . . . . . **August 17-18**  
 Local Registrar: Lynn Dinvald, 6802 Springbrook Lane, Kalamazoo, MI 49004-9665; 269-343-3827; Ydoublelne@aol.com

# Environmental Studies Schools

## Course III

**East Brunswick, NJ** . . . . . **March 21-22**  
 School Chairman: Louise Davis, 106 Old Denville Road, Boonton Township, NJ 07005; 973-402-4043; ldavis106@gmail.com

# Landscape Design Schools

## Course I

**Charleston, SC** . . . . . **January 12-13**  
State Chairman: Susan McLeod Epstein, 1299  
Old Tome Rd., Charleston, SC 29407; cell:  
843-224-6784; susanmcleodepstein@gmail.com

## Course II

**New Smyrna Beach, FL** . . . . . **February 16-17**  
Chairman: Karen Gott, 3040 NE 9th Avenue,  
Pompano Beach, FL 33054-5342; 954-532-5602;  
cell: 954-295-7205; kgott1219@comcast.net

**New Haven, CT** . . . . . **March 22-24**  
State Chairman: Susan Laursen, 3 Tammy Hill  
Rd., Wallingford, CT 06492; 203-415-2077;  
sklaursen@aol.com

**Morgantown, WV** . . . . . **May 18-20**  
State Chairman: Donna L. Davis, 64 Bryant  
Davis Lane, St. Marys, WV 26170; 304-684-  
3136; dadodavis@frontiernet.net

## Course III

**Sarasota, FL** . . . . . **March 16-17**  
State Chairman: Karen Gott, 3040 NE 9th  
Avenue, Pompano Beach, FL 33064; 954-  
532-5600; cell: 954-295-7205; kgott1219@  
comcast.net

**Virginia Beach, VA** . . . . . **April 6-7**  
State Chairman: Glenda H. Knowles, 6948  
Chancery Lane, Williamsburg, VA 23188-  
7567; 757-345-6618; ggknowles@cox.net

**Annapolis, MD** . . . . . **April 26-28**  
State Chairman: Diana Bonner, 324 Columbia  
Lane, Stevensville, MD 21666; 410-643-6779;  
debonner@verizon.net

## Course IV

**College Station, TX** . . . . . **February 22-23**  
State Chairman: Diane Perez, P.O. Box 19339,  
Houston, TX 77224; 713-984-1901;  
texaslandscapedesignschool@gmail.com

**Chappaqua, NY** . . . . . **April 5-7**  
State Chairman: Antoinette Babb, 125 W.  
Bridge Street, Saugerties, NY 12477; 845-  
246-4445; aplantlady1011@hotmail.com

**Santa Rosa, CA** . . . . . **April 28-29**  
State Chairman: Alexis Slafer, 6111 South Kings  
Road, Los Angeles, CA 90056-1639; 323-292-  
6657; cell: 323-708-4114; aslafer@ca.rr.com

# Tri-Refreshers

(ESS, GSS, LDS)

**West Palm Beach, FL** . . . . . **January 27-28**  
Event Chairman: Nancy Richards, 934 Cy-  
press Drive, Delray Beach, FL 33483;  
561-702-0550; nancyrichards@gmail.com

# Gardening Study Schools

## Course I

**Colfax, CA** . . . . . **January 16-17**  
Local Chairman: Myrtle B. Findley, P.O. Box  
1480 (33 Sunset Circle), Colfax, CA 95713-  
1480; 530-346-2450; mbfrwf@aol.com

**Houston, TX** . . . . . **January 31-February 2**  
Chairman: Margaret Sinclair, 7618 Crescendo  
Ct., Houston, TX 77040; 832-722-5517; mar-  
garet@margaretsinclair.com

**Chattanooga, TN** . . . . . **March 29-30**  
State Chairman: Maggi Burns, 8258 Chula  
Creek Rd., Chattanooga, TN 37421-3283;  
423-499-9751; maggitfgc@epbfi.com

**Appleton, WI** . . . . . **April 8-9**  
Local Chairman: Sandra Smet, 552 Vermont  
St., Fond du Lac, WI 54937-1838; 920-923-  
6085; smetsgardens@charter.net

**Glen Ellyn, IL** . . . . . **April 20-21**  
Local/State Chairman: Kathy O'Brien, 3S210  
Blackcherry Lane, Glen Ellyn, IL 60137; 630-  
790-0520; kathy.obrien07@comcast.net

## Course II

**Chattanooga, TN** . . . . . **September 27-28**  
Local/State Chairman: Maggi Burns, 8258  
Chula Creek Rd., Chattanooga, TN 37421-  
3283; 423-499-9751; maggitfgc@epbfi.com

## Course III

**Rome, GA** . . . . . **March 1-2**  
Local Chairman: Jackie Fulmer, 77 Holden  
Road, Rockmart, GA 30153; 770-722-8229;  
Jackie.fulmer@gmail.com

**Ames, IA** . . . . . **April 7-8**  
Local/State Chairman: Ada Mae Lewis, 122 N.  
Russell Ave., Ames, IA 50010; 515-232-0608;  
adamaelewis@gmail.com

**Boylston, MA** . . . . . **April 7-8**  
Local/State Chairman: Linda Jean Smith, 23  
Bentley Lane, Chelmsford, MA 01824; 978-  
256-3101; lindajeansmith@comcast.net

## Course IV

**Traverse City, MI** . . . . . **April 11-12**  
\*Local Co-Chairman: Nancy Collard, 903  
Valley View Dr., Traverse City, MI 49685; 231-  
943-8697; handymama@chartermi.net

\*Local Co-Chairman: Terry Harding;  
wsharding@chartermi.net

**Bedford, PA** . . . . . **April 26-27**  
Local Chairman: Micki McCahan, 428 Grove  
Lane, Bedford, PA 15522; 814-623-6590;  
micnmini@embarqmail.com



# Landscape Design Schools



The LDS Committee is pleased to see so many Landscape Design Schools courses planned for this fall and into 2016, as State Presidents *Leap Into Action*, following the theme of NGC President Sandra Robinson. Alaska and Arizona are two states that have not recently held the program but are considering doing so. Congratulations.

A reminder to State LDS Chairmen: As soon as your State Garden Club has approved the happening of an LDS course, the Event Registration and \$5 fee can be sent to Katie Roth, the Schools Secretary, at NGC Headquarters, in St. Louis. Katie will post the school information to the website and send to *TNG* once she has received the Event Registration Form LDS1 and the \$5 fee. Early publicity can mean larger attendance at the courses.

It is most important that State LDS Chairmen submit the required forms well in advance of the actual date of the course or refresher. The approving of outlines, exam questions, and the qualifications of the instructors involves quite a lot of time, and timely submission of the required material allows for this. The use of the interactive LDS forms is encouraged.

State LDS Chairmen are reminded that forms are to be sent to those LDS Chairmen listed on the form, and **not** to NGC Webmaster Poss Tarpley. Accrediting Chairmen—also do not send school listings to the NGC Webmaster. Katie Roth, the Schools Secretary, at NGC Headquarters, facilitates the posting of school information to the website once she has received the Event Registration Form LDS 1 and the \$5 fee.

Following LDS courses, refreshers, and NGC refreshers, the appropriate cards are sent by the Accrediting Chairmen to the State LDS Chairman. The State LDS Chairman is responsible for updating files for all students, Consultants and Master Consultants. Cards need to be mailed out

by the State LDS Chairman soon after they are received and the files are updated. Consultants and Master Consultants all are anxious to receive their card.

LDS State Chairmen: As the Special Interest topic, do include a lecture that promotes landscapes that support pollinator recovery.

—**Jane Bersch**, *NGC LD Chairman*

## NGC Roster Changes

### 2015-2017 Board of Directors

#### Chairmen

**International Disasters/World Gardening**  
Vice Chairman, **Emily Floyd Stephens**;  
[chasenmb@aol.com](mailto:chasenmb@aol.com)

**Organization Study Committee**  
Standing Rules, **Julie Schoenike**,  
[jwschoenike@gmail.com](mailto:jwschoenike@gmail.com)

#### IA Membership

**Delete:** Membership Chairman, **Isabel Ibarguen**  
(deceased), [Directora Sur America](mailto:Directora Sur America)

**Add:** Membership Committee IA, **Rosalia Cerchi**;  
[rosaliacherchi@hotmail.com](mailto:rosaliacherchi@hotmail.com); [South America Zone I \(Brazil, Columbia, Uruguay, Venezuela\)](mailto:South America Zone I (Brazil, Columbia, Uruguay, Venezuela))

Membership Committee IA, **Susana Schiaffino**,  
[sschiaffino@yahoo.com](mailto:sschiaffino@yahoo.com); [South America Zone II \(Argentina, Chile, Ecuador, Peru\)](mailto:South America Zone II (Argentina, Chile, Ecuador, Peru))

Membership Committee IA, **Magda Cantú**,  
[magdaortega@prodigy.net.mx](mailto:magdaortega@prodigy.net.mx); [Mexico](mailto:Mexico)

Membership Committee IA, **Silvia Castaneda**;  
[silvia@sag.com.gt](mailto:silvia@sag.com.gt); [Central America](mailto:Central America)

#### Roster of State Presidents

Florida Federation of Garden Clubs, Inc.  
[www.ffgcwildapricot.org](http://www.ffgcwildapricot.org)

Federated Garden Clubs of Nebraska  
[www.federatedgardenclubsofnebraska.com](http://www.federatedgardenclubsofnebraska.com)

South Dakota Federation of Garden Clubs  
[www.sdgardenclubs.org](http://www.sdgardenclubs.org)

Wyoming Federation of Garden Clubs, Inc.  
[www.wyominggardenclubs.com](http://www.wyominggardenclubs.com)

## Urban Greening

This new century has been an exciting time for those of us who work in the field of green infrastructure and also for those whose lives and visits to our cities have been positively affected by urban greening. Green-living spaces, urban parks, community and school gardens, have been power-seeded throughout the urban landscape, allowing residents to relax, cultivate and farm their somewhat finite but wonderfully accessible outdoor allotments. Green roofs have evolved from our envious glances across the European continent to include a bevy of dynamic and inspiring projects all across this country.

A more natural hydrological movement of storm water is being mimicked by installing pervious asphalt and permeable pavers to minimize runoff. Downspout disconnections are re-directing rain into barrels, tanks, and collection ponds to use in the landscape. Infiltration trenches, tree street planters, and vegetated filter strips are beautifying

our urban landscapes. Equally important is floodplain restoration and preservation where existing buffer zones are planted and managed to preserve the hydrological “right of way.”

Beekeepers are squeezing their hives onto blighted city lots and garden rooftops, aiding the pioneers of urban agriculture in providing city dwellers with access to fresh food, increasingly minimizing food deserts in neighborhoods depleted of fresh, organic produce. Green walls, and the ever-flexible techniques of green façading, have brought life to the previously underutilized sides of buildings, bridges, and highway overpasses and offer degrees of shading and cooling previously unrealized.

The benefits of green infrastructure are best achieved through the additive effect of varied projects. What is so particularly exciting about urban greening is that, like drops of water accumulating in a rain barrel, together many smaller projects add up to



*Drip irrigation and vertical planters of the author's design allow for a colorful and dynamic garden in a very small footprint, perfect for city living.*



***This green wall, in a city rooftop garden of the author's design, features a wide variety of edible plants for easy picking. Lettuces, herbs, and small strawberries are enchanting when viewed at eye-level. Drip irrigation supplies consistent moisture and the free-draining growing medium encourages the winter-hardiness of many species.***

create a more livable and green city. We all have a part to play, and in lots of little ways we can crack open the impervious horizontal asphalt of our cities and allow green to spring forth. We can add soil to rooftops, peel away road mediums and sidewalks to allow water to slowly re-enter the groundwater supply through the filter of living plants and bacterium, without forcefully churning into our combined sewers, taking with it all sorts of pollutants and chemicals.

Plants are opportunistic and surprisingly rugged, and we only have to make a few concessions in the hardscape of our city environment for them to flourish. Needing only the substrate to grow it, the water and nutrition to allow them to thrive and their selection for the particularly challenging environment of the city, they reward us many times over. From cooling and cleaning the air, to reducing energy costs, to supporting biodiversity in our environment, in addition to the somewhat intangible perks, which include a wide variety of quality of

life and health benefits, including an enhanced sense of community and a vigorous economy.

With more than 54 percent of the world's population currently living in cities, with that number projected to increase to 66 percent by 2050 (United Nations Dept. of Economic and Social Affairs), many already appreciate and understand the importance of this interconnectedness with our natural world. Nature does not stop at the city's edge but must be both encouraged to infiltrate through designed and managed greening projects, and PRESERVED where it has already been established.

### **Tips for Urban Plantings**

- Like our more traditional garden, it all starts with the soil. This is not mere dirt, but rather a crucial element in building a healthy ecosystem. By understanding the interconnected web of physiochemical and biological components of healthy soil and enhancing the complicated interactions



between fungi, bacteria, nematodes, and protozoa, along with oxygen, carbon, hydrogen, and the minerals that support the health of plant life, a community of plants can be supported with less inputs, fertilizer and labor. The incorporation of large amounts of compost increases the capacity of the soil to capture water during a rain event and slowly release it, like a sponge, back to the plants during drier periods. The use of mulches that are natural, undyed, sustainably harvested, and applied minimally and away from the trunks of urban trees will prevent weed germination, regulate soil temperatures, retain moisture, and, as they break down, improve the tilth of the soil.

- Engineered or structured soil can be particularly useful to combat the common problem of compacted urban soil. The benefits of these growing mediums, many especially designed for green roofs, may vault down to ground level, and this addition of expanded shale in many urban and

residential projects may be of particular importance, especially where one encounters areas of heavy clay and compaction, where it promotes drainage and a healthy oxygen exchange.

- When planting on balconies and in areas where planters are required, careful attention must be paid to their size and shape. The larger the better, as the increased soil volume will add thermal insulation both in summer and winter and also offer better moisture regulation. Square or rectangular planters offer more stability than those with narrower bases, and all should be securely fastened to prevent toppling, or worse, becoming airborne. The turbulence and velocity of the wind may be unpredictable in the city as it torrents, gusts, and uplifts between buildings. Plants, too, should be secure in their pots, and gravel mulch may prevent soil from being scoured out of planters by the wind. The material of the planter is also an important consideration, as their



***The same green wall in autumn when annuals mixed in with economical perennials reduce maintenance and enhance a beautiful spot to enjoy the last warm days of the season. These urban green spaces offer a respite from the demands and stresses of city living.***



weight, ability to withstand harsh UV light, and extreme temperature fluctuations will prolong their lifespan and usefulness. Sheets of insulation board may be cut to fit along the planter sides to further insulate against heat and cold.

- Weight considerations are obviously one of the most crucial factors when it comes to rooftop and balcony gardens. If there is any doubt whatsoever about the load allowances, a consultation with a structural engineer is a sound investment. The more elaborate the project, the more complicated the issues with regard to load and waterproofing but, as experience and training is catching up to demand, there are many green-roof professionals who may be contracted for advice.

- The watering of plants growing on rooftops, walls, and balconies, including



*The autumn colors of native and well-adapted species.*

those at ground level, give us an opportunity to significantly conserve this increasingly valuable resource. The drying effects of the wind and the increased heat in a city can destroy a planting in a few hours. A well-designed watering system will ensure the success of the garden. Typically, projects factor in a drip-irrigation system, which need not be complicated or expensive. Many self-irrigating planters systems (or SIPS) are available to purchase or make and the In-

ternet is awash with plans for the do-it-yourselfer.

- A factor often not realized by the novice city gardener is the extent to which sun and shade patterns may change over the course of a year. With tall buildings looming overhead, or the sun dropping below a nearby apartment in winter, the light corridors are extremely variable and must be considered and planted accordingly.

- Aim to eliminate areas of costly maintenance, such as turf. Mass large, dense sweeps of perennials to behave as an alternative to lawn. In our Zone 6



*Salvia 'Wendy's Wish,' Viburnum 'Winterthur,' and Nepeta abound with late-season blooms and berries and offer a valuable resource for pollinators in the city.*

climate, *Chasmanthium latifolium*, a native with a reputation as a bit of a thug, but easily contained by the asphalt restraints typical in the city, can be successfully used en masse to eliminate the need to fertilize, mow, and spray a traditional lawn. Other options might include many of the selections in the beautiful *Carex* genus (many suited for shade but some also adapted to the sun), *Sporobolus heterolepis* (Prairie Dropseed) and even ubiquitous *Liriope*.

- Plant densely and with the intention of covering most, if not all, of your soil. This density prevents weed infiltration into the gaps in the plantings, requires less mulch and other inputs, shades the soil, and prevents compaction from foot traffic and driving rain.

- Include native species, which are well adapted to varying pH, nutrition, and soil conditions and typically boast deep and extensive root systems, which support the plant through typical periods of drought and the extremes of an urban environment. Be willing to experiment with rambunctious and riotous plantings that might offer blooms for pollinators over a long season. Don't discount the efficacy of self-seeding annuals,



*Native switch-grass (Panicum 'Heavy Metal') and our native bamboo (Arundinaria gigantea) add a special winter-interest to this garden, six-stories up, and overlooking the Ohio River.*

such as *Cosmos* 'Bright Lights', *Verbena bonariensis*, *Browallia*, and *Celosia* and allow their seed heads to remain through the winter to self-propagate and feed the birds, who will appreciate the bounty.

- Trees offer an incredible opportunity to combat climate change in our cities by absorbing carbon dioxide and other pollutants, releasing oxygen, cooling the

hot corridors of our cities through shading and transpiration, preventing soil erosion, reducing energy demands, and creating habitat and providing food for many species of birds and animals. While many situations require that we plant trees that don't drop much litter, there are many opportunities in our cities, as well as our residential gardens, to plant trees to sustain wildlife. Take, for example, an oak tree, which studies suggest can support more than



*SIPS, or self irrigated planter systems, are engineered to slowing release water from the bottom of the planter, reducing watering requirements and eliminating messy runoff.*



500 different species. While this may not be suitable for high-traffic areas, there are typically many office and recreational parks, highway-overpass green spaces, and schools where the inclusion of these hefty, long-lived native trees are possible. Let's hear it for the oaks, catalpas, hackberries, coffee trees, beeches, and butternuts!

- In contrast, other applications demand new tree species bred with fastigiated and columnar shapes, or those that have been bred to be fruitless, allowing for effective street-side plantings. Careful selections of smaller trees under power lines will prevent future unwanted pruning, bad for both the tree and maintenance costs. Most cities offer tree lists of desirable urban selections, and following their recommendations will allow for excellent success in this endeavour.

- The importance of urban ecology is increasingly being understood and supported as the plight of declining species demands that we include our cities in their habitat to encourage their diversity and genetic variety. For an urban corridor to be effective, it must be dense enough, and close enough together, for the mammals, birds, bats, butterflies, insects, arachnids, and amphibians to traverse through them. In the urban environment, the vitality of this network enhances our lives in many ways, and as our urban population becomes denser, so should we balance our volumetric greening accordingly. We all have a role to play in creating livable cities and, as we strive to find balance in the web or our urban ecology, we have the opportunity to greatly enhance the quality of our lives and that of ALL of our neighbors.


—Tracey Williams, Designer and horticulturist, and owner of Greensleeves Design. Specializing in urban and residential gardens.



*This green wall and planter garden have played host to a wide-variety of birds, insects, and arachnids. Managed with organic practices, a balance has been achieved and praying mantis, ladybugs, and many birds easily dispose of undesirable and destructive insects.*



INVITING  
BUTTERFLIES  
INTO YOUR  
GARDEN



An Educational Publication of  
National Garden Clubs, Inc.

Genuine - 370 Nitrile

**ATLAS  
GLOVE™**

## A FUNDRAISING IDEA For Garden Clubs

Sell a case of Atlas Garden  
Gloves to your local  
garden club and easily  
**make over \$400.00!**

- Mix and match assorted colors and sizes.
- Retail price is \$5.99 or more per pair.
- Your cost is \$2.98 per pair.
- 144 pairs are in a case for a total of \$429.00.
- Free shipping.

*Four Glorious Assorted Colors*



For details or order form:

Email [gardenclubs@palmflex.com](mailto:gardenclubs@palmflex.com)

Phone 800-856-4817

Visit [www.palmflex.com/gardenclubs.htm](http://www.palmflex.com/gardenclubs.htm)

**PalmFlex**  
Gloves and Safety Solutions

Atlas is a registered trademark of Showa Glove Co.



# Member Services

Member Services Chairman, **Barbara Campbell**

Orders only, please: 800-550-6007; E-mail: [headquarters@gardenclub.org](mailto:headquarters@gardenclub.org)

You may order by Fax: 314-776-5108; 7 days a week, 24 hours a day

The new updated NGC website has made it easy to order online. For us northern members, curl up with a cup of coffee, watch the snow come down and browse our online catalog. For the southern folk, just grab the cup of coffee, sit on your lanai and do the same.

We have new charm bracelets, charms, and a beautiful scarf (pictured below) with the border imprint of President Robinson's "Leap Into Action" original art work. If you have not ordered the book, *The Frightened Frog*, be sure to get it for a young person or for your local library.

While planning your upcoming garden club year, be sure to get your supplies from member services:

- 2016 Vision of Beauty Calendars are still available.
- NGC Official Pins and Charms—make great gifts for outgoing and incoming officers.
- Custom Magnetic Name Badges—name, state, title, or any combination you create.
- Books—Required books for all courses, plus others for your reading pleasure. A must have for all judges and horticulturists—*Horticulture Exhibiting and Growing*, a supplement to our 2012 handbook, with color photos and chock full of information—only \$40. Order in bulk for your Judge's Council.
- NGC Award Certificates—Check our online catalog for variety.
- NGC Official Flower Show Ribbons—Available in standard and petite sizes. Ribbons can be customized for your club. Also you may purchase award stick-on seals and entry cards.

