

# The National Gardener

Winter 2015





*Garden Club*

*Insurance*

Liability Plus \$315.00

Bonding Plus \$83.00

Directors & Officers Liability Plus \$88.00

Accident Medical Plus \$123.00

Property Plus \$112.00

[rvnuccio.com](http://rvnuccio.com) or 1-800-567-2685

Underwritten by



**RVNA**  
RV NUCCIO & ASSOCIATES, INC.



# The National Gardener

Winter 2015  
Vol 86, No 41

Quarterly Journal of National Garden Clubs, Inc.

## National Garden Clubs, Inc.

5,602 Garden Clubs  
178,946 Garden Club Members  
50 States and the National Capital Area  
70 National Affiliate Member Organizations  
654 International Affiliate Member Organizations

**Linda G. Nelson**, President  
543 Lakefair Place N., Keizer, OR 97303-3590

## The National Gardener

**Susan Davidson**, Editor  
102 South Elm Avenue, St. Louis, MO 63119  
Ph: 314-968-1664; susand102@charter.net  
Direct all **advertising inquiries** to the  
TNG Editor, Susan Davidson  
**TNG Circulation**, 4401 Magnolia Avenue,  
St. Louis, MO 63110; 314-776-7574

## NGC Headquarters

Monday-Friday 9:00 am — 4:30 pm CDT  
4401 Magnolia Avenue, St. Louis, MO 63110  
Tel: 314-776-7574 Fax: 314-776-5108  
E-mail: [headquarters@gardenclub.org](mailto:headquarters@gardenclub.org)  
Internet: [www.gardenclub.org](http://www.gardenclub.org)

**Michelle Smith**, Ext: 14; Executive Director  
**Teri Virga**, Ext: 17; Member Services  
1-800-550-6007 - Orders Only, Please  
**Bill Trapp**, Ext: 12; Accountant  
**Gabby Gebben**, Ext: 11; Accounting Assistant  
**Kathy Romine**, Ext: 15; Administrative Assistant  
**Katie Roth**, Ext: 10; Schools Secretary

**The National Gardener** (ISSN: 0027 9331) (USPS: 595-500) is published quarterly by National Garden Clubs, Inc., 4401 Magnolia Avenue, St. Louis, MO 63110-3492 U.S. Subscription Rates: 1 year: \$8; 3 years: \$21. Foreign Subscription Rates: 1 year: \$18; 3 years: \$36. 1 year subscription outside continental U.S., including AIR MAIL: \$36; 3 year subscription outside continental U.S., including AIR MAIL: \$88. Change in name/address - \$1. Single copy - \$2. Postmaster: Send address changes to *The National Gardener*, National Garden Clubs, Inc., 4401 Magnolia Avenue, St. Louis, MO 63110. Periodicals postage paid at St. Louis, MO. Send all subscriptions, changes of address and inquiries to: Circulation Department, NGC, 4401 Magnolia Avenue, St. Louis, MO 63110-3492; Telephone: 314-776-7574

## Table of Contents

Report of the NGC Nominating Committee	3
86th NGC Convention	4
NGC Schools News	20
BeeGAP	22
North American Butterfly Association	24
Member Services	25
Landscape Design Schools	26
Gardening Study Schools	27
NGC Life Memberships	28
4- and 5-Star Members	28
Book Reviews	29
Flower Show Schools	31
NGC Roster Changes	34
NGC Proposed Bylaw Amendments	35
NGC Schools and Courses	36
Landscape Design	38
Environmental Studies	42

## The Cover

### *The First Turn*

Horses round the first bend at Churchill  
Downs during the Kentucky Derby.

Photograph: Louisville Convention & Visitors Bureau



# President's Message

Making A World Of Difference—Choices Matter



lorious fall has arrived. I find the beauties of fall to be as grand as the fresh splendor of spring. Yesterday, we had a strong wind storm and the golden leaves from a neighbor's tree filled the air and my yard. But to look up and see them fluttering through the air was magnificent! It was as if the air was filled with thousands of golden butterflies. Soon, the leaves will be gone and we will enjoy a different view of our gardens. We will see the "bones" of our trees and shrubs in our landscapes; the white or red barks, the twiggy shrubs, the strong trunks, the curved branches—all the varied textures and shapes. I feel fortunate to live in an area that enjoys the four seasons. Expressing thankfulness makes a world of difference in our heart.

I have just returned from a visit to our International Affiliate, Federación Flora Perú. They presented a wonderful Flower Show, "Perú: Mitos y Leyendas," which paid tribute to many of their legends. The designs were outstanding and they can boast of 720 horticulture exhibits, all of near perfect condition. They had 29 judges from Mexico, and Central and South America come to judge their show. I also had the honor of being a part of the dedication of the first Botanical Garden in Perú. It is sited in a large park, The Parque de las Leyendas, that salutes the legends of Perú. Within the park is a zoo,

**President Nelson tours the Botanical Garden in Lima, Perú.**



play areas, picnic areas, historical digs, Huacas (pronounced wa-cas), educational buildings and now this botanical garden, developed by Dr. Maria Pastor, who, by the way, is 92 years strong. They hope to salvage endangered plants and trees for future propagation. Their efforts will live long after them and will MAKE A WORLD OF DIFFERENCE. I commend them for making a Choice That Matters.

At this time of the year when we bring in our harvests and give thought to all our blessings, I want to say to all of you how very blessed I have been by your friendship and support. Meeting all of our members has been a joy. I have had my heart warmed

Photograph: Idalia de Aguilar





by those of you who have said the goals of protecting and preserving our natural resources have hit a cord with them and they share those same goals. Many clubs have shared what they are doing and I encourage all clubs to apply for the awards that are offered in the President's Projects. Find the information on our website: [www.gardenclub.org](http://www.gardenclub.org) and fill out an application and submit your club's projects. Every club will receive an award of participation and 20 of the clubs will win \$\$\$\$. Together, our 6,000 clubs are a strong and powerful voice for choosing to shift our gardening practices to practices that protect and conserve our natural resources. Together, we will *Make A World of Difference*. And so I gives thanks at this time of the year for all that our many members do for their communities, our roadsides, our youth, honoring our armed forces, and leading our educational schools. Thank you, you bring us blessings!

Hope your holidays were filled with happy times with family and friends and may the new year bring to you and yours good health and happiness. May your hearts be merry, your cheeks rosy, your marshmallows melty in your hot chocolate, and your feet toasty by the fire.

Love,



*Here is a little health tip I just read: A study has just shown that 20 minutes of brisk walking raises the chemicals needed for growth of healthy new brain cells. This cuts your risk of dementia and Alzheimer's in half. So, instead of your brain's memory center getting 1% smaller every year after age 50, the brain cells grow 2% bigger, helping keep short-term and long-term memory intact! So, I'm off to buy me some new walking shoes!*

Linda

# Report of the NGC Nominating Committee

*Slate of Officer Candidates Selected by  
the Nominating Committee for 2015-2017*

- ◆ **President — Sandra H. Robinson**  
960 Maple Grove Road, London, KY 40744-8955
- ◆ **1st Vice-President — Nancy Hargroves**  
1235 Dover Creek Ln., Manakin Sabot, VA 23103-2532
- ◆ **2nd Vice President — Gay Austin**  
405 Marion Avenue, McComb, MS 39648-2709
- ◆ **3rd Vice President — Mary Warshauer**  
57 Buena Vista Ave., Rumson, New Jersey 07760-1230
- ◆ **Recording Secretary — Shirley Tetreault**  
12404 Apache Pl. N.E., Albuquerque, NM 87112
- ◆ **Treasurer — Betty Grimes**  
PO Box 349, Hiawassee, GA 30546-0349

NGC 2013-2015 Nominating Committee

Wanda S. Davis, Chairman

Elaine Dates, Vice-Chairman

Central Atlantic Region

Alice E. Witterholt, DE

Patricia J. Cargnoni, NY

Central Region

Barbara J. Mikkelson, MN

Marion H. Books, WI

Deep South Region

Mary Sue Colvin, LA

Melanie S. Gousset, MS

New England Region

Caroline Frey, VT

Pacific Region

Carol Norquist, AK

Garnet Ascher, OR

Rocky Mountain Region

Phyllis White, MT

Lynette Jeffries, WY

South Atlantic Region

Mary Ann Goodman, NC

Mary E. Owen, VA

South Central Region

Mary Ann Moreno, NM

Linda Lawson, OK


# 86th NGC Convention

May 15-17, 2015

## NGC Convention Tours

**Tour A: Frankfort's Floral Clock/  
Governor's Mansion,**  
Tuesday, May 12, 8:30  
a.m. – 4:00 p.m. \$95  
(Tri-Refresher Credit: 3  
hours – GS, LDS) Space  
is limited.

Kentucky's State Capitol celebrates outstanding features in garden design and plant selection. The docent-led tour will take us to the famed Floral Clock (below), then to the gardens of the Mansion. A box lunch will be followed by a presentation on Fairy Garden culture at Wilson's Nursery.



well as a guided tour of the gardens and great shopping at the Kentucky Derby Museum.

**Tour C: Bernheim Forest/Maker's Mark Distillery,** Wednesday, May 13, 8:00 a.m. – 4:30 p.m. \$95  
(Tri-Refresher Credit: 4 hours – ES, GS, LDS)  
Space is limited.

Bernheim Forest (below) is a living legacy connecting us with Nature. Beyond the "green" visitor center, there is a living

roof, edible garden, and living pavilion. The Canopy Tree Walk provides a view of the forest that has one of the largest collections of American Holly in North America. Leaving Bernheim, we journey to the "green" facility of Maker's Mark Distillery. A docent will lead us to the nature preserve on the hill, pointing out native trees and grasses, the distillery's water source, and anaerobic digestion facility. The landscape offers visual perfection. Lunch is provided.



**Tour B: Churchill Downs,** Tuesday, May 12, 11:15 a.m. – 4:15 p.m. \$55  
(Tri-Refresher Credit: 2 hours – GS, LDS) Space is limited.

The twin spires of Churchill Downs signal the world's most famous horse race, the Kentucky Derby. Lunch is included and will be enjoyed at the Track Kitchen, followed by a talk by horticulturist Matt Bizzell, as





PHS

# PHILADELPHIA FLOWER SHOW

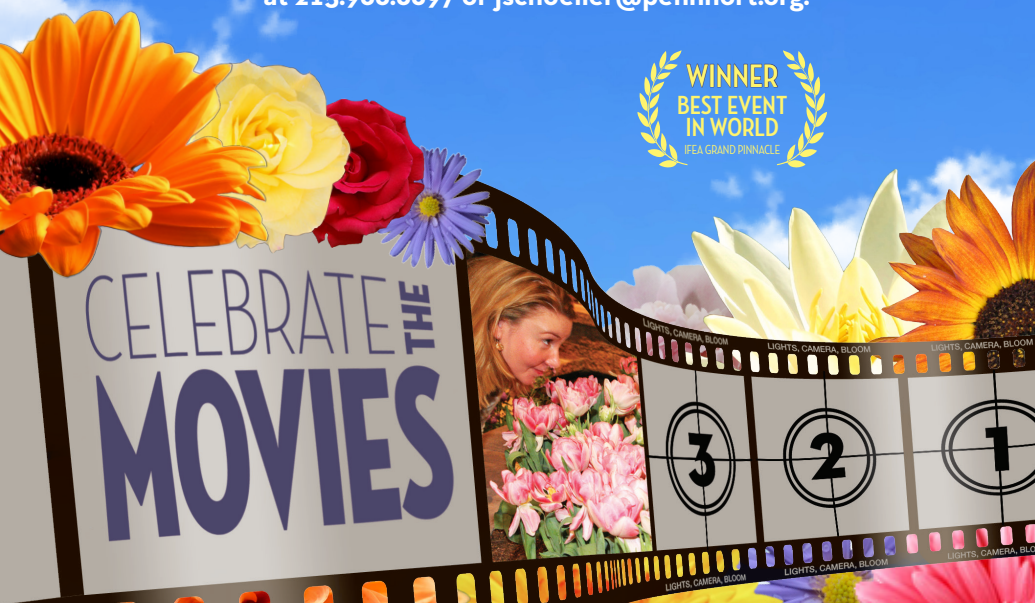
FEBRUARY 28 - MARCH 8, 2015  
PENNSYLVANIA CONVENTION CENTER

## Get Up Close with an Early Morning Tour

- Private guided tour of the exhibits before the show opens
- One day shoppers delight card and a free gift bag
- PHS Members Lounge access

**\$105 tour & ticket package**

For group reservations contact Johanna Schoeller  
at 215.988.8897 or [jschoeller@pennhort.org](mailto:jschoeller@pennhort.org).



Tickets Available Now at [theflowershow.com](http://theflowershow.com)





**Tour D: Hidden Hill Nursery and Sculpture Garden**, Wednesday, May 13, 12:30 p.m. – 5 p.m. \$40 (Tri-Refresher Credit: 2 hours – ES, GS, LDS) Space is limited.

Hidden Hill (above) offers hundreds of rare, unusual and useful plants. Amazing trees and shrubs are found here and imagination and whimsy are at home as displayed in the many sculptures throughout the garden. The garden paths of Hidden Hill offer experiences in delightful creativity.

**Tour E: Farmington Plantation and Cave Hill Cemetery**, Thursday, May 14, 8:00 a.m. – 1 p.m. \$55 (Tri-Refresher Credit: 2 hours – ES, GS, LDS) Space is limited.

Completed in 1816, Farmington (at right) was a 550-acre hemp plantation. Great old trees and beautiful gardens remain today. Here, a box lunch will be provided, followed by a tour of Cave Hill Cemetery. Cave Hill rests on 330 acres and

is known as a garden cemetery, designed and planned with winding paths, lakes, and ponds in the valleys. The cemetery is known also as an arboretum, featuring more than 500 species of trees and shrubs, including current state champion trees.

**Tour F: The Garden Club of Kentucky Headquarters & Arboretum**, Thursday, May 14, 9:00 a.m. – 4:30 p.m. \$95 (Tri-Refresher Credit – 2 hours – ES, GS, LDS) Space is limited.

Drive past rock fences and visit a horse farm on your way to the Wallis House (opposite page, at top) and Arboretum in Paris, Kentucky. This Greek-revival home, built in 1851, is on the National Register of Historic Places. Mrs. Nannine Clay Wallis was the 6th NGC President from 1939–



1941. The Arboretum has trees dating back to mid-1850. Throughout the grounds are beautifully designed and environmentally themed gardens. Lunch is included.





### **Tour G: Private Gardens ,**

Thursday, May 14, 1:30 p.m. – 5:30 p.m.

\$30 Limited to Tri-Refreshers Only  
(Tri-Refresher Credit: 2 hours – ES, GS, LDS)

Running Water Farms, home of Brad and Carla Sue Broecker, is described as a Kentucky interpretation of an English garden. More than 35 acres of gardens run the gamut from shady glade to formal walled garden and everything in between. Outside the walled garden is a meadow punctuated by a 30' tall Elizabethan viewing mound with spiral grass path to the obelisk at the top. The view from the top is like nothing in the area.

Longfield, the garden project and home of Sissy Nash, was started in 1962 and has been a long-term commitment. Top plant experts were brought in,

including the garden design team of Wayne Winterrowd and Joe Eck. Perennials line vast sweeps of lawn and climbing roses reach up into shade trees. The peony room is a spring delight and the pool garden offers an array of unusual plants. This garden is a plant person's paradise.

### **Tour H: Yew Dell Botanical Garden,**

Friday, May 15, 8 a.m. – 11:30 a.m. \$50  
NON-BOARD MEMBERS ONLY (Tri-Refresher Credit: 2 hours GS, ES, LDS)  
Space is limited.

The extensive display gardens of Yew Dell include the Secret Garden, with a holly allée and ferns, camellias, and hellebores; the Serpentine Garden evergreens are the core of Yew Dell; the Sunken Garden features plants gathered from around the world; and the Walled Garden (bottom of opposite page) has walls of beautiful limestone. Yew Dell, with unique plants from Kentucky and the world, includes an arboretum with collections of dogwood, beech and holly. The tour will be docent-led. Here is a nationally recognized center of gardening and sustainable horticulture.



*Castle Spring, Yew Dell Garden*



## Spouse/Guest Tours

**Tour I: Kentucky Horse Farms Tour,**  
Friday, May 15, 8:30 a.m. – 4:00 p.m. \$50  
Space is limited.

Kentucky is known as “the horse capital of the world” and is home to two of the world’s premier race tracks, hosting both the Kentucky Derby and the Breeders Cup. Get a first-hand look at how these thoroughbreds get their start and how they live when not on a race track. Visit two working horse farms in the Lexington area. Maybe you will get a chance to see Derby winners at their leisure. Lunch will be on your own in historic Midway.



*Foals romp with their mother at a Lexington horse farm.*



*Above: Red penguins atop the 21c Museum Hotel. At right: Louisville Slugger Museum.*

**Tour J: Museum Row on Main,** Saturday,  
May 16, 10:00 a.m. – 4:00 p.m. \$70  
Space is limited.

There is something for everyone on Museum Row on Main! One ticket lets you visit ten attractions. We will visit only five, but you may want to go to the remaining five attractions on Sunday, if your schedule permits. We will visit (1) The Louisville Slug-





ger Museum and factory. See the Official Baseball Bat of Major League Baseball. (2) Louisville's favorite son, Muhammad Ali. We will visit his Center. (3) Get some rest at the KENTUCKY SHOW, a 30-minute experience honoring the Commonwealth of Kentucky. (4) The 21c Museum Hotel, Condé Nast Traveler's #1 small hotel in the U.S. See "David," the red penguins, and much more. (5) The Evan Williams Bourbon experience. Learn everything you ever wanted to know about bourbon. Time is provided for a leisurely lunch on your own at the St. Charles Exchange.

**Tour K: A Day at the Races—Historic Churchill Downs**, Sunday, May 17, \$65 11:00 a.m. – 4:00 p.m. Space is limited.

You may already have visited the back side of the Downs and seen a working horse farm. NOW is the time to place your bets. You will be driven to Churchill Downs and you will spend your day on famous millionaire's row. You will have easy access to mutual tellers, wagering machines and many scenic vantage points to view the races. You have seen the rich and famous enjoying this area on Derby Day, now it is your turn. A Chef's Table buffet luncheon is included with your tour.

**Made in the USA**

**100% Stainless Steel Plant Markers**

[www.kincaidgardens.com](http://www.kincaidgardens.com)

[info1@kincaidgardens.com](mailto:info1@kincaidgardens.com)

**Call us 816-324-4931**

*Discounts Available  
for Garden Clubs and  
Members*





*A garden is always a series of losses set against a few triumphs, like life itself.  
~May Sarton*



**Barbaro**, the beloved American thoroughbred racehorse, welcomes visitors to Churchill Downs. Barbaro decisively won the 2006 Kentucky Derby, but shattered his leg two weeks later in the Preakness Stakes, ending his racing career and eventually leading to his death.

*There is nothing in the world more beautiful than the forest clothed to its very hollows in snow. It is the still ecstasy of nature, wherein every spray, every blade of grass, every spire of reed, every intricacy of twig, is clad with radiance.  
~William Sharp*



# 86th Annual National Garden Clubs Convention

## Tentative Schedule

May 15 – 18, 2015

### Tuesday, May 12

8 AM – 11AM & 5 PM – 6 PM  
8:30 AM – 4:00 PM  
11:15 PM – 4:15 PM  
4:45 – 6:15 PM  
7:00 PM  
7:30 PM

Registration Open  
**Tour A** - Frankfort's Floral Clock/Governor's Mansion Gardens  
**Tour B** – Churchill Downs  
National Flower Arrangers Workshop  
National Flower Arrangers Cash Bar  
National Flower Arrangers Banquet

### Wednesday, May 13

7:30 AM – Noon & 1 PM – 5 PM  
8:00 AM – 4:30 PM  
8:30 AM – 11:30 AM  
8:30 AM – 5:00 PM  
12:00 PM – 1:30 PM  
  
12:30 PM – 5:00 PM  
2:00 PM – 4:00 PM  
3:00 PM – 5:00 PM  
4:00 PM – 5:30 PM  
4:30 PM – 6:30 PM  
4:30 PM – 6:30 PM  
4:30 PM – Open  
  
6:30 PM – 10:00 PM

Registration/Credentials Open  
**Tour C** – Bernheim Forest/Maker's Mark Distillery  
Finance Committee  
Handbook Revision Committee  
Luncheon – Finance Committee, PH&E, Organization Study Committee and Handbook Revision Committee  
**Tour D** – Hidden Hill Nursery and Sculpture Garden  
Organizational Study Committee  
Scholarship Committee  
PH&E Trustees  
International Affiliates Activities Committee  
International Affiliates Flower Show School Committee  
International Affiliates  
  
Executive Committee Dinner (Invitation only)  
Dinner on your own (All Others)

### Thursday, May 14

7:30 AM – Noon & 1 PM – 5 PM  
8:00 AM – 11:00 AM  
8:00 AM – 7:00 PM  
8:00 AM – 1:00 PM  
8:30 AM – 11:30 AM  
8:30 AM – 4:00 PM  
9:00 AM – 4:30 PM  
9:00 AM – 11:30 AM  
9:00 AM – 11:00 AM  
9:00 AM – 11:00 AM  
9:00 AM – 11:00 AM  
9:00 AM – 11:00 AM  
10:00 AM – 12:00 PM  
11:30 AM – 1:00 PM  
Noon – 7:00 PM  
12:00 PM – 1:30 PM  
1:00 PM – 3:00 PM  
1:00 PM – 3:00 PM  
1:30 PM – 3:30 PM  
2:00 PM – 3:30 PM  
1:30 PM – 5:00 PM  
1:30 PM – 5:30 PM  
2:00 PM – 4:00 PM

Registration/Credentials/Information Desk Open  
Vendors Set-up  
Exhibits Setup  
**Tour E** – Farmington and Cave Hill Cemetery  
NGC Schools: GS, LD, ES; Educational Schools Committee Chairmen  
Flower Show Schools Committee  
**Tour F** – GCKY HQ, Horse Farm/Stone Fences  
Executive Committee  
Gardens Committee  
Horticulture Committee  
Environmental Concerns Committee  
Youth Committee  
Future Fall Board Meeting  
Gardening Study Schools Committee  
Vendors Open  
Luncheon for Executive and Flower Show Schools Committee  
Awards Committee  
Strategic Planning Committee  
Executive Committee (Resumes)  
Landscape Design Studies Schools Committee  
Flower Show Committee (Resumes)  
**Tour G** – Private Gardens – Limited to Tri-Refreshers ONLY  
Future Convention Chairmen/Credentials/Protocol/Resolutions

3:00 PM – 5:00 PM	Outreach/Continuing Projects
3:00 PM – 5:00 PM	Communications (Non-Print) Committee
3:00 PM – 5:00 PM	Communications (Print) Committee
3:00 PM – 5:00 PM	Internal Organization Committee
3:00 PM – 5:00 PM	Grants/Development/Bequests/Golden Circle Committees
3:30 PM – 5:00 PM	Environmental Studies Schools Committee
3:00 PM – 5:15 PM	Membership Committee Meeting
3:30 PM – 5:00 PM	Liaison Committee
5:00 PM	Bus for New Life Members to Yew Dell Gardens
	<b>Wear Walking Shoes</b>
5:30 PM – 6:30 PM	Rehearsal for New Life Members at Yew Dell Gardens
	<b>Must take 5 PM bus to garden</b>
5:00, 5:15, 5:30, 6:00 PM	Life Member Banquet Bus to Yew Dell, with time in the garden.
	<b>Wear Walking Shoes</b>
6:30 PM	Life Member Banquet - Last Bus Leaving for Yew Dell Gardens
	<b>Wear Walking Shoes</b>
6:30 PM	Life Member Cash Bar Opens – Yew Dell Gardens
7:30 PM	Life Member Banquet – Yew Dell Gardens
<b>Friday, May 15</b>	
7:30–11:30 AM & 2:15–5:00 PM	Registration/Credentials/Information Desk Open
7:30 AM – 9:15 AM	Breakfast - State Presidents & Regional Directors (2013 – 2015 & 2015 – 2017)
8:00 AM – 11:30 PM	<b>Tour H</b> – Yew Dell Gardens, Open to <b>NON-Board Members ONLY</b>
8:30 AM – 4:00 PM	<b>Spouses' Tour I</b> – Kentucky Horse Farms
9:00 AM – 7:00 PM	Vendors Open
9:00 AM – 7:00 PM	Exhibits Open
9:30 AM – 11:30 AM	BOARD OF DIRECTORS MEETING
12:00 PM – 2:00 PM	OPENING LUNCHEON
2:15 PM – 4:00 PM	CONVENTION OPENING/BUSINESS MEETING
4:30 PM – 5:30 PM	<b>Seminar I:</b> "Count Me In" - Parliamentary Procedures, Joan H. Corbisiero
4:30 PM – 5:30 PM	<b>Seminar II:</b> "The Magic of Children's Gardens," Marcia Farris
4:30 PM – 5:30 PM	<b>Seminar III:</b> "All a Flutter with Butterflies," Judy Burris & Wayne Richards
6:00 PM – 7:00 PM	Cash Bar
7:00 PM – 10:00 PM	Design Banquet - Bill J. Harper
<b>Saturday, May 16</b>	
8:00–11:30 AM & 2:15–5:00 PM	Registration/Credentials /Information Desk Open
9:00 AM – 7:00 PM	Vendors Open
9:00 AM – 7:00 PM	Exhibits Open
9:30 AM – 11:30 AM	Business Meeting Continues
10:00 AM – 4:00 PM	<b>Spouses' Tour J</b> – Museum Row on Main
12:00 PM – 2:00 PM	Award of Excellence Luncheon
2:15 PM – 4:00 PM	Business Meeting (resumes)
4:15 PM – 6:00 PM	Incoming State President's Meeting
4:30 PM – 5:30 PM	<b>Seminar IV:</b> Blue Star Memorials: Andrea Little, NGC Blue Star Memorial Chair
4:15 PM – 5:15 PM	<b>Seminar V:</b> "The Amazing World of Hummingbirds," Russ Thompson
4:15 PM – 5:15 PM	<b>Seminar VI:</b> "How Flowers Flirt and Flourish," Tavia Brown
5:30 PM – 6:00 PM	Rehearsal – Awards Ceremony (State Presidents/Regional Directors)
6:00 PM – 7:00 PM	Cash Bar
7:00 PM – 10:00 PM	Awards Banquet



## Sunday, May 17

8:00 – 11:30 AM & 4:00 – 5:00 PM	Registration/Credentials/Information Desk Open
9:00 – 9:30 AM	Inspirational Service
9:00 AM – Noon	Closing Vendors
9:00 AM – Noon	Closing Exhibits
10:00 AM – 11:30 AM	Final Business Session
11:00 AM – 4:00 PM	<b>Spouses Tour K</b> “A Day at the Races,” Historic Churchill Downs
12:00 PM – 2:00 PM	REGIONAL LUNCHEONS
2:30 PM – 4:00 PM	2015 – 2017 Executive Committee Meeting
3:00 PM – 4:00 PM	Seminar VII: “The Wild Side of Wildflowers,” Dr. Martin Stone
3:00 PM – 4:00 PM	Seminar VIII: “The Ups & Downs of Vertical Planting & Urban Gardening,” Tracey Williams
3:00 PM – 4:00 PM	Seminar IX: “Gentle Bees” – Elsie A. Olesen, Crown Bees
4:30 PM – 5:30 PM	Installation Rehearsal
6:00 PM – 7:00 PM	Cash Bar
7:00 PM – 10:00 PM	Installation Banquet

## Monday, May 18

7:30 AM – 9:30 AM	NGC 2015-2017 Board of Directors Breakfast
-------------------	--

# 2015 Convention Featured Speakers

## Life Members Banquet Thursday, May 14

### Dr. Paul Capiello, “Yew Dell Botanical Gardens; The long and winding road from weed patch to garden wonder.”

Paul Capiello is the 2013 recipient of the American Horticulture Society’s most prestigious award, the Liberty Hyde Bailey



Award. He is the executive director of Yew Dell Gardens, which is located in Crestwood, Kentucky, and considered to be one of America’s most unique gardens.

Dr. Capiello is highly regarded as a teacher, writer, garden designer, and gardener. He is known locally, nationally, and internationally for his 20 years of research of cold tolerance, propagation, nursery production, and work on selection, introduction, and evaluation of new ornamental plants. He routinely presents lectures across the country to gardeners, college classes, horticultural professionals, and academic audiences. His work has appeared in over 100 publications.

Paul is a keen gardener, who jokes he is ever hopeful that one day he will get it just right. A part-time golfer, Paul says it provides ample opportunity for studying trees and shrubs up close and personal. Paul and his wife, Carolyn, and son, Christopher, live in Louisville, Kentucky.  
(Tri-Refresher credit: 1 hour; GS, ES, LDS)

*In joy or sadness, flowers are our constant friends.*

~Kozuko Okakura

Embassy Suites, South San Francisco, CA

**Save the dates! Details to be announced in the  
next issue of *The National Gardener***

- ❖ Featuring Char Mutschler, Creative Designer from Oregon presenting *Creative Design Fusion* plus programs by Helga Sallmon, Soho Sakai and more
- ❖ View member designs in the Gallery
- ❖ Participate in workshops with Char Mutschler *What's your Angle* & Soho Sakai *Designing without Mechanics*
- ❖ Shop with a variety of special vendors

For information regarding OFAD membership and seminar, contact Membership Chairman Jill Coleman, 951-684-2635, email [bcnjill@hotmail.com](mailto:bcnjill@hotmail.com) or visit <http://cagardenclubs.com/OFAD>.

**Opening Luncheon - Friday, May 15  
Jon Carloftis, Garden Designer**

Nationally renowned garden designer, author, television guest, and lecturer, Jon Carloftis was born and raised in rural Kentucky, on the banks of Rockcastle River. He credits his love of gardening to a neighbor who taught him about vegetables and landscape plants; for his love of the natural world, Jon credits his father, who taught him the names of the forest trees and plants.

Jon's work has been featured in *Country Home*, *Southern Living*, *Martha Stewart Living*, *Metropolitan Home*, *flowers*, *Travel + Leisure*, and *Garden Structures*.

Upon graduation from the University of Kentucky, Jon moved to New York City to start Jon Carloftis Fine Gardens. His client list is a veritable Who's Who of the film and corporate worlds. He has homes in Buck's

County, Pennsylvania, and Lexington, Kentucky, where he recently received the 2014 Ida Lee Willis Memorial Foundation Preservation Project Award for the restoration of his beloved historic home, Botherum.



Jon designed the “Plant It Pink” birdhouses for National Garden Clubs and the Susan G. Komen Foundation in memory of his sister, Kuhla. He donates his expertise to many worthy organizations across the Commonwealth, including the Kentucky Governor’s Mansion and garden clubs. “Southern Starts Here,” is one of this southern gentleman’s favorite sayings when talking about Lexington and his home state of Kentucky. Kentucky recognizes Jon as one of her most respected treasures.

(Tri-Refresher credit: 1 hour; GS, ES, LDS)



**Design Banquet - Friday, May 15**  
**Bill J. Harper, AIFD**

Bill J. Harper’s role as teacher, designer, and innovator has, by invitation, allowed him to participate in numerous workshops and exhibitions throughout North America, Europe, and Asia. His skills at teaching floristry won him the reputation of being one of the finest instructors in the country. Bill is a member of the American Institute of Floral Designers (AIFD®), the American Academy of Floriculture (AAF), and the Floral Academy of Missouri (FAM). Bill was a member of the team that designed and coordinated floral décor for the rededication of the Statue of Liberty. He has designed for presidential inaugurations and was one of the national

designers from the U.S. invited to the White House to decorate the Executive Mansion for Christmas. In addition to the numerous awards and recognitions he has received, Bill was presented with the Distinguished Service Award by AIFD® in 1996 and was honored as a Fellow of the organization.

## 2015 Convention Seminar Speakers

**Seminar I: Parliamentary Procedures,**  
**Joan H. Corbisiero**, NGC Parliamentarian  
and Professional Parliamentarian  
Friday, May 15, 4:30 p.m.–5:30 p.m. “Count Me In”

Joan H. Corbisiero, PRP, National Garden Clubs’ Parliamentarian since 2007, has been a regular presenter of parliamentary workshops at NGC conventions. Her topic for this convention will be on voting and titled “Count Me In.” Joan discovered the parliamentary world after a lifetime of activity in not-for-profit organizations, sparked primarily by her passion for horticulture. She is a former president of the National Chrysanthemum Society and is currently a member of three local parliamentary units or chapters in New York. Joan is a frequent educator at parliamentary seminars.

**Seminar II: “The Magic of Children’s Gardens,”**  
**Marcia Farris**

Friday, May 15, 4:30 p.m. – 5:30 p.m. (Tri-Refresher credit: 1 hour; GS, ES, LDS)

Marcia is a resident of Lexington, Kentucky, and holds degrees from Transylvania University and the University of Kentucky. She has been a teacher in the public schools for 15 years; she served as Director of The Arboretum, State Botanical Garden of Kentucky. This mother of three, grandmother of two, loves gardening, gardens, and, particularly, children’s gardens. Her interests include designs for children’s gardens, the plants placed therein and the effect these plants will have in attracting good bugs, butterflies, and song birds, as well as children.



**Seminar III: “All Aflutter With Butterflies,”  
Judy Burris and Wayne Richards**

Friday, May 15, 4:30 p.m. – 5:30 p.m. (Tri-Refresher credit: 1 hour; GS, ES, LDS)

Judy and Wayne are sister and brother naturalists from Northern Kentucky. Captivated by butterflies since childhood, their fascination has resulted in a nearly full-time devotion to gardening and garden landscaping, specifically to support butterflies in every stage of life. They encourage natural habitat conservation and chemical-free management of yards and gardens in order to support native flora and fauna for future generations. Judy and Wayne have authored and photographed several national award-winning books, which have been published worldwide. Included are: *Nature’s Notes*, *The Life Cycles of Butterflies*, and *The Secret Lives of Backyard Bugs*.

**Seminar IV: Blue Star Memorials: Andrea Little, NGC Blue Star Memorial Chair**  
Saturday, May 16, 4:15 p.m. – 5:15 p.m.

Get all the information you need for purchasing a Blue Star Memorial Marker for your community or historical location.

**Seminar V: “The Amazing World of Hummingbirds,” Russ Thompson**

Saturday, May 16, 4:15 p.m. – 5:15 p.m. (Tri-Refresher credit: 1 hour; GS, ES, LDS)



**Russ Thompson**

Russ Thompson is a graduate of Cumberland College, in Williamsburg, Kentucky, attended Western Kentucky University and is a United States Army veteran. His passion for hummingbirds and photography was born on a hot July day in 1999. Since then, Russ has been sharing hummingbird antics through photos, videos, and his website, Enjoyable Hummingbirds. He has investigated avenues of attraction from flowering plants to gardens to feeders for hummingbirds. His fascination for hummingbirds is evident in his photography and in his delightful presentations.

**Seminar VI: “How Flowers Flirt and Flourish,” Tavia Cathcart Brown**

Saturday, May 16, 4:15 p.m. – 5:15 p.m. (Tri-Refresher credit: 1 hour; GS, ES, LDS)

Tavia Brown is Executive Director of Creasy Mahan Nature Preserve and Research Center, in Goshen, Kentucky. Here, she has established a two-acre woodland garden that highlights native wildflowers and ferns. Tavia is highly regarded as a lecturer, educator, writer, and photographer. She has co-authored two books and is currently writing her third book, *How Flowers Flirt and Flourish*. Honored in the September 2011 issue of “Today’s Woman” magazine, Tavia is serving a third term on the executive board of the Louisville Audubon Society and is on the board of the Prospect Area Chamber of Commerce.

**Seminar VII: “The Wild Side of Wildflowers,” Dr. Thomas Barnes**

Sunday, May 17, 3:00 p.m. – 4:00 p.m. (Tri-Refresher credit: 1 hour; GS, ES, LDS)

Dr. Barnes is a Wildlife Extension Specialist who received his PhD from Texas A&M University. His academic interests are wildlife conservation, biodiversity and habitat restoration, while his personal interests include photography and gardening. Dr. Barnes feels that urban landscaping for wildlife can be simple or complex, requiring only some consideration for habitat during the planning or design process.



*Tracey Williams*

**Seminar VIII: “The Ups and Downs of Vertical Planting and Urban Gardening,” Tracey Williams**

Sunday, May 17, 3:00 p.m. – 4:00 p.m. (Tri-Refresher credit: 1 hour; GS, ES, LDS)

Owner of Greensleeves Design, Tracey Williams is a landscape designer and horticulturist based in Louisville. She has enjoyed over 20 years of experience in the horticulture industry. Inspired to bring elements of the natural landscape to the city, she specializes in rooftop, vertical and balcony gardens. Her work at “The Green Building,” a project that achieved platinum LEED certification, includes native plantings, a green roof, and a unique water catchment system. Tracey conducts workshops, lectures, and demonstrations on many horticultural subjects in an effort to incorporate nature into the lives of children. She lives in Oldham County with her husband and their two children.

*First Snow*

*Snow makes whiteness where it falls  
The bushes look like popcorn balls  
And places where I always play  
Look like somewhere else today  
Beautiful feathery flakes of snow  
Over the woodland and field they go  
Making a blanket so warm and deep  
Over the flowers that lie asleep  
~Mary Louise Allen*

**Seminar IX: “Gentle Bees” – Elsie A. Olesen**

Sunday, May 17, 3:00 p.m. – 4:00 p.m.

Crown Bees, the Gentle Bee Company, was founded by Dave Hunter, in 2008, and has headquarters in Woodinville, Washington. Do you have questions about Russian bees? Would you like answers about mason bees? Have you seen a mason bee house or heard of Bee Havens? Do you know all about gardening for the bees? You will want to live in a Bee-Friendly City following an hour with Elsie telling us all about unsung heroes—Crown Bees!



*Elsie A. Olesen*

**NGC Mission Statement**

NATIONAL GARDEN CLUBS, INC. provides education, resources, and national networking opportunities for its members to promote the love of gardening, floral design, and civic and environmental responsibility.

# National Garden Clubs, Inc. Multiple Refresher Consultant Form

Name \_\_\_\_\_  
*First*
*Middle Initial*
*Last*

Address \_\_\_\_\_  
*Street*
*City*
*State*
*Zip code (9-digit)*

Email: \_\_\_\_\_

Region: \_\_\_\_\_ Telephone: \_\_\_\_\_

State Federation or Int'l Affiliate: \_\_\_\_\_  
*(State where your consultant records are kept)*

Event Site: National Garden Clubs, Inc., Convention in Louisville, Kentucky  
 Dates: May 12-17, 2015

Please select your refreshing school/s and fill in the information for each school.  
**Include one check payable to NGC 2015 Convention for \$5.00 for each refresher selected.**

**Send completed form & check to: Donna Smith, PO Box 1762, Middlesboro, KY 40965**

**Environmental Studies**  
**MOST RECENT CONSULTANT RECORD (School or Refresher)**

<i>Event</i>	<i>(City/State)</i>	<i>Date(s)</i>	<i>Expiration Date</i>
--------------	---------------------	----------------	------------------------

Are you a Master Consultant? Yes No If no, is this your fourth refresher? Yes No

**Gardening Study**  
**MOST RECENT CONSULTANT RECORD (School or Refresher)**

<i>Event</i>	<i>(City/State)</i>	<i>Date(s)</i>	<i>Expiration Date</i>
--------------	---------------------	----------------	------------------------

Are you a Master Consultant? Yes No If no, is this your fourth refresher? Yes No

**Landscape Design**  
**MOST RECENT CONSULTANT RECORD (School or Refresher)**


<i>Event</i>	<i>(City/State)</i>	<i>Date(s)</i>	<i>Expiration Date</i>
--------------	---------------------	----------------	------------------------

Are you a Master Consultant? Yes No If no, is this your fourth refresher? Yes No

*The shortest day has passed, and whatever nastiness of weather we may look forward to in January and February, at least we notice that the days are getting longer. Minute by minute they lengthen out. It takes some weeks before we become aware of the change. It is imperceptible even as the growth of a child, as you watch it day by day, until the moment comes when with a start of delighted surprise we realize that we can stay out of doors in a twilight lasting for another quarter of a precious hour.*

*~Vita Sackville-West*





National Garden Clubs, Inc. 86th Annual Convention  
**Crowne Plaza Airport Hotel, Louisville, Kentucky**

“Endless Possibilities”  
 May 15 – 17, 2015

**Registration Form**  
 DEADLINE: April 15, 2015

Last Name \_\_\_\_\_ First Name \_\_\_\_\_

Name for badge \_\_\_\_\_

Address \_\_\_\_\_

City \_\_\_\_\_ State \_\_\_\_\_ Zip \_\_\_\_\_ Country \_\_\_\_\_

Phone \_\_\_\_\_ E-Mail \_\_\_\_\_

Please check \_\_\_\_\_ if we can e-mail your acknowledgement. Please include your e-mail.

State Garden Club \_\_\_\_\_ Region \_\_\_\_\_

Please check if any of the following designations apply for 2013 – 2015:

NGC Elected Officer \_\_\_\_\_ NGC Appointed Officer \_\_\_\_\_ NGC Board Member \_\_\_\_\_

Regional Director \_\_\_\_\_ State President \_\_\_\_\_ International Affiliate \_\_\_\_\_

Spouse \_\_\_\_\_ Guest \_\_\_\_\_ Club Member \_\_\_\_\_

NGC Life Member # \_\_\_\_\_ New NGC Life Member since 2014 \_\_\_\_\_

**Registration Fee** required for ANY function, including Tours

Members/Spouses/Guests for more than one event \$50 \_\_\_\_\_

Garden Club of Kentucky attendees \$10 \_\_\_\_\_

Members/Spouse/Guest for ONLY One Event \$10 \_\_\_\_\_

**Meals**

Full-time attendee 6-meal plan – May 15 – Opening Luncheon & Design Banquet;

May 16 – Awards Luncheon & Awards Banquet; May 17 – Regional Luncheon  
 & Installation Banquet \$260 \_\_\_\_\_

May 13 – Lunch – Finance, PH&E, Organizational Study Committees \$25 \_\_\_\_\_

May 14 – Lunch – Executive & Flower Show Committee \$34 \_\_\_\_\_

May 14 – NGC Life Member Banquet, limited to 400 total NGC Life Member \$95 \_\_\_\_\_

NON-NGC Life Member \$100 \_\_\_\_\_

May 15 – Breakfast – Regional Directors  
 & State Presidents 2013-2015 & 2015-2017 \$25 \_\_\_\_\_

May 15 – Opening Luncheon \$35 \_\_\_\_\_

May 15 - Design Banquet \$55 \_\_\_\_\_

May 16 – Award of Excellence Luncheon \$35 \_\_\_\_\_

May 16 – Awards Banquet \$55 \_\_\_\_\_

May 17 – Regional Luncheon \$35 \_\_\_\_\_

May 17 – Installation Banquet \$65 \_\_\_\_\_

May 18 – New Board (2015 – 2017) Breakfast \$25 \_\_\_\_\_

REGISTRATION AFTER APRIL 15, 2015 ADD LATE FEE \$50 \_\_\_\_\_

Total Registration & Meals \$ \_\_\_\_\_

Please indicate ONLY special medical or allergy requirements:

\_\_\_\_\_ Diabetic \_\_\_\_\_ Vegetarian \_\_\_\_\_ Specify other \_\_\_\_\_

**Tours** – (Space is limited)

May 12 – Tour A: Frankfort’s Floral Clock, Governor’s Mansion & Gardens,  
 Wilson’s Nursery, lunch included \$95 \_\_\_\_\_

May 12 – Tour B: Churchill Downs, lunch included \$55 \_\_\_\_\_

May 13 – Tour C: Bernheim Forest & Maker’s Mark Distillery, lunch included	\$95 _____
May 13 – Tour D: Hidden Hill Nursery & Sculpture Garden	\$40 _____
May 14 – Tour E: Farmington Plantation & Cave Hill Cemetery, lunch included	\$55 _____
May 14 – Tour F: The Garden Club of Kentucky HQ & Arboretum & Horse Farm, lunch included	\$95 _____
May 14 – Tour G: Private Gardens, Limited to Tri-Refreshers ONLY	\$30 _____
May 15 – Tour H: Yew Dell Botanical Gardens, NON-BOARD MEMBERS ONLY	\$50 _____

**Tri-Refresher Forms:** download from website: [www.gardenclub.org](http://www.gardenclub.org)

Make check payable to: NGC 2015 Convention; \$5 for each Refresher selected.

Send completed form & check to: Donna Smith, PO Box 1762, Middlesboro, KY 40965

**Spouse/Guest Tours** – (Space is limited)

May 15 – Tour I: Kentucky Horse Farms Tour	\$50 _____
May 16 – Tour J: Museum Row on Main	\$70 _____
May 17 – Tour K: A Day At The Races, lunch included	\$65 _____

TOUR REGISTRATION AFTER APRIL 15, 2015 ADD LATE FEE	\$20 _____
Registration & Meals from first page	\$ _____

**TOTAL AMOUNT DUE** \$ \_\_\_\_\_

**Seminars** – Please check the seminars you plan to attend – no additional charge.

- \_\_\_ May 15 4:30 PM “Parliamentary Procedures”
- \_\_\_ May 15 4:30 PM “All Aflutter with Butterflies”
- \_\_\_ May 15 4:30 PM “The Magic of Children’s Gardens”
- \_\_\_ May 16 4:15 PM “How Flowers Flirt and Flourish”
- \_\_\_ May 16 4:15 PM “The Amazing World of Hummingbirds”
- \_\_\_ May 16 4:30 PM “Blue Star Memorials”
- \_\_\_ May 17 3:00 PM “Wild Side of Wildflowers”
- \_\_\_ May 17 3:00 PM “The Ups & Downs of Vertical Planting”
- \_\_\_ May 17 3:00 PM “Crown Bees”

**NOTE: No refunds after April 15, 2015**

**No Walk-ins accepted**

Make Checks Payable to: **NGC 2015 Convention**

Mail Registration Form to: Kay Fisher, 1905 Port Royal Court, Lexington, KY 40504-2262

Questions: 859-537-1776 or e-mail: [kkay19@windstream.net](mailto:kkay19@windstream.net)

**You may also register online at: [www.gardenclub.org](http://www.gardenclub.org) using your Visa or Master Card**

International Affiliates – for questions, please contact:

Idalia Aguilar: [idaliaaguilarv@hotmail.com](mailto:idaliaaguilarv@hotmail.com) or

Kathy Malcom: [kathy.malcom47@gmail.com](mailto:kathy.malcom47@gmail.com)

**Hotel Information**

Crowne Plaza Airport Hotel, 830 Phillips Lane, Louisville, Kentucky 40209

**Registration Code: National Garden Clubs** - Room Rate \$129/night.

Hotel room reservations for Crowne Plaza may be made by calling: 1-888-233-9527

Or

Call directly to Crowne Plaza Louisville Airport Hotel - 1-502-367-2251

**Deadline for Hotel Reservations is April 19, 2015**

**Ground Transportation:** Free hotel shuttle to and from airport

**Parking:** Free parking on grounds

## NGC Schools News

**N**GC's Strategic Planning Committee presents Roundtable Dialogue discussions at Fall Board Meetings. At the recent meeting in Des Moines, two of these questions focused on education and NGC Schools ("What can we do to promote and sell our ES, GS, and LD Schools?" and "What can NGC do to take a leading role in education outside of the organization?"). Some of the recorded comments raise points worth sharing here, while others indicate that some of our board members have some misconceptions about our school programs (and if board members have misunderstandings, no doubt other members do, too).

It was suggested that better **communication** from NGC Chairmen is needed to Regions, States, Districts, and Clubs. All Consultants are required to subscribe to and read *The National Gardener* (even though proof of subscription is no longer required to receive school credit), the official source of information about our schools. Each issue has articles about each school and about NGC schools in general, as does each issue of *Keeping In Touch*. These publications are sent to all club presidents, and we ask that they share the information provided with all club members. Additionally, our NGC Schools Chairmen have frequent ongoing communication with all State and Local Schools Chairmen who are involved in conducting schools and also deal with issues directed to us by NGC Headquarters staff. Most of us can be contacted easily by e-mail, and we continually solicit your input.

Suggestions listed were: to offer the schools to outside groups, not just advertise to garden club members; and open the schools up—**offer schools to the public and not just to members**, and publicize them. We thought all of these things were being done. Maybe not in some areas?

There has never been a restriction to limit these schools to garden club members. Our schools should be an opportunity to attract new members, and by all means you need to go beyond your members to attract others. In California, we never limit our outreach or promotion to the sponsoring organization or to just garden club members. Hopefully, you are not doing that. Some of our chairmen continue to point out that State and Local Chairmen do not always utilize their state and regional websites and publications to their full advantage. These chairmen should utilize all possible promotion outlets, inside and outside the garden club world. Promote to Master Gardeners—they are often interested in all of our schools and can sometimes utilize our schools for their continuing education credits.

It was asked if testing is necessary. **Testing is not required.** Many people attend our courses without taking the exams, which are required only for those who wish to attain Consultant status (which also means that the student is in a garden club or plans to join one). Our courses are taken by many who just want the information, but who do not have interest in being a Consultant or who do not plan to join a garden club (part of your job is to make them see that they will enjoy and benefit from being in a club).

It was suggested that we offer **online courses**. Perhaps there will be other opportunities, but remember that we tried this at great expense to the organization. Unlike *Field of Dreams* (if you build it, they will come), basically nobody came.

**A reminder:** When a student takes a course, or a Consultant refreshes outside their state of record, it is up to the student/Consultant to see that their State School Chairman is aware of the course or refresher taken and obtains notification from the other state. Similarly, when a student/Consultant moves to another state and wants their records transferred she/he needs to ask the chairman in the "from" state to initiate the process.

If you have questions about our schools, please contact us.



Multiple Refreshers Chairman Lana Finegold reports:

### 2014 Multiple Refreshers

Eight multiple refreshers were held in 2014 (as compared to six in 2013) with 221 earning refresher credit (ESS-44, GSS-73, LDS-104) and far more people attended these educational events. Seven were Tri-Refreshers and one was a Bi-Refresher (Philadelphia). Events were held in Florida (two), Panama Canal – IA-sponsored tour, Michigan, Pennsylvania, California, an NGC-sponsored Ireland tour, and New York.

### 2015 Multiple Refreshers

Three Tri-Refreshers are approved for 2015. International Affiliates planned a Tri-Refresher in Mexico for 1/19-20. A Tri-Refresher in Erie, Pennsylvania, takes place 4/20-21 and a Tri-Refresher is scheduled 5/12-18 in Louisville, Kentucky (NGC Convention). These educational events often increase convention and/or Board attendance, *Making a World of Difference*. **Anyone may attend**, but those requesting credit must submit paperwork, including Consultant status and last date refreshed. NGC and Master Gardeners work together to allow Master Gardener credit for those taking Gardening Study Schools.

The first Tri-Refresher was held in Bermuda, in 2002. I was there. It was fun seeing the gardens and landscaping. We've learned a lot since then. The first Multiple Refresher (MR) Chairman was appointed in 2006 and the number of MR events soared. For more information on planning these events or attending one, see the NGC website. All Multiple Refresher forms are interactive, thanks to Poss Tarpley. Our International Affiliates also have MR protocols on their website. The total number of Multiple Refreshers held will be 92, counting the 2015 NGC Convention. Huge THANKS to everyone for emphasizing education.

—**Greg Pokorski, ES, GS, and LD Schools Coordinator, [GregPokorski@earthlink.net](mailto:GregPokorski@earthlink.net)**

## Learn To Make Authentic Japanese Flower Arrangements



Ikebana professor Vera Arnold brings 40 years teaching experience to guide you step-by-step in making eight beautiful arrangements in this high-quality, professionally packaged, 72-minute DVD. Discover creative ideas and how to select and position flowers using this ancient art. \$12. **New Year's TNG Special: Buy one, get one half off to share with a friend!** Free S/H in U.S. Please make your check or money order payable to Christy Arnold. 1721 N. Daffodil St., Tempe, AZ 85281.

## Resolutions for Gardeners

*The new year typically brings about resolutions, and Gardeners are no exception to wishing for the better. Here are five resolutions that we wish every gardener, no matter their level of expertise, will embrace.*

- ◆ I will not blame myself for gardening failures. Oftentimes, Mother Nature is not our friend when it comes to gardening. Or life gets in the way. We do not want you to despair! Simply try again and learn from experience. Your garden, and your gardening friends, are both extremely forgiving.
- ◆ I will not be afraid to ask questions. How else can you learn? Take advantage of the experience of your neighbor, your aunt, the garden center employee or the local extension agent. If they are like typical garden fanatics, they will appreciate your interest and be flattered that you want to learn from them. And learn you will!
- ◆ I will try something new.
- ◆ I will share my passion. We've done and seen studies that show many of today's gardeners got their start by learning from someone else, usually a parent or grandparent. Can you be that mentor? Will you be the reason your son or daughter serves homegrown vegetables to your grandchildren? Can you be the reason your neighbor plants window boxes for the first time?
- ◆ I will embrace nature and garden for the birds, the bees and the butterflies (and the bats too!).  
Let's Go Garden!

—**National Garden Bureau ([ngb.org](http://ngb.org))**



## Bee City USA

Perhaps your next BeeGAP Project?

You may have heard of the “Tree City USA” program that recognizes communities that adopt four standards created by The Arbor Day Foundation and the National Association of State Foresters, but have you heard of the “Bee City USA” program? Begun in 2012, this program invites communities to adopt standards for sustainable pollinator habitats. Your community leaders can apply for this recognition to demonstrate how your community’s efforts promote the protection of, and plantings for, all pollinators. To date, there are only three “Bee City USA” communities: Asheville, North Carolina; Talent, Oregon; and Carrboro, North Carolina.

Perhaps we can encourage our city leaders to seek this recognition knowing *Choices Matter to Make a World of Difference* for all pollinators in our communities and beyond. [BeeCityUSA.org](http://BeeCityUSA.org) believes by being a “Bee City USA” community, city leaders can improve their city’s environment, eating habits, and economy by:

- Helping to ensure the survival of vital animal species crucial to our planet’s complex food web.
- Raising community awareness of how our food grows and improve local food production through expanded pollination. More than 150 food crops in the United States depend on pollinators.
- Improving local plant nursery markets by increasing demand for native pollinator-friendly plants.
- Raising community awareness of the dangers of non-native invasive plants in the local ecosystem.

- Raising community awareness of more natural ways to deal with home and garden pest problems rather than toxic chemical pesticides.
- Raising community awareness of the local environment’s seasonality as understanding grows about pollinators’ reliance on blooming plants and trees.
- Encouraging urban beekeeping, increasing micro- and small-business opportunities.

Adding NGC’s BeeGAP (Gardeners Adding Pollinators) Project to the mix affords us and our city leaders a way to educate our communities about the importance of native bees and how we can *Make a World of Difference* for them. “Bee City USA” applications and supporting documents are available at [BeeCityUSA.org](http://BeeCityUSA.org).

—**Debbie Skow**, *NGC Native Bees/BeeGAP/Crown Bees Partnership Chairman*

## BeeGAP Fundraising Opportunities Abound!

Be sure to take advantage of the many BeeGAP (Gardeners Adding Pollinators) fundraising opportunities NGC’s partnership with Crown Bees affords.

**Bee Buyback Program:** Reap the rewards of this program through January by either trading your mason bee cocoons for products like reeds or paper tubes or by earning money. One cup of cocoons is worth \$156! Be sure to complete the Bee Buyback Form online at [CrownBees.com](http://CrownBees.com), and include “NGC member” in the comments section.

**30% Discount for Fundraisers:** Purchase Crown Bees’ products at a 30% discount then sell those items at a markup. Please order at least ten items when using the order form available online at [CrownBees.com](http://CrownBees.com).

**5% Discount Coupon/Rebate Program:** Ask Crown Bees for a coupon code to earn

funds for your state, district or club. Buyers using your code receive a 5% discount, and the respective group receives a 5% rebate with NGC earning 2%. Nothing to lose with this option! Or use the “NGCnat” code with 5% going to NGC.

**President’s Project Awards:** Document state and club BeeGAP projects then enter to win a President’s Project Award in the “Wildlife” category. Winners receive \$200 for first place and \$100 for second place. Please send “wildlife” entries to President’s Project Wildlife Chairman Mary Jacobs at [mary\\_gardens@att.net](mailto:mary_gardens@att.net) by March 31, 2015. Award entry details online at [gardenclub.org](http://gardenclub.org).

For those new to BeeGAP, please visit [CrownBees.com](http://CrownBees.com). Click on “National Garden Clubs” to learn about the many benefits of this partnership. Click on “Learn” for a wealth of information about mason bees and the New2Bees mini course. Sign up for Crown Bees’ monthly e-newsletter, “BeeMail,” to receive helpful tips throughout the year.

NGC’s BeeGAP Project continues to grow thanks to all who are participating and especially to region, state, district, and club BeeGAP Chairmen and speakers who are spreading the word. Your BeeGAP efforts are *Making a World of Difference*. Thank you!

—**Debbie Skow**, *NGC Native Bees/ BeeGAP/Crown Bees Partnership, NGC President’s Project Committee, NGC Environmental Concerns Committee*



## NGC Calendar

### Conventions

- 2015 Louisville, Kentucky  
May 12-18 (Installation year)
- 2016 Grand Rapids, Michigan  
May 2-7
- 2017 Richmond, Virginia  
May 16-21 (Installation year)
- 2018 Pennsylvania
- 2019 Mississippi

### Fall Board Meetings

- 2015 St. Louis, Missouri  
September 15-19
- 2016 Portland, Maine  
September 26-October 2
- 2017 St. Louis, Missouri
- 2018 Orlando, Florida  
September 26-September 29
- 2019 St. Louis, Missouri
- 2020 North Carolina

## The National Gardener

### Winter Issue - Jan-Feb-Mar

Will be mailed January 1

### Spring Issue - Apr-May-June

Will be mailed April 1

### Summer Issue - July-Aug-Sept

Will be mailed July 1

### Fall Issue - Oct-Nov-Dec


Will be mailed October 1

## Deadline

for the Spring Issue

Copy due by February 1, 2015



 On July 10, 2002, capping an eight-year quest, the North American Butterfly Association (NABA) took title to 80 acres of land fronting the Rio Grande River, in Mission, Texas. The land was donated to NABA by Bentsen-Palm Ltd. after NABA demonstrated the ability to begin creating a butterfly park by raising \$500,000. Thus, the dream became a reality for a butterfly park dedicated to education, conservation, and research of wild butterflies.

Ten years ago, the flagship project of NABA was known as NABA International Butterfly Park, the first facility of its kind in the world—an outdoor park with plantings of native plants to attract and sustain large populations of butterflies. The photograph of the pergola was the only structure when NABA held their Biennial Members Meeting there in October 2004.

The tropical climate of far South Texas results in a rich biodiversity. Approximately 40% of the 700+ butterfly species recorded in the United States may be seen in the Lower Rio Grande Valley. It is within this magical setting that the National Butterfly Center, as it is known today, is being developed.

The National Butterfly Center has grown into a 100-acre wildlife center and native species botanical garden containing trails for exploring, observation areas, educational exhibits and a plant nursery, in addition to the impressive Visitors' Pavilion. The primary focus of its efforts are aimed at educating the public about the value of biodiversity, the beauty of the natural world, and the wonder of butterflies, particularly the powerful role they play in maintaining healthy ecosystems and sustainable food resources. The Center is open to the public for exploration daily.

Through the years, including partnerships

*The large palapa is used for programs, visiting school classes, birthday parties, and for visitors to have a shady, cool, airy place to sit, relax, and have lunch.*





with the National Park Service, U. S. Fish and Wildlife Service, various grants and numerous donations, fundraising continues. NABA is in the process of building the premier butterfly garden in the world with support needed for the design and construction of various buildings and exhibits, as well as garden plantings of native trees, shrubs, and wildflowers, creating a spectacular natural butterfly garden with trails, and outdoor structures. For more information on how you can be a part of history being made with this incredible project, visit the NABA website ([www.naba.org](http://www.naba.org)) or National Butterfly Center website directly ([www.nationalbutterflycenter.org](http://www.nationalbutterflycenter.org)).

—**Julie A. West**, *NGC NABA Liaison and 4-Star Member*



## Member Services

Member Services Chairman

**Barbara Campbell**

[bcdeerpath@aol.com](mailto:bcdeerpath@aol.com)

4401 Magnolia Avenue

St. Louis, MO 63110

Orders only, please: 800-550-6007

E-mail: [headquarters@gardenclub.org](mailto:headquarters@gardenclub.org)

You may order by Fax: 314-776-5108

7 days a week, 24 hours a day

The NGC Board of Directors voted to add two new pins to our collection for sale. Many have requested a general membership pin and we now are offering one. It would make a great gift for new members as they are welcomed into the garden club family. New computerized methods of die casting have enabled us to keep the costs low, so this new pin will sell for only \$10.



The second pin is a Blue Star Marker pin. It would make a great presentation at Blue Star Marker dedications for chairmen and participants. It also sells for \$10. Both pins are beautiful and their photos appear not only here in TNG but also on the Member Services section of our NGC website.

While planning your upcoming garden club year, be sure to get your supplies from member services:

- 2015 Vision of Beauty Calendars are still available.
- Kristen Ley prints, one for each of the 50 states incorporating state flowers.
- NGC Official Pins—make great gifts for outgoing and incoming officers.
- Custom Magnetic Name Badges—name, state, title or any combination you create.
- Books—Required books for all courses, plus others for your reading pleasure. A must-have for all judges and horticulturists: *Horticulture Exhibiting and Growing*, a supplement to our *Handbook*, 2012. Color photos and chock full of information for only \$40. Order in bulk for your judge's council.
- NGC Award Certificates - Check our online catalog for variety.
- NGC Official Flower Show Ribbons—Available in standard and petite sizes. Ribbons can be customized for your club. Also, award stick-on seals and entry cards.

# Why Should I Attend NGC Landscape Design Schools?



In October 7, 1958, NGC established a series of four courses on landscape design in order to develop in its membership a greater appreciation of the environment, both natural and man-made. Professor Hubert Bond Owens was appointed chairman of this new program. The curriculum continues to cover a broad range of landscaping topics, including History of Landscape Design, Plant Selection, Preservation of Historic Sites and Structures, Designs for the Future, and Evaluating the Landscape Design of Residential, Public, and Business Property. In the 2012 updated Landscape Design Schools "Operations Guide," one new topic was added: History and Development of Community Gardens. The text for this topic is by Laura Lawson and is titled *History and Development of Community Gardens: A Brief History of Urban Garden Programs in the United States* (available at: <http://ljlawson.rutgers.edu/assets/pdf/UGPlecture.pdf>). Upon completion of the four courses, passing the examinations with a grade of 70 or above, garden club members are eligible to become NGC Landscape Consultants. This certification does not qualify the Consultants as a professional, but is a sign of special achievement among NGC members. Over the years, attendees have come to enjoy their garden more and have become involved in many civic and private projects.

As stated in the Landscape Design "Operations Guide," the objectives of the Landscape Design Schools are:

1. Develop a greater sense of appreciation, pride, and knowledge about our private, public, and historical gardens.
2. Become better informed in order to promote positive changes in our surroundings to encourage beauty, utility, convenience, sound ecological practice and

ease of maintenance.

3. Encourage a better understanding of the Landscape Design process, in order to promote landscapes that will sustain sound management.

4. Stimulate interest in all phases of landscape design, including community planning.

5. Develop a contingent of qualified Landscape Design Consultants to serve in such decision-making areas of public life as providing leadership, educational programs, scholarships, awards, and promoting better landscape design.

National Garden Clubs, Inc. offers Award #40, The Hubert Bond Owens Silver Trophy, to a Council of Landscape Design Consultants for the most outstanding program of continuing landscape design education. The trophy may be displayed at the State Garden Club's headquarters, if any, or placed in the custody of the Council's president.

Landscape Design Schools are one of the many educational opportunities offered to garden club members, but also to non-members. Master Gardeners attend for credit in many states. Come learn about good landscaping practices, which will add to your appreciation of the beauty of our world. *Making a world of difference* will be the result.

—Jane Bersch, NGC LDS Chairman

***Clouded with snow  
The cold winds blow,  
And shrill on leafless bough  
The robin with its burning breast  
Alone sings now.***


***The rayless sun,  
Day's journey done,  
Sheds its last ebbing light  
On fields in leagues of beauty spread  
Unearthly white.***

***Thick draws the dark,  
And spark by spark,  
The frost-fires kindle, and soon  
Over that sea of frozen foam  
Floats the white moon.  
~Walter de la Mare***

# Gardening Study Schools

At the heart of gardening there is a belief  
in the miraculous.

~Mirabel Osler

 Three little words. **Gardening. Study. School.** Almost every day I still receive some communication with a permutation of this. If we are ever going to achieve name recognition, we need to first achieve constancy and accuracy.

Whether working within the framework of an existing garden or starting from scratch, every gardener needs a dream...and a plan. NGC's Gardening Study School (GSS) can help. Have a school to educate your members. Sponsor a school to offer gardening education to the public (attract new members). Promote NGC and your state and local clubs as you reach out beyond the garden club world to obtain students. Utilize classes to show that our gardening choices matter. Choices have consequences. Help students make educated choices—these will then benefit them, their gardens and their communities. Right plant, right place is an example.

Gardening Study School is a series of four courses. Each course is made up of six classes with a total of at least ten hours of instruction. Five classes in each course are prescribed by the curriculum. One class in each course is a supplemental subject (elective). This is where you can get creative. Learn about something that is not covered in the prescribed classes. Or learn about something in more detail than is covered in other classes. Utilize an interesting and dynamic local speaker or instructor to cover their area of expertise. Study a flower or fruit or vegetable or tree in detail. Study pollinators (utilize NGC's partnership with Crown Bees). Study garden tools (utilize NGC's partnership with Ames). You are only limited by your imagination. In addition to the suggested subjects listed in the NGC GSS

*Handbook*, you are free to present other subjects to your Accrediting Chairman for approval. If you have a great subject and/or a great instructor, you do not have to be limited by the one-hour time requirement. That is a minimum—you are free to do more.

Refreshers do not have to be Multiple Refreshers. Multiple (Bi- and Tri-Refreshers) are great, but they only began in 2002. Single-subject Gardening Study Refreshers have been around since the beginning of this school, in 1977. This should be a special interest program for Gardening Consultants containing at least eight hours of advanced study. This can be almost any combination of lecture, seminar, workshop, conference, and/or tour. This can be a great opportunity to work with other organizations. Opportunities abound to tie into educational programs provided by other organizations (meaning that you do not necessarily have to create and administer the event). If a program covers relevant subject matter and meets the eight-hour time requirement, attending NGC Consultants can receive NGC refresher credit. You just need to submit the information for approval (must be prior to the event) by the NGC GSS Chairman and then work with your Accrediting Chairman to register and accredit the event with NGC. For example, California Garden Clubs holds Wildflower Conferences every couple of years. These generally involve at least a full day of lectures on a number of topics and a tour the following day. These events are arranged and facilitated by state chairmen other than schools chairmen. At least twice we have submitted the conference program to NGC for approval as a refresher event, and we have received approval based on the educational content of the event. Another example is a two-day seminar sponsored by a horticulture publication. Based on the subject matter and hours of education, we were able to obtain NGC approval to give refresher credit to Consultants who attended the event.

And remember that refresher credit is also available (only once per calendar year) to any Gardening Consultant who

attends any one course (the full ten-hour course) of a Gardening Study School.

Thanks to all who supported and attended Gardening Study Schools in 2014. May there be many Schools in 2015—and may they all be successful. Have fun as you learn. The choices you make matter.

—Greg Pokorski, Gardening Study Schools Chairman, [GregPokorski@earthlink.net](mailto:GregPokorski@earthlink.net)

## Do You Qualify?



The prime purpose of National Garden Clubs is to offer education.

The NGC, Inc. Mission Statement says that NGC provides “education, resources and national networking opportunities for its members to promote the love of gardening, floral design, and civic and environmental responsibility.”

Education is the key.

National Garden Clubs, Inc. offers a series of four schools, which can be presented by any State or Member Club.

After successfully completing all four of the NGC schools, the graduate is an NGC Consultant and can apply for a Four-Star Certificate and purchase the Four-Star Pin.

A member who has achieved NGC Consultant status and has successfully completed four refreshers, one per year, has become a Master Consultant and can apply for a Five-Star Certificate and purchase the Five-Star Pin.

What are **YOU** doing to promote the NGC schools in your state?

Our schools are the cement of National Garden Clubs. We must support them with both our attendance and leadership.

The benefit of our schools should not be for a profit, but rather for the gain of information, as well as new membership.

For additional information and forms, use the website: [www.gardenclub.org](http://www.gardenclub.org), click on Garden Club, click on schools, and scroll down to 4/5 Star applications.

—**Julie Schoenike**, NGC 4/5 Star Chairman

# NGC Life Memberships

*EDUCATION Makes the Difference*



As we become parents, grandparents, and admiring friends of special people in our lives and garden clubs there will be times when we wish to honor someone who shares our love of gardening. And that will be the moment we decide to choose the perfect gift for that “special someone.”

Your choice of giving the gift of a National Life Membership will demonstrate to them your appreciation of their commitment to the youth of our nation, the future leaders of our world. Your gift of \$200 to become a Life Member is shared equally by the Scholarship Fund and the Permanent Home Endowment Fund.

The recipient will receive a lifetime subscription to *The National Gardener* and may attend the National Life Member banquet at all conventions.

The new application form issued by this Administration may be obtained from National, Regional or State Life Membership Chairmen, or by going to the NGC website: [www.gardenclub.org](http://www.gardenclub.org).

The following awards will again be presented at the NGC Convention in May. \$100 for the state with the largest increase in NGC Life Members; and \$100 for the state with the largest increase in NGC Life Members, per capita.

REMEMBER special garden club members on birthdays, anniversaries, graduations, and Valentine's Day.

Looking forward to processing your applications.

—**Alice DeSomma**, NGC Life Membership Chairman

**Why, what's the matter,  
That you have such a February face,  
So full of frost, of storm and cloudiness?**  
~**William Shakespeare**, *Much Ado About Nothing*



# Book Reviews

Linda Jean Smith

NGC Book Review Chairman


***RHS Chelsea Flower Show: The First 100 Years, 1913-2013* by Brent Elliott, London, England: Francis Lincoln Ltd., 2014, Large Paperback, 216 pp., ISBN 978-0711235786, \$29.99**

Brent Elliott is the librarian and archivist to the Royal Horticultural Society and author of numerous articles and books.

This book was created to explain and honor the Royal Horticultural Society's Chelsea Flower Show, which was celebrating its first 100 years in 2013. The book is designed to explain how the show was formed, grew and changed to become part of the social calendar. The book is divided into eight sections. Section one covers the years 1827 to 1913 and explores what happened before the first show at the Royal Hospital, where it has been since 1913. Section two covers 1913 to 1916—the early years. The RHS was criticized for holding a show devoted to ornamental horticulture during wartime privations. The RHS chose to cancel shows for 1917 and 1918 and for the whole of the Second World War—so technically it was celebrating its 93<sup>rd</sup> show in 2013. Section three, entitled “Between the Wars,” covers 1919 to 1939. “From Austerity to a Brave New World” is Section four and goes from 1947 to 1960. The 1960s and 1970s are covered in Section five, “The Trend Towards Populism.” Section six is the 1980s and 1990s and Section seven is 2000 to 2013. The last Section, “Best in Show 2013,” concentrates on the 2013 show only.

The book is full of wonderful

photographs showing everything about the show from preparation, to the end product, plus posters and people who worked on the show and the crowds. Throughout the book there are sections, such as “My Chelsea,” written by people who worked on the show either as a designer or behind the scenes as a garden writer, photographer, or manager. Plantswoman Beth Chatto talks about her first time in 1976 and how she was going to use her site to recreate a garden to show off her plants and how nervous she was because other exhibits had the cultivars in “well-scrubbed pots staged in rows on tabletops.” The book also explains how the popularity in show gardens developed from a mere eight in 1980 to 67 by 2003. Because of space they have limited the show gardens to the low forties since 2008. The book shows photographs of some of the gardens, while the text tells you about the designers.



This is the type of book that you could open to any page and find an interesting tidbit about the show from garden ornaments to famous people at the show to Chelsea weather and how fashion changed as coverage of the show increased. It is not a detailed how-to book, but rather a very interesting overview of the history. Whether you've been to the show or would like to go, you will find this book an interesting read as well as a beautiful picture book.

***Landscaping Ideas That Work* by Julie Moir Messervy, Newtown, Connecticut, The Taunton Press, 2014. Large paperback, 224 pp., ISBN 13 978-1600857805, \$21.95.**

Julie Moir Messervy is a noted landscape and garden designer, author and lecturer with offices in Wellesley, Massachusetts. She designed the Toronto Garden in collaboration with cellist Yo-Yo Ma, the Kansas City Art Institute, in Kansas City, Missouri and the Franklin Park Conservatory and Botanical Garden, in Columbus, Ohio. She is also a columnist for "Fine Gardening" magazine.

The book consists of seven chapters, which include, "Designing Your Landscape," "Spaces That Work," "Open-Air Rooms," "Walls, Fences, and Hedges," "Paths and Walkways," "Plantings" and "Details in the Landscape." The book is filled with beautiful color photographs that help to make the concepts clear. There are also colored plot plans to show the layout of specific gardens or spaces. This is not designed as a textbook, but rather a book for home gardeners who want to change or enhance their own property and are looking for ideas. The size of the projects varies from large to small and everywhere in between.



TAUNTON'S

# LANDSCAPING

## IDEAS THAT WORK



The design ideas are not all Ms. Messervy's, but have been selected by her staff from many designs submitted by other designers along with Ms. Messervy's.

The ideas in the book cover a wide range, from an unusual meditative labyrinth of sedum, river stone, and raked earth to a more traditional treatment of gates, walls, and fences. In one section Julie refers to lawns as open-air rooms and suggests specific functions for the lawn, such as a play area for children to kick a ball or a dining area; and photos show the lawn as a pathway between gardens. Elsewhere in the book, when talking about edibles, there is a city dweller's garden on a deck with pots, but there is also seating to enjoy the plantings. In another section, Julie even includes the garage in the design.

The book is a comprehensive resource of design ideas and practical solutions that would be a good edition to any gardener's library.

# Flower Show Schools

The year has come and gone. I can't say any of the seasons took me by surprise, but they took me, and you too, a bit further down the road as seasons always do.

~Garden Walks, G. W. Burns

**D**id you make time to leisurely stroll through the garden this past year? Not to pull weeds or prune, but just to walk, look, touch, inhale, listen and enjoy the life and beauty there. Hopefully, your answer is: "Yes, many times!" Did you invite someone to come along to share the quiet peacefulness and to experience the invigorating evidence of new growth?

As active members of our garden clubs, that is what we should be doing. When you became a judge, you planted the seeds. As you pursued your interests in floral design and horticulture, your skills grew, maturing into viable "gardens" to share with others. "And how do we share these pleasures?" you ask. By holding flower shows, of course!

"But that is so much work," you counter. Question: What gives you the most satisfaction—something handed to you on a silver platter, or something you have dreamed of, pursued and, after much effort and time, have accomplished? Holding a Standard Flower Show (SFS) doesn't have to take over your life for months at a time. It does not have to be all things to all people. A worthwhile flower show can be just a peek into the windows of your members' gardens. It can be a sampling of the members' artistic design skills. Special Exhibits can attract members by including interest areas that involve their favorite hobbies and pet projects. NGC promotes a vast number of topics pertaining to our environment that can be incorporated into Special Exhibits.

When planning a flower show, remember to relate the classes to your club members' interests and skill levels. Get people

involved in any aspect of the show. Hold workshops or club programs ahead of time to let new, inexperienced persons know just what it is all about and how to do it. Most importantly, introduce the concept on a positive note. Approach holding a SFS as a privilege rather than a chore. Plan to have FUN!

The NGC Flower Show Schools Committee has been listening to requests and observing the reactions of our members. One recurring point of concern has been how members are coping with the Design Scale of Points, which includes dedicating a certain number of points to Conformance to Design Type. This directive has been in place for two years. Its purpose is to require designers to meet the challenge of the class by conforming to a specific design type instead of doing something they find easier or more appealing. The FSS Committee listened. They have responded by redistributing the points assigned to Conformance and Design Principles. Effective January 1, 2015, the Design Scale of Points will be: Conformance to Type 7 points; Conformance to other Schedule requirements 7 points; Design Principles 48 points (each Principle valued at 8 points); Artistic Concept (Selection and Organization) 12 points; Expression 10 Points; Distinction 16 Points. If the design conforms to the requested type, all seven points are awarded; if the design is not of the requested design type, all seven points are withheld.

The book, *Essence of Creativity*, Thomas, has been removed from the required reading list for Flower Show Schools because it is no longer available.

All State Chairmen are reminded to keep thorough records, such as information regarding the dates and locations of flower shows with the names of the judges; students' names with grades; judges refreshing at schools and symposiums; the levels of Judges; and the dates of their refreshers. Each Judge should keep an accurate record of his/her own judging and exhibiting credits. Best suggestion for doing

this is to keep these records on a page in your *Handbook*. They are always available when you need them.

Flower Show School Chairmen are reminded of the importance of sending the study outlines to the students at least six weeks before the course dates. Students are reminded to study these guides along with the referenced pages in the required reading and bring these to class. Many schools, because of printing costs, do not provide duplicate copies of this material.

■ **Question:** When is a signature required as opposed to only listing the person's name?

**Response:** Anytime the line specifically says "Signature" the designated official must sign it. There must be a Judge's signature on the entry card of a first-place or 90+ exhibit in a SFS. Student Judges must have the schedules signed by the show chairman when seeking judging credit. Unless a group wishes to vote to do otherwise, just the name of the chairman of the event is sufficient.

■ **Question:** Is it required to have a Judge's signature on Top Exhibitor Awards?

**Response:** Top Exhibitor Awards are like "icing on the cake." While they are valued because they denote an exhibit of high quality, they are never required as proof of an exhibiting credit. They are valuable only to the recipient as personal reward for superior achievement. On the rosettes available from NGC Member Services, there is space on the reverse side where pertinent information can be recorded, such as event, class, judge, and date. Whether or not they are officially signed or the information is merely noted, makes no difference. It is more important that the judging panel writes the name of the TEA on the signed entry card. That way no confusion can occur—no ribbons misplaced—and, if it does become lost, the entry card has written proof of the recipient of the Top Exhibitor Award.


The 2015 Instructors Symposium will be held in Las Vegas, Nevada, January 27-

28. All Flower Show School Instructors are required to attend once every four years. The State Flower Show Chairmen invited to attend include the Judges Council, Flower Show Schools, Symposium and Credentials. If the current chair anticipates ending his/her term of office this year, the replacement may attend with or instead of that person. IA Instructors and corresponding counterparts of chairmen are invited as well. Only Master Judges may refresh at this symposium because no point-scoring exams will be offered.

—**Dorothy Yard**, *NGC FSS Chairman*

## Escuela de Exposiciones de Flores

El año llegó, y se fue. No puedo decir que las estaciones me tomaron por sorpresa, pero sí me llevaron, y a ti también, a avanzar en el camino, como suelen hacer las estaciones.  
~Garden Walks por G. W. Burns

 Te tomaste el tiempo este año de caminar lentamente por tu jardín? Sin intención de quitar las malezas o podar un arbusto, sino tan solo caminar, observar, tocar, respirar profundo, escuchar y disfrutar de la vida y la belleza de ese lugar. Espero que tu respuesta sea, "Sí, ¡Muchas veces!" ¿Invitaste a alguien a acompañarte para compartir la quietud, la paz, y encontrar evidencia prometedora de nuevos comienzos?

Como miembros activos de nuestros clubes de jardinería, esto es lo que deberíamos estar haciendo. Cuando Uds. llegaron a ser Jueces, plantaron la semilla. Mientras desarrollaban el interés en el diseño floral y en la horticultura, sus habilidades incrementaron, madurando y convirtiéndose en un "jardín" viable para compartir con los demás. Podrás preguntarle



“¿Y de qué manera compartimos estos placeres?” La respuesta es: organizando exposiciones de flores ¡por supuesto!

“Pero involucra tanto trabajo,” podrás decir. Pregunta: ¿Que te da mayor satisfacción, algo que se te brinda fácilmente, o algo del cual has soñado, perseguido, y después de mucho tiempo y esfuerzo, has logrado? Organizar una Exposición Estándar de Flores no significa que tengas que entregar tu vida durante meses. Una Exposición que valga la pena puede ser tan solo espiar por las ventanas a los jardines de sus socios. Puede ser una muestra de la destreza y creatividad de sus miembros al diseñar. Las Exhibiciones Especiales pueden atraer gente nueva al incluir áreas de interés que se refieran a sus pasatiempos favoritos y proyectos especiales. NGC promueve un gran número de temas referidos al medio ambiente que se pueden incorporar a las Exhibiciones Especiales.

Al programar una exposición de flores, recuerda relacionar las clases a los intereses y nivel de habilidad de sus miembros. Involucre a todos en cualquier aspecto de la exposición. Organice talleres o programas en el club de antemano, para permitir que la gente nueva sin experiencia se acerque a averiguar de qué se trata, y cómo hacerlo. Y lo que es más importante, introduzca el concepto de manera positiva. Que sea un privilegio organizar la exposición, y no un trabajo. ¡Haga un plan para divertirse!

El Comité NGC de la Escuela de Exposiciones de Flores ha estado escuchando pedidos y observando reacciones de nuestros miembros. Un punto recurrente es cómo los miembros se están llevando con la Escala de Puntos de Diseño que adjudica una cierta cantidad de puntos a la Conformidad de un Tipo de diseño. Esto ha estado funcionando durante dos años. El propósito es de incentivar a los diseñadores a responder a los requisitos de una clase conformando con un tipo de diseño, en vez de hacer algo que les sea más fácil o más llamativo. El Comité EEF escuchó, y ha respondido con la redistribución de los puntos asignados

a Conformidad y Principios de Diseño. A partir del 1ro de Enero 2015, la Escala de Puntos de Diseño será: Conformidad con el Tipo: 7 puntos, Conformidad con los demás requisitos del programa, 7 puntos; los Principios del diseño 48 puntos (con un valor de 8 puntos cada Principio); Concepto Artístico (Selección y organización) 12 puntos; Expresión 10 puntos; Distinción 16 Puntos. Si el diseño conforma con el tipo pedido, se adjudican los 7 puntos; si el diseño no es lo que pide el tipo de diseño, se le quitan los 7 puntos.

El libro “Essence of Creativity” de Bob Thomas no está más en la lista de Libros Requeridos para la Exposición de Flores, porque ya no se consigue.

Se recuerda a todos los Directores de Estado/País mantener informes completos de fechas y localidades de exposiciones de flores con los nombres de los jueces actuantes; nombres de estudiantes y sus notas de exámenes; jueces renovando en escuelas y simposios, los niveles de jueces y las fechas de sus renovaciones. Cada juez debe guardar un informe preciso de sus créditos de juzgar y exhibir. Una sugerencia es guardar esta información en una hoja en su Manual. Allí está disponible para cuando la necesiten.

Se recuerda a los Directores de Escuela de Exposiciones de Flores la importancia de enviar las guías a los estudiantes por lo menos 6 semanas antes de la fecha del curso. Se recuerda a los estudiantes estudiar de las guías, al igual que los números de página del Manual a las que se hace referencia. Muchas veces en los cursos no se puede obtener copias extra del material, dado el alto costo de copias.

**Pregunta:** ¿Cuándo es necesaria una firma, en vez de solamente anotar el nombre de la persona?

**Respuesta:** Cuando la información del formulario dice específicamente “Firma”, la persona indicada debe firmar. Debe estar la firma de un Juez en la tarjeta de un primer premio, o exhibiciones de 90+ en una Exposición de Flores. Los

Jueces Estudiantes deben hacer firmar sus Programas por el Director de la Exposición para justificar el crédito de juzgar. A menos que haya un grupo quien quiera votar hacer algo diferente, solamente el nombre del Director del evento es suficiente.

**Pregunta:** ¿ Es requerido tener la firma del Juez en un Premio Mayor al Expositor?

**Respuesta:** Los Premios Mayores al Expositor son como el glaseado de un pastel. Son muy apreciados porque denotan una exhibición de alta calidad, nunca se requieren como prueba de un crédito de exhibir. Es un premio personal al logro individual. En las cucardas disponibles en Servicios a los Miembros de NGC hay lugar al reverso para anotar la fecha del evento, la clase y el juez. No hace ninguna diferencia si el Juez firma, o simplemente se anota el nombre. Es más importante que el panel de jueces anote el nombre del Premio Mayor en la tarjeta de expositor firmado. De esa manera no puede ocurrir ninguna confusión, no puede haber error en la ubicación de las cintas, y si por casualidad se pierde, la tarjeta de expositor sirve como prueba de quien ganó el Premio Mayor.

El Simposio de Instructores 2015 se llevará a cabo en Las Vegas, Nevada, Enero 27–28. Se requiere que todos los Instructores de la Escuela de Exposiciones de Flores asistan una vez cada cuatro años. Los Directores de la Escuela de Exposiciones de Flores del Estado/País invitados a participar son de Consejo de Jueces, Escuela de Exposiciones de Flores, Simposios y Credenciales. Si el actual director termina su mandato este año, su reemplazo podrá asistir junto con, o sin, esa persona. Los Instructores AI y los correspondientes directores son invitados también. Solamente los Jueces Master podrán renovar en este Simposio, porque no se ofrece el examen de juzgamiento.

*Let us be grateful to people who make us happy; they are the charming gardeners who make our souls blossom.*

*~Marcel Proust*

# NGC Roster Changes & Additions

2013-2015 Board of Directors

## Awards Committee

Award of Honor/Other Regional Awards

**Debbie Hinchey**, [dhinchey@alaskan.com](mailto:dhinchey@alaskan.com)

## Environmental Studies Schools Committee

ESS Consultants' Councils

**Delete:** **Helen Pritchard** (resigned)

(no replacement will be made at this time)

## Flower Show Schools (FSS) Committee

Handbook Revision Chairman

**Delete:** **June P. Wood** (resigned)

**Add:** **David Robson**, 1515 W. Fayette Avenue, Springfield, IL 62704-2306; [drobson@illinois.edu](mailto:drobson@illinois.edu)

Handbook Revision Vice-Chairman

**Delete:** **Julia A. Clevert** (resigned)

(Holds another position on the Board of Directors)

Handbook Revision Committee Member

**Add:** **Claudia B. Chopp**, 1600 W. Marion #223, Punta Gorda, FL 33950-5289; [chchopp@yahoo.com](mailto:chchopp@yahoo.com)

Handbook Revision Advisor

**Add:** **June P. Wood**, 1714 Bow Ridge Drive, Cedar Park, TX 78613-1411; [j.dwood1@yahoo.com](mailto:j.dwood1@yahoo.com)

## Gardening Study Schools (GSS) Committee

GSS Consultant's Council

**Delete:** **Nancy Stark** (resigned)

No replacement will be made at this time

## Nominating Committee 2013-2015

New England Region

**Delete:** **Helen Pritchard** (resigned)

(no replacement will be made at this time)

## Strategic Planning Committee

**Vickie Godwin**, 3428 Carroll Creek Road, Keswick, VA 22947-9206; [vickiegodwin@gmail.com](mailto:vickiegodwin@gmail.com)

## State Presidents Roster

Federated Garden Clubs of New York State, Inc.

**Delete:** **Gail McGee** (resigned)

**Add:** **Pat Wania**, 19 Pine Orchard Road, Hague, NY 12836-2030; [hagueheritagehouse@msn.com](mailto:hagueheritagehouse@msn.com)

**Underline Denotes Change**

# NGC Proposed Bylaw Amendments

To be voted on at the NGC Convention in Louisville, Kentucky

The Executive Committee and the Board of Directors recommend that the membership approve the proposed bylaw amendments:

## 1. ARTICLE XVI – COMMITTEES,

### Section 4. INTERNAL AUDIT

#### COMMITTEE

##### CURRENTLY READS:

A. The Internal Audit Committee shall consist of the Second Vice-President (Finance Committee Chairman) as Chairman, the President, First Vice-President-Elect and Third Vice-President as members:

B. The Committee shall:

1. Meet annually at NGC Headquarters to review the internal control processes.
2. Meet with the external auditors to monitor choice of accounting policies.
3. Oversee the performance of the external auditors.
4. Engage the external auditors for a designated term, not to exceed six years. This action will be subject to approval by the Executive Committee and to ratification by the Board of Directors.

##### INSERT NEW #4.

4. Have the authority and responsibility to proceed to the final draft of the audit with the external auditors.

**RENUMBER** current 4. to 5.

**RATIONALE:** The NGC Bylaws give authority only to the Board of Directors to adopt the financial audit by the external auditors. The auditing firm cannot finalize the audit until it has been authorized. By giving the Internal Audit Committee the authority to meet with the external auditors and to tell them to proceed to the final audit, the NGC Board of Directors can vote to adopt the final copy of the audit instead of the draft which is the current practice.

## 2. ARTICLE VII, Section 1. DUES.

**CURRENTLY READS:** Annual dues of each State Garden Club shall be fifty cents (\$.50) per capita on all categories of members, including NGC Life Members.

**STRIKE:** Fifty (\$.50) and **INSERT:** one dollar (\$1.00)

**PROVISO: Effective June 1, 2016**

**RATIONALE:** In 1995 the NGC dues were increased to cover the many services provided to its members. Since that time the dues income has dropped approximately 40% or \$60,000. Therefore, NGC is asking the members to increase the current \$.50 in dues to \$1.00. The increase will cover the communications, awards, leadership, services and programs that are provided to the NGC members.

#### STATEMENT OF OWNERSHIP, MANAGEMENT AND CIRCULATION

(Required by 39 U.S.C. 3685)

1. Title of publication: *The National Gardener*
2. 0027-9331
3. Date of filing: October 2, 2014
4. Frequency of issue: Quarterly
5. Number of issues published annually: Four
6. Annual subscription price: \$8.00, (foreign, \$18.00).
7. Complete mailing address of known Office of Publication: National Garden Clubs, Inc., 4401 Magnolia Ave., St. Louis, MO 63110-3492; Contact person: Michelle Smith; Telephone: 314-776-7574
8. Complete mailing address of Headquarters: Same as above
9. Full names and addresses of publisher & editor, etc.: Publisher: Same as above; Editor: Susan Davidson, 102 South Elm, St. Louis, MO 63119; Managing editor: none
10. Owner: National Garden Clubs, Inc., 4401 Magnolia Avenue, St. Louis, MO 63110-3492
11. Known bondholders, mortgages, etc. None
12. (1) Has not changed
13. Publication Title: *The National Gardener*
14. Issue Date for Circulation Data: Fall 2014 (Oct-Nov-Dec)
15. Average No. Copies Published Nearest to Filing Date

	No. Copies of Single Issue	Published Nearest to Filing Date
A. 15,948		15,608
B1. 425		432
B2. 9,595		9,327
B3. 0		0
B4. 300		300
C. 10,320		10,059
D1. 5,349		5,299
D2. 0		0
D3. 0		0
D4. 0		0
E. 5,349		5,299
F. 15,669		15,358
G. 279		250
H. 15,948		15,608
I. .66		.65
16. Winter 2015		
17. Michelle Smith, October 2, 2014		

# Flower Show Schools

## Course I

- Richmond, VA** . . . . . **March 9-12**  
 Registrar: Glynis Hopkins, 1030 North Fork Rd., Bedford, VA 24523-3904; 540-586-9655; ghopkins13@msn.com
- Oak Hill, WV** . . . . . **April 9-11**  
 Registrar: Kay Allen, 15 Nancy Jane Drive, Fayetteville, WV 25840; 304-574-6079; kaycallen@hotmail.com

## Course II

- Fort Meyers, FL** . . . . . **March 23-25**  
 Registrar: Terry Pinck, 706 Henry Ave., Lehigh Acres, FL 33972; 239-368-5615; terry.pinck@gmail.com
- Milford, MA** . . . . . **April 29-May 1**  
 Registrar: Julie Pipe, 54 Pilgrim Road, Holliston, MA 01746; 508-429-7646; juliepipe@comcast.net
- Weldon Springs, MO** . . . . . **April 28-30**  
 Registrar: Sheri Menscher, 636-625-0851; sherimensch@aol.com
- East Brunswick, NJ** . . . . . **May 5-7**  
 Registrar: Louise Davis, 106 Old Denville Road, Boonton, NJ 07005; 973-402-4043; ldavis106@gmail.com

- Little Rock, AR** . . . . . **June 9-11**  
 Registrar: Jo Krallman, 4714 Pine Drive, Benton, AR 72019-9196; 501-847-9171; krallman@sbcglobal.net

- New Haven, CT** . . . . . **September 30-October 2**  
 Registrar: Sheila Ciccone, 89 Noah Lane, Tolland, CT 06084; 860-454-0330; fssreg@comcast.net

## Course III

- Albuquerque, NM** . . . . . **January 9-11**  
 Registrar: Debra Sorrell, 2532 Cocono SW, Albuquerque, NM 87105; 505-877-1735; jdsorrell@msn.com
- Raleigh, NC** . . . . . **January 21-23**  
 Registrar: Maggie Farrell, 18020 Lochcarron Lane, Cornelius, NC 28021; 704-892-3559; maggiefarr@aol.com
- Greenville SC** . . . . . **March 9-11**  
 Registrar: Marguerite Warren, 119 Loblolly Lane, Greenville, SC 29607; 864-288-5118; mwarren2@bellsouth.net
- Nashville, TN** . . . . . **March 23-25**  
 Registrar: Kathy Rychen, 3353 Earhart Rd., Mount Juliet, TN 37122-3727; 615 406-5716; kathyrychen@comcast.net

- Reading, PA** . . . . . **April 27-29**  
 Registrar: Betsy Hassler, 606 Wellington Avenue, Reading, PA 19609; 610-777-9956; jlvehse@verizon.net

## Course IV

- Livermore, CA** . . . . . **February 11-13**  
 Registrar: Mona Dunlop, 6888 Duke Court, Dublin, CA 94568-3006; 925-828-3006; mdunlop@pacbell.net

# Flower Show Symposiums

- Bakersfield, CA** . . . . . **January 23-25**  
 Local Registrar: Shane Looper, 213 Carmelo Lane, So. San Francisco, CA 94080-2204; 310-530-2382; slooper@sbcglobal.net

- Hernando, MS** . . . . . **February 12-13**  
 Local registrar: Pat Young, 2844 Cyrene Dr., Hernando, MS 38632; 662-429-3060; patwy-oung@hughes.net

- St. Augustine, FL** . . . . . **March 16-17**  
 Local registrar: Lois Hannabary-Dena, 4 Carole Ct, St. Augustine, FL 32080; 904-461-5448; lojodena@aol.com

- Bowie, MD** . . . . . **April 28-29**  
 Local Registrar: Susan Middleton, 812 Cooks Point Road, Cambridge, MD 21613; 410-228-5756; smiddleton1@verizon.net

- Columbia, SC** . . . . . **April 30-May 1**  
 Local Registrar: Jerry Weise, 1507 Lorenzo St., Mt. Pleasant, SC 29494-4524; 843-884-8998; jerrywbobw@juno.com

- Georgetown, KY** . . . . . **June 3-4**  
 Local Registrar: Elaine Thornton, 110 Cherry Hill Drive, Georgetown, KY 40601; 502-863-0810; elainevt@roadrunner.com

- Athens, GA** . . . . . **June 14-16**  
 Local Registrar: Cookie Roland, 2771 Anscot Court, Snellville, GA 30078-3005; 770-972-0219; r\_cookie@att.net

- Ann Arbor, MI** . . . . . **August 19-20**  
 Local Registrar: Lynn Dinvald, 6802 Springbrook Drive, Kalamazoo, MI 49004; 269-343-3827; ydoublelne@aol.com

- San Antonio, TX** . . . . . **October 25-27**  
 Local Registrar: Lisa Thurmond, 214 Stanford Dr., San Antonio, TX 78212; 210-824-0949; 1thurmond@saxt.RR.com

- Gettysburg, PA** . . . . . **October 27-29**  
 Local Registrar: Joyce Milberg, 635 Smokey Hull Road; Tionesta, PA; 814-755-7766; thomsmil@pennswoods.net



# Landscape Design Schools

## Course I

**New Haven, CT** . . . . . **March 24-26**

State Chairman: Susan Laursen, 3 Tammy Hill Rd., Wallingford, CT 06492; 203-415-2077; sklaursen@aol.com

**Morgantown, WV** . . . . . **May 20-22**

State Chairman: Donna L. Davis, 64 Bryant Davis Lane, St. Mary's, WV 26170; 304-684-3136; dadodavis@frontiernet.net

## Course II

**College Station, TX** . . . . . **February 23-24**

Registrar: Michele Wehrheim, 1218 Haines Drive, College Station, TX 77840; 313-649-1067; texaslandscapedesignschool@gmail.com

**Chappaqua, NY** . . . . . **April 15-17**

State Chairman: Antoinette Babb, 125 West Bridge St., Saugerties, NY 12477-1419; 845-246-4445; aplantlady1011@hotmail.com

**Santa Rosa, CA** . . . . . **April 23-24**

State Chairman: Alexis Slafer, 6111 South Kings Road, Los Angeles, CA 90056-1639; 323-292-6657; aslafer@ca.rr.com

## Course III

**Madison, WI** . . . . . **April 14-15**

State Chairman: Gretchen Vest, 704 Spring Drive, West Bend, WI 53095-4642; 262-338-6645; gretchenvest@aol.com

**East Brunswick, NJ** . . . . . **April 14, 15 & 17**

State Chairman: Peggy Koehler, 651 Leah Court, Bridgewater, NJ 08807; 908-526-1309; koehlerpeggy@yahoo.com

## Course IV

**Fulton, MO** . . . . . **March 25-27**

State Chairman: Linda Houston, 4525 Sun Meadow Rd., Fulton, MO 65251; 573-642-9419; unity\_4\_every1@yahoo.com

**Ann Arbor, MI** . . . . . **May 7-8**

State Chairman: Terry Harding, 6287 Summit Ct., Traverse City, MI 49686; 231-947-0568; wsharding@chartermi.net

### *Winter Trees*

*All the complicated details  
of the attiring and  
the disattiring are completed!*

*A liquid moon  
moves gently among  
the long branches.*

*Thus having prepared their buds  
against a sure winter  
the wise trees*

*stand sleeping in the cold.*

*~William Carlos Williams*

# Gardening Study Schools

## Course I

**Madrid, IA** . . . . . **April 9-10**

State Chairman: AdaMae Lewis, 122 N. Russell Ave., Ames, IA 50010; 866-412-9517; adamaelewis@gmail.com

## Course II

**Traverse City, MI** . . . . . **April 13-15**

\*Local Co-Chairman: Nancy Collard, 903 Valley View Dr., Traverse City, MI 49685; 231-943-8697; handymama@chartermi.net

\*Local Co-Chairman: Terry Harding, wsharding@chartermi.net

## Course III

**Houston, TX** . . . . . **January 17-19**

Local/State Chairman: Margaret Sinclair, 7618 Crescendo Ct., Houston, TX 77040; 832-722-5517; Margaret@margaretsinclair.com

**Augusta, GA** . . . . . **February 27-28**

Local Chairman: Judith Kirkland, 1055 Fieldstone Road, Grovetown, GA 30813; 706-556-3417; jukirkland@knology.net

**Elmhurst, IL** . . . . . **March 25-26**

Local Chairman: Mary Ann Brucher, 3821 Florence Ave, Downers Grove, IL 60515; 630-969-4078; brucher7@aol.com

**Traverse City, MI** . . . . . **October 12-13**

\*Local Co-Chairman: Nancy Collard, 903 Valley View Dr., Traverse City, MI 49685; 231-943-8697; handymama@chartermi.net

\*Local Co-Chairman: Terry Harding; wsharding@chartermi.net

## Course IV

**Augusta, GA** . . . . . **May 1-2**

Local Chairman: Judith Kirkland, 1055 Fieldstone Road, Grovetown, GA 30813; 706-556-3417; jukirkland@knology.net

## Tri-Refreshers

(ESS, GSS, LDS)

**Garza Garcia, N.L. México** . . . . . **January 19-20**

Local Chairman: Margarita Beldon Elizondo, e-mail: margaritabelden@hotmail.com; cell phone: 01152 (81) 169-2750


**Erie, PA** . . . . . **April 19-21**

Event Chairman: Judy Morley, 10205 Eureka Road, Edinboro, PA 16412-5913; 814-734-1701; jhmorley@yahoo.com

**Louisville, KY** . . . . . **May 12-18**

Event Chairman: Jo Jean Scott, 7961 Twin Bridges Road, Alvaton, KY 42122; 270-781-2089; jojogarden.34@gmail.com

## Winter: A Time for Pruning Shrubs

inter is often the time of year when gardeners hibernate indoors, thumbing through seed catalogues that seem to appear endlessly at the doorstep. Granted, there are many days that are not conducive to venturing into the out-of-doors, but there remain a number of very pleasurable days for tending to the garden. Of the winter activities, an important task that can be completed is pruning. Winter is not the optimum time to prune all shrubs, but where appropriate, it offers the gardener the opportunity to see the structure of the now naked deciduous plant. In addition, most plants remain frozen in time for a number of weeks, allowing the gardener to pick and choose the appropriate time to venture back into the garden.

Before focusing upon the nuts and bolts of pruning, I thought it best to consider the tools necessary for the job. Many people consider electric hedge shears and a chain saw to be the tools of choice. In reality, hedge shears are a necessity when the architectural qualities of a tightly pruned hedge are of need—it literally pulls the architectural lines of a home or structure out into the garden. They are also appropriate for topiary. However, for all other pruning, or for those instances where a loosely pruned hedge would be appropriate, hedge shears should be omitted. When individual plants are sheared into meatballs or some other geometric form, it often draws attention from the intended focal point and subjects the plant to damage from snow and ice load. In addition, shearing a plant also slices the foliage, allowing the area near the cut to become necrotic and turn brown, which in turn gives the plant or hedge an overall brown cast. It also does not promote the development of vigorous new growth from the base, which is essential for many

flowering shrubs.

In lieu of hedge shears, consider a pair of bypass hand pruners. Bypass hand pruners allow the blade to travel past the anvil, much like a pair of scissors as it cuts the stem. There are also hand pruners whereby the blade comes down on top of the anvil and crushes the branch in order to make the cut—this actually incurs more damage to the tissue and requires more time for the cut to heal. Bypass pruners are effective for “wood” that is more or less up to 3/8” in diameter. For larger cuts, a small handsaw is preferred. I prefer a tri-edge saw, which provides an exceptionally smooth cut, allowing most of the water to be shed and reducing the speed of decay. The drawback to a tri-edge saw is the blade cannot be sharpened and it is wise to purchase several spare blades when buying the saw. For cuts greater than 4”, a chainsaw is preferred. Loppers or pruners with 24-30” handles are often chosen for wood that is between 3/8-1” in diameter, but it is one more item to carry about and I prefer the saw. The best use for loppers is where an extended reach is necessary, such as when pruning a rose bush!

Hedges aside, the challenge always becomes where to make a pruning cut. I have always found it helpful to walk about the plant and to become “one” with the plant! As gardeners, we study our plants on a daily basis and we begin to develop an innate sense for what is good for the plant. Some thoughts that cross my mind as I look at a plant might include:

- How much of the plant is dead wood, and where is the dead wood located? On Threadleaf Japanese Maples (*Acer palmatum* var. *dissectum*), the inner branches naturally die from lack of light and they should be removed to enhance the winter beauty of the plant. If there are dead limbs on the canopy’s surface, there are problems outside of the norm and pruning is merely the first level of response.
- What is the natural branching habit and shape of the plant? If there is a branch

that is distorting or altering an otherwise attractive natural habit, it should be removed.

- What portion of the plant is putting excess stress upon the plant? Perhaps there is a cluster of branches or poor branching structure that is compromising the health of the plant.

- How does the plant fit into the garden? What pruning would make this individual plant, or group of these plants, better fit the scale and context of the garden.

Aside from an intuitive perspective of how best to prune the plant, it is important to quantify why we need to prune. For the home garden, the primary focus is upon the health and beauty of shrubs. Consequently, the pruning needs typically focus upon (1) plant sanitation; (2) plant rejuvenation; (3) maintaining an attractive appearance and (4) controlling size of the plant to suit the scale of the garden. If shade trees are present, safety is another key focus. Based upon the plant and which of the above needs is the focus will determine when best during the year to prune. January to early July is the optimum pruning period; plants occasionally respond with a flush of new growth and growth responding from a late summer and fall pruning would be killed by frost or in some instances, would kill the entire plant. By contrast, sanitation or the removal of dead or injured branches should be accomplished at any time of the year. If the plant was diseased, tools should be dipped in a 10% bleach solution to prevent further contamination. Sanitation also includes the removal of crossing and rubbing branches; the constant abrasion from rubbing maintains an open wound and allows a port of entry for insect and disease. Without foliage, winter is also the best time to prune for enhancing the beauty of a plant by judicious thinning of branches. On occasion, shrubs such as *Heptacodium* (Seven-Son Flower) will produce water sprouts or vigorous upright growth from branches that not only detract from the form but create new rubbing branches. Often, water sprouts are in response to the plants

need for more sugars via photosynthesis. As a young gardener, I would remove all the water sprouts, as I found them unattractive to the plants' overall winter outline. Of course, the plant simply responded by producing even more sprouts! It took me 20 years to determine that I was not "one" with the plant and that these growths should be thinned, not totally removed in order to fulfil the needs of the plant! Suckers on grafted plants are an indication that the graft is not 100% compatible and the rootstock needs more sugars; the plant compensates by producing shoots from the rootstock, bypassing the graft point. These shoots should be removed as close to the point of growth on the root as soon as detected. However, for multi-stemmed shrubs that were reproduced by seed or by rooted cutting, the shoots are genetically identical and this is called rejuvenation pruning.

Rejuvenation pruning is best for multi-stemmed flowering shrubs and for some plants used in hedging where the hedge has simply become too large. For flowering shrubs, older stems or canes often lose vigor due to the development of tyloses, a vascular clot, that impedes the movement of sugars and water from the roots to the shoots. Pruning these four- to six-year-old stems back to 4-6" above the ground will result in the production of new, more floriferous stems and often provide an overall improved appearance of the plant! Plants such as *Forsythia*, *Philadelphus* (Mock Orange), *Syringa* (Lilac), *Deutzia*, *Weigelia* and *Hydrangea macrophylla* (Large-Leaf Hydrangea) benefit greatly from this thinning. All of these shrubs bloom from buds formed during the previous year, providing the misconception that removing these stems will deplete the flowering effect. In reality, it is just the opposite. The pruning of Hydrangeas is often the point of much controversy, as there are species that bloom on the previous season's growth, and new or current season's growth. Those species native to colder areas, such as *H. arborescens* and *H. paniculata* bloom on new wood and can be pruned moderately or even

harshly in the winter. For *H. arborescens*, I usually pursue drastic measures and cut the entire plant to the ground in February or March—the following June, sensational blooms appear (pictured below)!

For *H. paniculata*, pruning is based upon whether the plant produces a very dense panicle of flowers, such as the cultivar 'Limelight,' or a more open panicle, such as 'Unique.' Those with more open panicles can be pruned drastically to 12" above the ground or lower! The plant will respond with a 5-8' shoot of new growth and an abnormally large flower. Since the flower is more open and lighter, it is less inclined to droop over following rain storms. The denser panicked forms should be cut back to a height of 3-4' on average. That will provide a supportive skeleton for the new growth, which, in turn, will prevent the new growth from drooping to the ground. Of course, you can also do nothing and allow it to be a large shrub or small tree! *H. macrophylla* and *H. quercifolia* are native to warmer climates and produce flowers on the previous

year's wood; care should be exercised in the amount and which wood is removed. For *H. macrophylla*, the current season's growth is usually a mahogany brown in color and they should not be touched as the terminal bud is the flower bud! Those stems that are gray in color are at least 2 years old and those that are the most highly branched with a diameter at the base of 1/2-5/8" are 4-5 years of age or older and should be removed.

For *H. quercifolia*, the pruning is more to shape the plant. For plants with colored stems during the winter months, such as Red-stemmed Dogwoods (*Cornus sanguinea*) and Willows (*Salix alba* 'Britzensis'), only the younger stems are colorful, while the older wood assumes a grey-colored bark. In areas populated by deer, it is best to rejuvenate these plants by removal of the canes older than three years, stimulating new growth. Allowing the stems from the previous two years to remain actually

**Below: *H. arborescens* 'Annabelle' cut back in March. At right: The same Hydrangeas three months later in June!**



provides the newly emerging stems protection from deer browse. If deer are not an issue, the plants can be coppiced or cut back to a height of 3-6" every three years! It sounds harsh, but this results in a very uniform development on new shoots. This style of pruning





At left: A *Cotinus* in summer following a heavy pruning in late February or early March. Below: A *Cotinus* in the process of being pruned back hard.



is traditional for *Buddleia* or Butterfly Bushes, but can also be applied to *Cotinus* (Smoke Bush, as seen in the images above and to the right), *Cercis* (Redbud) and *Physocarpus* (Ninebark). The plants will not flower, since they bloom on the previous year's wood, but this pruning will yield straight or attractively arching canes with continually emerging colored foliage from May through late September!

For those old and leggy Rhododendron, Azaleas, and Mountain Laurels that have become too tall or simply unattractive, winter is the time to rejuvenate the plants by cutting them back to 10-24" in height. The plants will break bud along the stems and within two years a more compact plant will result! If you simply wish to keep the plants at a given height, without sacrificing the flowers for a given year, lightly prune this group of plants just as the flowers are fading. All the species of *Ilex* (Holly), *Osmanthus* (Tea Holly), *Buxus* (Boxwood) and *Taxus* (Yew), can be significantly reduced in size in winter. Much like the Rhododendrons, they do not need to be cut back to a bud or branch, but

simply cut back to roughly a foot below the desired height and they will break dormant buds along the stems.

It should be noted that simply because you have invested \$150+ dollars in tools that you need to prune every plant! *Itea* (Virginia Sweetspire) and *Diervilla* (Southernbush Honeysuckle) are two plants that readily come to mind that rarely—if ever—need pruning! However, for most shrubs, pruning is beneficial as it literally preserves the past while shaping the garden's future!

—**Bruce Crawford**, Director, Rutgers Gardens, Rutgers University, New Brunswick, NJ; [Crawford@aesop.rutgers.edu](mailto:Crawford@aesop.rutgers.edu)

# The Significance of Nativars for Use in Landscaping

## *What is a nativar?*

In the last few months I have had numerous people ask me what I thought about nativars and their appropriateness for native landscaping. Here are my thoughts.

Allan Armitage, a horticulture professor at the University of Georgia, likely created the term nativar to mean a cultivar or hybrid derived from a native plant. In this way, you can define your native range and call a cultivar or hybrid that originated from that range a nativar. For instance, one may want to consider only plants native to the United States in the range. In this case, the cultivar *Aesculus parviflora* 'Rogers,' native to the Southeastern U.S., would be considered a nativar. If you want to limit your range to the state of Wisconsin, *Aesculus parviflora* 'Rogers' would not be considered a nativar but *Viburnum cassinoides* 'J. N. Select,' Freedom™ Witherod Viburnum, would. Freedom™ was selected from seedlings that originated from a population near Crivitz, Wisconsin.

Some folks are extremely particular about the native range of the plants they want to consider for planting. They will often specify that the plants must come from an ecotype that originates no more than 50 or 100 miles from their planting area. The ecotype is the geographical and environmental origin of the plant (where it evolved in nature). In most cases, the planter will not accept a nativar because its ecotype is unknown. They don't want to incorporate an item into their planting that may have originated from several states away. It is not considered appropriate. Again, they want plants that evolved in the local area and do not want to settle for less. This narrow specification of ecotype often presents acquisition problems for the buyers. Planters have a hard time getting the plants they want and the growers who sell them the plants have a hard time supplying the desired material. Nativars could, in some cases, help solve some of these supply and demand issues related to native plants.

An important step for growers who introduce nativars is to identify the ecotype of their selections. In this way, the end user will have better information to decide whether or not the plant is appropriate for their landscape purpose.



**Freedom™ Witherod Viburnum is a smaller, more refined plant than those found in the wild.**



I also encourage the end users to expand their ranges where possible to include plants that are economically feasible to produce. If growers have to produce plants for each client's particular small



*At left: Summer Wine® Ninebark, a native of the species, has purple foliage that contrasts greatly with green-foliaged plants. Far left: Common Ninebark.*



nativity range of 100 miles or less, they will have a difficult time remaining economically viable. Most likely the growers will resort to just growing the items that they can make money at producing.

A key component in making the local ecotype plant supply more reliable is to be able to expand the total amount of native material that is planted. Then the economics of scale start to make sense for the growers.

In order to do this, we have to get more of the general public to understand the importance of plants in their environment. It seems to me that the percentage of people that are emotionally, spiritually, or intellectually connected to the natural world is smaller than it used to be.

As I see it, this is why horticulturists and naturalists have to work together and not be antagonistic towards each other. Together, we can turn this trend of decreasing environmental awareness around. We can improve the quality of the native plantings

in our area and expand the quantity of plants sold.

Horticulturists and landscapers are on the front lines of public education about plants. People go to the garden center to purchase products to fix their lawn or to buy flowers or vegetables for their gardens. When they are there, they are typically lured in to buy other plants. The plants themselves are usually what persuades them to make additional purchases. The customers buy the most beautiful plants that they see on the particular day they are there. I know when I watch what retail customers have in their carts at our nursery, 80% or more of the items are in bloom or are colorful in some other respect. They are what I call WOW! plants. They are plants that entice people to take them home. They are an initial step in the education process of the general public about the natural world. If the plants grow and thrive for their owners, they feel a sense of satisfaction and will likely become more involved in growing things.

This impulsive connection with the natural world by the public needs to be nurtured and developed to spread throughout the population. Horticulture is often times the



**Firespire®  
Musclemwood**  
has red  
pigment that  
shows up in  
the flowers  
in spring and  
in the fruit  
and foliage  
in fall.

start of this connection. And the WOW! plants are often the entry points. They are the plants that get people through the door. They are to the plant world what Rock and Roll is to music. It is usually only a bit later in life that people become interested in jazz or classical or blue grass music. In the natural world, horticulture and its WOW! plants—cultivars—are the Rock and Roll stars. Natural Landscaping and Ecological Restoration are like jazz or classical or blue grass. It is more intricate or complicated and takes time to comprehend for most people. But the Rock and Roll helps many get a start in music.

Nativars are an important aspect of this education of the public. They are the WOW! plants of our native flora. They were selected by someone, like myself, for some characteristic or combination of characteristics that make them superior to the average seedling. For instance, *Carpinus caroliniana* 'J.N.Upright,' Firespire® Musclemwood was selected for having extraordinary orange-red fall color and an upright, barrel-shaped form. This nativar came from a combination of Southern

Wisconsin ecotypes. The run-of-the-mill seedlings that come from seed collected in the woodlands in Southern Wisconsin would have been mostly a yellowish fall color, with fewer than 15% having any orange or red in the fall coloration. The seed-grown trees are typically wider than they are tall with a rounded to spreading habit. For someone installing a native planting in useful component of the landscape, especially if there was an area that required visual impact in the fall—a place where WOW! was wanted—the predictability of this nativar could provide that.

In some cases, a nativar may not be appropriate simply because it is so different from the species. It would look out of place. For instance, some of the variegated or colored foliage forms of shrubs would look freakish in a native landscape if the context was to be purely natural. On the other hand, if you wanted the living area to be a bit more formalized, the colorful-foliaged nativar could work fine, and the outer edges of the property could stay natural-looking.

Nativars should be looked at for what they are. Understand that they are genetically identical but also predictable. There is a valuable place for that in many landscapes. Nativars can be the hook, like a Rock and Roll tune, that gets the public interested in reintroducing native plants to their yards. Every landscape deserves a little WOW!

—**Mike Yanny**, Senior Horticulturist, Johnson's Nursery, Inc. Reprinted with permission from Johnson's Nursery Website at [www.johnsonsnursery.com](http://www.johnsonsnursery.com)

—Article submitted by **Judy Newman**, NGC ESS Chairman



*Genuine*  
**ATLAS  
GLOVE**

370 Nitrile  
**Garden Club™**

## A FUNDRAISING IDEA!

Sell a case of Atlas Garden Club Gloves to your local garden club and easily **make over \$400.00!**

- Mix and match assorted colors and sizes.
- Retail price is \$5.99 or more per pair.
- Your cost is \$2.98 per pair.
- 144 pairs are in a case for a total of \$429.00.
- Free shipping.

*Now in 6 Pretty Colors*  
**Grand Hand Protection**



**PalmFlex**  
Gloves and Safety Solutions

Atlas is a registered trademark of Showa Glove Co.

For details or order form:

Email [gardenclubs@palmflex.com](mailto:gardenclubs@palmflex.com)

Phone 800-856-4817

Visit [www.palmflex.com/gardenclubs.htm](http://www.palmflex.com/gardenclubs.htm)



***"The First Kiss"***

***This Creative Design features white Fuji mums, lemon leaves, and a red-sprayed branch attached to a circular container.***

***The designer is Mary Ellen Unger, a member of the Creative Arrangers of Connecticut.***

***Photograph: Cheryl Collins***