

THE NATIONAL **gardener**

SUMMER 2018



**'THE SAVED SEED'
INSPIRES LEARNING**

**SUPPORT FOR
POLLINATORS**

**SUMMER ANNUAL
COLOR FOR
LANDSCAPES**

Garden Club Insurance

Lowest Prices, Best Coverage since 1991.



Quote & Buy in 3 minutes

at RVNuccio.com or call 1-800-364-2433

Annual prices starting at:

- Liability Plus \$315.00
- Directors & Officers Plus \$88.00
- Bonding Plus \$83.00
- Accident Medical Plus \$123.00
- Property Plus \$112.00

RVNA[®]
R.V. NUCCIO & ASSOCIATES, INC.



The National Gardener

Summer 2018 | Vol. 89, No. 3

National Garden Clubs, Inc.

5,000 Garden Clubs
165,000 Garden Club Members
50 States and the National Capital Area
60 National Affiliate Member Organizations
330 International Affiliate Member Organizations

Nancy L. Hargroves, President
300 N. Ridge Rd., #76, Richmond, VA 23229-7450

The National Gardener

Patricia Binder, Editor
patricia.b.binder@gmail.com
636-775-2378
Direct all **advertising inquiries** to the editor
TNG Subscriptions, Changes of Address, Website
Inquiries:
National Garden Clubs Inc.,
4401 Magnolia Avenue,
St. Louis, MO 63110-3492,
314-776-7574 Ext. 215
headquarters@gardenclub.org

NGC Headquarters

Monday-Friday, 9:00 am - 4:30 pm CDT
4401 Magnolia Avenue, St. Louis, MO 63110
Tel: 314-776-7574 Fax: 314-776-5108
E-mail: headquarters@gardenclub.org
Internet: www.gardenclub.org

Michelle Smith, Ext: 214; Executive Director
Emily Huck, Ext: 218; Member Services
1-800-550-6007 - Orders Only, Please
Bill Trapp, Ext: 212; Accountant
Chris Schmidt, Ext: 211; Accounting Assistant
Katie Roth, Ext: 215; Administrative Assistant
Rebecka Flowers, Ext: 210; Schools Secretary

TABLE OF CONTENTS

President's Message	4
BLOOM!	5
NGC 89th Annual Convention	7
NGC 2018 Award of Excellence	10
NGC 2018 Scholarships	14
Smokey Bear and Woodsy Owl Poster Contest	15
Plant America Espoma Grant	16
Plant America Community Project	17
Plant America Community Project Grants	18
Blue Star Memorial Marker Dedications	20
The Saved Seed Inspires Student Learning	24
Bee City USA	26
Monarch City USA	28
Gardening Schools	29
Landscape Design Schools	30
Flower Show Schools	31
NGC Schools and Courses	34
The Happy Gardener's Guide	38
Garden Club Project	40
Summer Annual Color for Landscapes	42

THE COVER

A prolific bloomer that pollinators can't resist, the charming dahlia "Pooh," is a member of the Collarette variety of dahlias. Photo by Arabella Dane at Stonecrop Gardens in the historic Hudson River Valley in New York.

The National Gardener (ISSN: 0027 9331) (USPS: 595-500) is published quarterly by National Garden Clubs Inc., 4401 Magnolia Avenue, St. Louis, MO 63110-3492 U.S. Subscription Rates: 1 year: \$8; 3 years: \$21. Foreign Subscription Rates: 1 year: \$18; 3 years: \$36. 1 year subscription outside continental U.S., including AIR MAIL: \$36; 3 year subscription outside continental U.S., including AIR MAIL: \$88. Change in name/address - \$1. Single copy - \$2. Postmaster: Send address changes to The National Gardener, National Garden Clubs, Inc., 4401 Magnolia Avenue, St. Louis, MO 63110. Periodicals postage paid at St. Louis, MO.



Nancy L. Hargroves

2017-2019 NGC President

Dear Members,

Good news! PLANT AMERICA Community Project Grants will be available again during this administration due to the success of fundraising efforts and donations by individuals, clubs and states.

The deadline for applications is **October 15, 2018**. Clubs that received a PLANT AMERICA grant in 2017-2018 will not be eligible to apply. Application forms and guidelines for the grants are available on the NGC website at www.gardenclub.org/projects/plant-america-community-project-grants.aspx

New Website for Youth about Horticulture

The website, WeAreBloom.org is now available that contains free educational materials for working with youth. BLOOM! is the movement to improve the world through the power of plants. Through eye-catching content delivered both inside and outside of the classroom, BLOOM! is inspiring youth across the United States to appreciate the plant world and ensure horticulture—and the millions of people who depend on it—thrives well into the future.

BLOOM! is built for today's youth—the next generation of game changers and dreamers, but there is truly something for everyone. Whether you are a student, parent, teacher, youth program leader or organization, please explore this website. This is where BLOOM! comes in, to help you integrate the power of plants into your youth programs and introduce kids to a life-long passion and perhaps even a career.

On the WeAreBLOOM.org website, youth can explore the world of plants through an interactive quiz, social media content, infographics and video profiles of people working in the horticulture field today. Teachers and youth program leaders also can get access to turnkey lesson plans, learning modules, student magazines, games and more educational tools and resources on the BLOOM! Scholastic Inc. website at www.scholastic.com/bloom. These resources also are distributed via Scholastic's vast network of 3.8 million teachers nationwide.

BLOOM! is the first major initiative of Seed Your Future www.seedyourfuture.org a coalition of more than 150 partners, including horticulture companies, gardening organizations, schools, col-

We Are BLOOM!



What

BLOOM! is the movement to improve the world through the power of plants.

We operate on one simple premise: the more we know about plants, the more we can make a difference today. By empowering today's youth – the next generation of game changers and dreamers – to unlock the potential of their natural world, BLOOM! is opening their eyes to opportunities they never knew possible and, in the process, seeding their future and ours.

Why

There have never been more opportunities to change the world through plants as there are today...



With more than 100 different careers in the industry, horticulture – the art, science, technology and business of plants – has something to offer everyone. Jobs include plant scientists, landscape architects, arborists, urban farmers, and drone engineers – just to name a few.



Horticulturists are using their plant knowledge to solve some of our biggest challenges, like feeding a growing world, climate change and clean water.



The average American can recognize over 1,000 brands and logos, but fewer than 10 plants in their local areas.



Nearly 58,000 jobs in the green-collar industry – jobs working with plants – are expected to become available each year for at least the next five years, but only 61% are expected to be filled. This creates a critical workforce gap.

BLOOM! was created to excite youth about the power of plants and ensure horticulture – and the millions of people who depend on it – thrives well into the future.

FIND YOUR PLANT POWER AT WeAreBLOOM.org

leges, universities, public gardens, youth organizations, nonprofit organizations and individual advocates that are united in their mission to promote horticulture and the diverse careers the industry

offers. National Garden Clubs Inc. is a proud member of this prestigious group and is thrilled to celebrate the launch of this first major initiative: BLOOM!


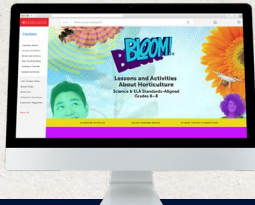
Please help carry the important mes-

How

Through eye-catching content delivered inside and outside of the classroom, BLOOM! is inspiring youth to appreciate the plant world and introducing them to a lifelong passion - and perhaps even a career.

Through a multichannel approach to reaching its campaign audiences, BLOOM! has the potential to reach millions of youth and youth influencers (parents, teachers and youth program leaders) in the first year of the campaign. The centerpiece of the movement is **WeAreBLOOM.org**, a website that serves as a digital hub for all campaign activity.

At WeAreBLOOM.org ...



Youth

can uncover their plant power through a personalized interactive quiz, they can explore the world of plants through entertaining social media content, they can learn surprising facts about plants and their impact on the world through videos and fun infographics, and they can be inspired by meeting some of the coolest people working in the field today through video profiles that are fun and often eye-opening about the diverse world of green-collar careers.

Teachers and youth program leaders

can access a toolkit of educational materials and resources on our BLOOM! educator microsite. Created and distributed in partnership with Scholastic at www.Scholastic.com/BLOOM, resources include sample lesson plans and activities, student magazines, student contests and games, videos, and online learning modules that demystify the field of horticulture and encourage students to explore the world of plants.

Parents and partners

can access a robust toolkit of resources to help them introduce youth to the world of plants and explore the diverse and rewarding careers in the world of horticulture.

Who

BLOOM! is powered by Seed Your Future, a coalition of more than 150 horticulture industry companies, gardening organizations, schools, colleges and universities, public gardens, youth organizations and supporters united by their unwavering confidence in the power of plants to change the world.



BLOOM!

FIND YOUR PLANT POWER AT
WeAreBLOOM.org

sage of this campaign by sharing BLOOM! resources with your family, friends, and in particular, the youth and teachers in your life.

For more information, visit

WeAreBLOOM.org or follow BLOOM! on Instagram, Facebook and YouTube. ■

Nancy L. Hargroves



Blooms in Philadelphia

National Garden Clubs
89th Annual Convention
May 20-24, 2018

NGC 2018 national convention

Philadelphia is best known as the “City of Brotherly Love,” but it’s also “America’s Garden Capital,” offering more than 30 gardens within 30 miles.

In May, members of National Garden Clubs Inc. attended the 89th National Convention in Philadelphia had the unique opportunity to experience some of the area’s history and horticulture that date back 300 years.

For more information, visit: americasgardencapital.org

Photos by Marcy Cunkelman

A highlight of the convention was a tour of Longwood Gardens, a leader in horticultural excellence, innovation and stewardship, which offered views of natural woodlands, majestic gardens, architectural grandeur and intricate fountains. Photos courtesy of Longwood Gardens. ▶





▲ NGC President Nancy Hargroves with Matt Rader (left), Sam Lemheny (right) of Pennsylvania Horticultural Society and Flossie Narducci, NGC vice-chairman of the convention. Lemheny and Rader presented a seminar on "PHS and the Philadelphia Flower Show: Engaging Gardeners and Transforming Communities."

▲ Considered one of the great gardens of the region, Chanticleer Garden is a colorful, contemporary garden situated within an historic setting. NGC members explored a number of themed gardens and drew inspiration from a landscape that featured native and exotic, hardy and non-hardy plants.



◀ "Lend a Hand-Care for the Land," is the motto of Woody Owl, an icon of the United States Forest Service, who was on hand at the presentation announcing the student winners of the 2018 NGC Smokey Bear and Woody Owl poster contest. Woody Owl encourages children to explore the natural world and form a healthy, lasting relationship with nature.



▲ Pennsylvania Horticultural Society sponsored an engaging community gardens tour that provided NGC members with a glimpse into Philadelphia's diverse, vibrant and unique community gardens and murals.

Nancy Hargroves, 2017-2019 NGC president, recognized Sandy Robinson, 2015-2017 NGC president, as a Five Star Member. To achieve Five Star status, master status in each of the four National Garden Club Schools must be acquired over a 20-year period.



NGC's International Affiliate members had an enjoyable visit in Philadelphia. Throughout the years, NGC has expanded its ideals and objectives throughout the Western Hemisphere from Canada to Argentina and also in South Africa, Australia and Japan. For more information on NGC's international affiliates visit <http://www.gardenclub.org/clubs/international-affiliates.aspx>



Kent Russell, celebrity gardener, storyteller and specialist on perennials presented "Candy in the Garden," an entertaining live plant demonstration.

Kirk Brown, depicting the character of "John Bartram," an early American botanist and explorer, captivated the audience with details of the early horticultural history of America. His presentation was infused with humor and storytelling.



NATIONAL GARDEN CLUBS INC. 2018 award of excellence

The NGC Award of Excellence recognizes exceptional individuals, organizations or institutions that make significant contributions to their communities in such areas as environmental and civic responsibility, conservation or community beautification through gardening projects.

“The Award of Excellence is our organization’s highest honor for non-members. By recognizing these deserving recipients from different parts of the nation, NGC hopes to educate and inspire others in communities coast-to-coast.”

**- Nancy Hargroves
2017-2019 President
National Garden Clubs Inc.**

Paul B. Redman, president and chief executive officer of Longwood Gardens in Kennett Square, Pa., is a champion of the sustainability and beauty of public gardens and to the training of future generations of horticultural professionals.

At the helm of Longwood Gardens since 2006, Redman oversees all



Paul B. Redman has been an award-winning leader of public gardens for more than 25 years. He is president and chief executive officer of Longwood Gardens, considered one of the premiere display gardens in the United States and the world. Photo courtesy of Longwood Gardens.

aspects of the 1,083-acre display garden and works to advance plant research and innovative educational programs. In addition, he spearheaded the development of a visionary site master plan that guides the direction for Longwood Gardens for the next 40 years.

Redman was a featured presenter at the 2018 NGC convention in Philadelphia. He serves on the boards of The Garden Conservancy and Greater Philadelphia Gardens Collaborative. He is co-chairman of “Seed Your Future,” an organization that also partners with NGC, which promotes awareness and career opportunities in horticulture. Redman also is past president of the American Public Gardens Association. Recent honors include a 2016 Award of Merit from the American Public Gardens Association, the International Garden Tourism Network’s 2015 Person of the

Year and the 2015 American Horticultural Society’s Professional Award.

Prior to joining Longwood Gardens, Redman served as executive director of Franklin Park Conservatory in Ohio. He holds a bachelor’s and master’s degree in horticulture from Oklahoma State University.

Redman was nominated for the 2018 NGC Award of Excellence by the Garden Club Federation of Pennsylvania.

About Longwood Gardens

Longwood Gardens, www.longwoodgardens.org a leader in horticultural excellence, innovation and stewardship, is considered one of the premier display gardens in the United States and the world. Located in Kennett Square in the Brandywine Valley of southeastern Pennsylvania, Longwood Gardens is the living legacy of founder Pierre S. duPont, inspiring people through excellence in garden design, horticulture, education and the arts. Longwood Gardens welcomes more than 1.5 million guests each year.

George Longenecker is the founder of and visionary behind West Virginia Botanic Garden, which features plants endemic to the Appalachian region. The 82-acre garden includes an old-growth forest, small, designed gardens, hiking trails and a boardwalk situated over a wetland area. Photo by Cheryl H. Carnegie.



George Longenecker, landscape architect and founder of West Virginia Botanic Garden, is acclaimed for his contributions to landscape architecture in West Virginia.

In 1983, Longenecker launched a grassroots effort with other like-

minded individuals in the development of West Virginia Botanic Garden near Morgantown, the only garden of its kind in the state. He has been instrumental in the direction of the garden and was named its first executive director in 1990—a position he held for 26 years. Under Longenecker’s guidance, planning and direction, the garden grew in purpose and scope, including the additions of the eclectic, butterfly, rhododendron and shade gardens.

Longenecker is professor emeritus of landscape architecture at West Virginia University, a program he helped develop since its inception—and one in which he was an inspiration to generations of landscape architecture students for nearly 40 years. In addition, he is West Virginia’s first licensed landscape architect. An 11-year board member of the West Virginia State Board of Landscape Architects, Longenecker was instrumental in assisting other landscape architects obtain licensure. Since 1988, he has been providing hands-on training and serves as landscape adviser to summer intern students at Fallingwater, the iconic Frank Lloyd Wright-designed home in rural southwestern Pennsylvania.

Longenecker is a popular speaker, presenter and workshop leader at gardening and landscaping events throughout West Virginia, including teaching courses for West Virginia Garden Club’s landscape design schools and conducting workshops at garden club meetings and annual state conventions.

Prior to joining West Virginia University, Longenecker served as assistant director of Tyler Arboretum in Media, Pa. In addition, he was landscape architect at Fort Benning, Ga., while on active duty in the U.S. Army Corps of Engineers. He holds a master’s degree in landscape architecture from the University of Illinois

Urbana-Champaign and a bachelor's degree in landscape architecture from the University of Wisconsin-Madison.

Longenecker was nominated for the 2018 NGC Award of Excellence by West Virginia Garden Club Inc.

About West Virginia Botanic Garden

West Virginia Botanic Garden, www.wvbg.org

is a nonprofit organization near Morgantown, W. Va., that offers inspirational landscapes, hiking trails, native meadows, woodlands, a meandering boardwalk that overlooks wetlands and a rich variety of ornamental plants appropriate to the Appalachian region. Situated on 82 acres that encompass the town's former Tibbs Run Reservoir, the garden provides a unique backdrop to foster education and encourage exploration, with ongoing programs for children, families, groups and adults of all ages. The garden is free and open to the public from dawn to dusk daily.

Jack Wood is a staunch supporter of home and community gardening, growing food, and how these activities enhance the quality of life in Fargo, N.D. Wood is the impetus behind Growing

Together, the largest community gardening program in the region. As co-founder, he was instrumental in building a successful model for communal gardening that addresses the public's need for and access to nutritious food, particularly in the communities of new Americans, who come from countries around the world to resettle in Fargo.

Under Wood's leadership and in collaboration with local volunteers, public and private organizations and agencies, Growing Together expanded its vision to include six community gardens, situated in and around Fargo, that total 2.14 acres and support over 150 families. In 2017, more than 400 volunteers, including new American families, harvested 58,000 pounds of produce.

Wood affectionately is known as the "Tomato King" for his passion for and prolific talent in growing more than 100 varieties of the vegetable

in his backyard garden. At the end of each February and to prepare for spring outdoor planting in the community gardens, he initiates the seeding and growth of more than 10,000 plants that include tomatoes, peppers, eggplant, cabbage and broccoli, under fluorescent lights in his home's basement. When they are large enough, the seedlings are

Jack Wood, co-founder of Growing Together, a community gardening program in Fargo, N.D., initiates the seeding and growth of more than 10,000 plants in his basement over the long North Dakota winters, preparing them for planting in mid-May. Photo by Simeon Bakunda.



▲ Jack Wood navigates a "squash tunnel," built by Growing Together principals and volunteers. Three additional tunnels are planned for 2018. Photo by Nola Storm.



▲ The NGC 2018 Award of Excellence recipients, pictured left to right: George Longenecker, Jack Wood and Paul B. Redman. Photo by Marcy Cunkelman.

transplanted into individual pots and transported to a greenhouse to prepare for planting starting in mid-May. The greenhouse was purchased last year by Growing Together and is situated on the community garden site at Lutheran Social Services of North Dakota.

Wood brings this same commitment to the Growing Together movement to foster skills and relationships and mentors groups around the region. A toolkit developed by Growing Together can be used by other organizations to replicate and establish similar gardens in their communities.

Wood is a certified Master Gardener through the North Dakota State University Extension Service. He was employed for 45 years at Scheels All Sports Inc. in Fargo, and most recently retired from his position as senior associate. Wood attended North Dakota State University.

Wood was nominated for the 2018 NGC Award of Excellence by North Dakota State Federation of Garden Clubs.

About Growing Together

Growing Together, www.facebook.com/GrowingTogetherND a community garden ministry in Fargo, N.D., was established in 2006 to provide a safe place for new American neighbors to meet new friends and grow food and relationships. Growing Together implements all-organic gardening best practices and manages community gardens situated on

church and nonprofit organization sites and public lands. It is a partnership between First United Methodist Church, Olivet Lutheran Church, Lutheran Social Services of North Dakota, the Foundation for Agricultural and Rural Resources Management and Sustainability and new American families.

“Growing Together implements all-organic gardening best practices and manages community gardens...”

National Garden Clubs Inc. 2018 SCHOLARSHIP RECIPIENTS

National Garden Clubs Inc. is proud of its college scholarship program, which offers financial aid to students majoring in fields of study related to horticulture and the environment.

NGC granted a total of 36 scholarships of \$4,000 each to the following students who are planning careers related to gardening, landscape design, environmental issues, floral design or horticulture. The presentations were made at the NGC 89th Annual Convention in Philadelphia, Pa. Congratulations to our winners and best wishes for your future education!

For additional information, visit <http://www.gardenclub.org/scholarships/>

State	2017-2018 Scholarship Winner	Named Scholarship
Arizona	Rhiannon Watkins	Mary Badham Kittel
Arkansas	Olivia C. Caillouet	June P. Wood
California	Guy Hernandez	Violet Gose
California	Katherine Bocskor	Ellamae Fehrer
Colorado	Clarinda R. Wilson	Evelyn Mooney
Connecticut	Jacqueline Degregorio	Helen Hussey Champlin
Delaware	Mark A. Meloni	Helen S. Hull
Florida	Hannah Gerke	Ellen Griffin
Florida	Emily Schaag	Jessie M. Conner
Georgia	Alexandra N. Ikner	Deen Day Sanders
Georgia	Lucas W. Brock	Phyllis J. Wood
Idaho	Camille Werner	Lucille Mauntel
Illinois	Colin Korst	Violet Herich Dawson
Indiana	Tanya Gaynor	Katherine Henby Hedley
Kansas	Pamela Blackmore	Barbara Barnette
Kentucky	Max D. Goldstein	Sandra H. Robinson
Louisiana	Maggie C. Herrmann	Owens-Rucker
Maine	Leala M. Machesney	Shirley S. Nicolai
Massachusetts	Caitlin Swalec	Barbara D. May
Massachusetts	Abigail Burke	Tempie Dahlgren
Michigan	Melissa K. Eggleston	Osa Mae Barton
Mississippi	Kacie Crain	Geraldine Dean
Missouri	Jessica L. Mantel	Jane Layman
Montana	Bailey S. Christoffersen	Junne Johnsrud
New Jersey	Diana Randjelovic	May Duff Walters
New York	Isabella Garramone	Cornelia H. Kellogg
North Carolina	Jose H. Borja	Eleanor L. Yates
Ohio	Christian Moore	Winifred Fink
Oklahoma	Jacob Krafft	Lorena Martin Spillers
Oregon	William C. Ortiz	Linda Nelson Bentson
Pennsylvania	Michael L. Dautlick	Lois Dupre Shuster
Rhode Island	Julia R. Callahan	Martha Smith
South Dakota	Jonathan Linke	Miriam Anderson Steel
Tennessee	Rachel M. Head	Mary Louise Michie
Texas	Jessica L. Dotray	Renee D. Blaschke
Wisconsin	Mikayla Moran	Kitty Larkin

2018 SMOKEY BEAR AND WOODSY OWL poster contest

The NGC Smokey Bear and Woodsy Owl Poster Contest is offered each year to elementary school students in first through fifth grade. The contest marks the collaboration of NGC and the United States Forest Service, a partnership that has spanned over 50 years. The contest encourages budding artists to express their talents and understanding of wildfire prevention and basic environmental conservation principles in a colorful poster that features Smokey Bear, America's icon for fire prevention or Woodsy Owl, which promotes environmental conservation.

The 2018 Smokey Bear and Woodsy Owl contest winners were announced in May at National Garden Clubs 89th Annual Convention in Philadelphia, Pa.



GRAND PRIZE WINNER

Fourth Grade

Rylee Jackson
Porter Ranch, Calif.
Sponsored by Southern California
Garden Club
California Garden Clubs Inc.

FINALISTS

First Grade

Timothy Kim
Sponsored by Southern California
Garden Club
California Garden Clubs Inc.

Second Grade

Charlotte Lee
Sponsored by Southern California
Garden Club
California Garden Clubs Inc.

Third Grade

Olivia Vincent
Sponsored by the Cultura Garden Club
Garden Club of Alabama Inc.

Fifth Grade

Lena Robison
Sponsored by the Neighborhood Garden
Club
The Utah Associated Garden Clubs Inc.

Jennifer Moreno

Chairman, Smokey Bear and Woodsy Owl Poster
Contest
moreno_jen@aps.edu

Visit <http://www.gardenclub.org/youth/smokey-bear-poster-contest.aspx>

SINCE 1929
Espoma
ORGANIC
PLANT AMERICA GRANT

Azalea Garden Club, Enterprise, Ala., is the first garden club in the nation to receive an Espoma Organic Plant America Grant in the 2018 calendar year. The club will receive up to \$250 of Espoma Organic products to use in the refurbishment of a Blue Star Memorial



▲ The garden's Blue Star Memorial Marker was first dedicated in 1987. It was refurbished and rededicated in 2007. Photo by Ona Garwood.

Garden at the community's welcome center.

Espoma announced last year it will provide grants of up to \$250 of organic plant foods and potting soils to 20 garden clubs in support of NGC's "Plant America" national program. The company also created a dedicated page on its corporate website recognizing the "Plant America" initiative.

For more information, visit <https://www.espoma.com/garden-clubs/> ■

Ona Garwood

*President, Azalea Garden Club
ogarwood@roadrunner.com*

Members of Azalea Garden Club Phyllis Irland (left), Ona Garwood (center left) and Delores Swensen (far right) are pictured with Bonnie Satterthwaite, Espoma Territory Sales Manager. Photo by Jacque Hawkins.



PLANT AMERICA
'planting party'

A community garden project by Petaluma Garden Club in Petaluma, Calif., garnered an NGC 2018 Plant America Grant.

The project, completed in April, entailed the planting of a 150-foot hedgerow along the northern border of Sunrise Community Garden, one of eight community gardens as part of a partnership with the city of Petaluma and St. Joseph Health, a not-for-profit provider of integrated health care under the umbrella of Petaluma Bounty, a multifaceted community food security initiative. The community gardens serve as educational hubs that also beautify neighborhoods and help support healthy eating for area residents who might not otherwise have the opportunity to

grow their own food.

The inspiration for the project stemmed from a garden club field trip last year to Singing Frogs Farm, a no-till ecologically beneficial, highly intensive vegetable farm in Sonoma

County, Calif. During the tour, we learned about the owner's success in the planting of a hedgerow of flowering and fruit-bearing shrubs, which attracted a variety of beneficial insects and pollinators. The varying heights of the hedgerow also protected crops from insects.

Upon learning that the club was selected for an NGC Plant America Grant,

Deanna Statler, project chairman, assembled a committee to research plants that would require full sun,

...Continued on page 19



▲ "Planting Party" volunteers matched and placed 55 plants according to the design plan.



▲ According to the design plan, each eight-foot section of fence was numbered.

PLANT AMERICA community project grants

Congratulations to the garden clubs of National Garden Clubs Inc. that have been awarded 2018 Plant America Community Project Grants! More than 400 grant applications were received. Below are the garden clubs that were awarded up to \$1,000 in recognition and support of their community gardening efforts.

The focus for the Plant America Community Projects Grant Program is on gardens and gardening. The scope and variety of projects implemented by these clubs is remarkable.

Thank you to NGC members for their enthusiastic response to this new grant program that is the initiative of 2017-2019 NGC President Nancy Hargroves. There will be future opportunities to seek funding. Plant America Community Project Grants will be carried forward in the next two administrations. Start planning your next gardening project, and take advantage of this wonderful opportunity to apply for grant funding from NGC.

Betty Cookendorfer

Chairman, Plant America Community Project Grants
Bcooken@aol.com

- A&M Garden Club, Texas Garden Clubs Inc.
- Anna-Jo Garden Club, The Garden Clubs of Illinois Inc.
- Arrowhead Garden Club, The Federated Garden Clubs of Missouri Inc.
- Atkinson Garden Club, New Hampshire Federation of Garden Clubs Inc.
- Avon-on-the-Lake Garden Club, The Garden Club of Ohio Inc.
- Boynton Beach Garden Club, Florida Federation of Garden Clubs Inc.
- Brattleboro Floral Arts & Garden Club, Federated Garden Clubs of Vermont Inc.
- Centennial Garden Club, National Capital Area Garden Clubs Inc.
- Coastal Garden Club, The Garden Club of North Carolina Inc.
- Ellsworth Garden Club, The Garden Club Federation of Maine Inc.
- Fort Benjamin's Blossoms Garden Club, The Garden Club of Indiana Inc.
- Galaxy Garden Club, The Garden Clubs of Mississippi Inc.
- Garden Club of Fleming Island, Florida Federation of Garden Clubs Inc.
- Garden Club of Manchester, Federated Garden Clubs of Vermont, Inc.
- Garden Lovers Club of Murfreesboro, Tennessee Federation of Garden Clubs Inc.
- Green Thumb Garden Club of Cranford, The Garden Club of New Jersey Inc.
- Grenada Garden Club, The Garden Clubs of Mississippi Inc.
- Laurel Garden Club of West Springfield/Burke, National Capital Area Garden Clubs Inc.
- Norristown Garden Club, The Garden Club Federation of Pennsylvania
- Optimistic Gardeners Club, Tennessee Federation of Garden Clubs Inc.
- Oxford Garden Club, The Garden Clubs of Mississippi Inc.
- Petaluma Garden Club, California Garden Clubs Inc.
- Plum Beach Garden Club, Rhode Island Federation of Garden Clubs Inc.
- Portage Garden Club, Michigan Garden Clubs Inc.
- Pottstown Area Garden Club, The Garden Club Federation of Pennsylvania
- Prairie Garden Club, Wyoming Federation of Garden Clubs Inc.
- San Augustine Garden Club, Texas Garden Clubs Inc.
- Shaler Garden Club, The Garden Club Federation of Pennsylvania



Visit <http://www.gardenclub.org/projects/plant-america-community-project-grants.aspx>

Continued from page 17...



▲ Volunteers were divided into teams to plant the hedgerow.

heavy soil, summer watering and also withstand afternoon winds. The committee selected a variety of 30 shrubs, 21 perennials and four fruit trees.

The plants were ordered and delivered from a local wholesale nursery.



▲ Planting the hedgerow was completed in three hours.

The city of Petaluma's "Mulch Madness" program donated rolls of cardboard for sheet mulching, in addition to several yards of wood chips to prepare for planting in the 750-square-foot space. Volunteers who assembled to help this project come to fruition included garden club members, local Master Gardeners, Sunrise Community gardeners, friends, family and grandchildren of all ages.

Julie A. West

NGC Liaison for Luther Burbank District California Garden Clubs Inc.

 Photos by Julie A. West

BLUE STAR MEMORIAL MARKER dedication

New Paltz Garden Club of Federated Garden Clubs of New York State Inc. dedicated a Blue Star Memorial Marker along a state highway in New Paltz, N.Y., in May.

 Photos courtesy of New Paltz Garden Club



NGC BLUE STAR MEMORIAL MARKER DEDICATIONS AT us national cemeteries

Members of the Florida Federation of Garden Clubs Inc. have completed the dedications of National Garden Clubs Inc. Blue Star Memorial Markers on the grounds of each of the state's nine national cemeteries.

There are 151 national cemeteries located in 40 states across the United States and Puerto Rico.

- Gettysburg National Cemetery is one of 14 national cemeteries associated with battlefields and/or historic sites managed by the National Park Service of the United States Department of the Interior.
- Arlington National Cemetery in Virginia and the United States Soldiers' and Airmen's Home National Cemetery in Washington D.C., two of our nation's oldest national cemeteries, are maintained by the Department of the Army.
- Ongoing care and maintenance of 135 national cemeteries is administered by the Department of Veterans Affairs National Cemeteries-National Cemetery Administration.

National Garden Clubs' affiliated clubs, districts and/or federations have placed Blue Star Memorial Markers at 25 percent of the Veterans Affairs national cemeteries across the United States.

Florida Federation of Garden Clubs Inc. encourages all state garden clubs



▲ A Blue Star Memorial Marker was dedicated in April, 2017 at Sarasota National Cemetery, Sarasota, Fla. Pictured right to left: Arlene Rand, past president, Florida Federation of Garden Clubs Inc., NGC Blue and Gold Star Memorial Marker Chairman Andrea Little and Rosita Aristoff.

across the United States to honor all United States Armed Forces by placing a Blue Star Memorial Marker in their states' national cemeteries. ■

Rosita Aristoff

Chairman, Blue and Gold Star Memorial Markers Florida Federation of Garden Clubs Inc. aristoff@bellsouth.net

For more information, visit <https://www.cem.va.gov/cems/index.asp>

 Photo by Rosita Aristoff

NGC Calendar

National Conventions

2019 Biloxi, Miss., Apr. 30-May 5
(Installation)
2020 Milwaukee, Wis., Dates TBD
2021 New Jersey, (Installation,
location and dates TBD)

Fall Board Meetings

2018 Orlando, Fla., Sept. 25-30
2019 St. Louis, Mo.
2020 North Dakota
2021 St. Louis, Mo.

National Flower Arrangers

Dinner and Floral Design Program

"Magical VISIONS of INDIA"

featuring

PENNY DECKER

NGC Master Flower Show Judge/Instructor/Artist

Date: Wednesday, September 26, 2018
Time: Cash bar 6:30 PM, Dinner 7:30 PM, program follows
Place: ROSEN PLAZA HOTEL
9700 International Blvd., Orlando, FL 32819 USA
Cost: \$65./NFA Member; \$75./Non-Member
Dinner includes: Salad, Entrée, Dessert



Send reservations to:
Shirley Nicolai, Registrar
12325 Hatton Point Road
Ft. Washington, MD 20744-7014

Make check payable to:
National Flower Arrangers

Please make reservations by September 14, 2018

NATIONAL FLOWER ARRANGERS

"MAGICAL VISIONS of INDIA"

Dinner/Program by PENNY DECKER
Wed., September 26, 2018

ROSEN PLAZA HOTEL
9700 International Blvd.,
Orlando, FL 32819 USA

Name	Date
Address	City State Zip
Email	Phone
Dietary Restrictions	Check #



ORGANIC
A natural in the garden since 1929.



ESPOMA ORGANIC AND NATIONAL GARDEN CLUBS
ARE PARTNERING TO HELP COMMUNITIES

Plant America!

Your local garden projects and programs provide inspiring opportunities that bring neighbors, cultures and generations together to share the experience and joy of gardening. As recognition of the valuable resource that your club contributes to your community, 20 local garden clubs across America will be awarded grants. Recipients will earn up to \$250 of Espoma Organic Plant Foods & Potting Soils. So be inspired America! Join our effort to Plant America Together. Register your garden club today! Sign up at: www.espoma.com/garden-clubs.



Be a part of 'Plant America' and watch your community grow!



Your good work deserves to be recognized...



Visit us at www.espoma.com and join our gardening community



'THE SAVED SEED' inspires student learning

Darien Garden Club in Darien, Ill., received a first-place Central Region Award from National Garden Clubs Inc., for a youth project for early education students in October, 2017, at First Friends Christian Preschool in Bolingbrook, Ill. The club was recognized with the award at the NGC 2018 National Convention in Philadelphia, Pa.

"The Saved Seed," NGC's second early-reader book, was the focus of the project. Chris Bosacki, Darien Garden Club member, developed activities for each day of the month to coordinate with the book's narrative, which included hands-on learning, as well as pumpkin puzzles, games and art projects. Activities also were planned to align with Illinois Early Learning and Development Standards, which provides reasonable expectations for children's growth,



▲ Students scooped out pumpkin seeds and were encouraged to share insights about the experience. Seeds were washed and put on display.

development and learning in the preschool years. As part of the science component of IELDS, Bosacki implemented benchmarks that included the development of student curiosity and use of science skills, such as observing, asking questions, solving problems, drawing conclusions and expressing wonder; exploring concepts and information about the physical earth and life sciences; and understanding how things grow and change.

Photos of students participating in classroom learning activities were posted on a bulletin board at the school for viewing by families, church members and visitors, as well as shared on a popular Internet-based image publishing service. A photo of "The Saved Seed," book and ordering information also was shared.

Judi Doychak

Chairman, Darien Garden Club Awards
 doychak@sbcglobal.net

Photos by Chris Bosacki

"The Saved Seed" was written by Brenda Moore, third vice president, National Garden Clubs Inc., and illustrated by Emily Lackey.

For more information, visit
<http://www.gardenclub.org/projects/the-saved-seed.aspx>



▲ Students collected pumpkin seeds and placed them in an envelope, where they could be saved later for planting at home. Some pumpkin seeds were set aside to plant near the school's playground, where students can witness the beginnings of plant growth.

▲ Bosacki reads "The Saved Seed" to eager listeners. The story teaches children about the life cycle of a pumpkin



▲ Students explored the seedless pumpkin, which featured a newly carved face.



▲ A "Discovery Table" featured a hands-on learning exhibit each day. On one day, children were invited to lift the top of the pumpkin to investigate and explore what was inside, using their senses of smell and touch. Parents also were invited to visit the classroom to view the changing exhibits.



▶ Students used a magnifying glass to examine the pumpkin.

ORDER NOW!

"The Saved Seed"

\$10

Member Services
 National Garden Clubs Inc.
 4401 Magnolia Ave.
 St. Louis, MO 63110-3492

Shop online:

www.gardenclub.org

E-mail:

headquarters@gardenclub.org

Call: 1-800-550-6007

Fax: 314-776-5108



bee city usa

In 2017, Hillsborough, N.C., became the 35th city in the nation to be named a “Bee City USA.” This designation was largely due to the efforts and advocacy in support of bees and other pollinators by members of Hillsborough Garden Club.

The goal of the Bee City USA program is to make a difference in reversing the threats currently facing pollinators around the world. The program fosters an ongoing dialogue in urban areas to raise awareness of the role that pollinators play. Bee City USA also endorses a set of commitments, defined in a resolution, for creating sustainable habitats for pollinators, which are vital to feeding the planet. The nonprofit Bee City USA invites incorporated cities, towns, counties and communities across America to join in these commitments.

Hillsborough Garden Club, in conjunction with Bee City USA and the Hillsborough Tree Board, promotes community educational activities and provides public education and outreach on pollinator-friendly planting practices. Efforts include:

- Two garden club members attended Bee City USA’s first Certified Pollinator Advocate Training session, an intensive three-day course on

bees, butterflies and habitats, and learned successful strategies in which to mobilize community volunteers.

- The garden club assists with the annual “Pollinator Celebration” each June to raise citizen awareness of how to save bees and other pollinators.
 - When the town unveiled a custom-designed “Bee Hotel” at a local park, 12 garden club volunteers distributed materials to the public and answered questions about native bees.
 - Club members consulted with the town on the design and choice of plants during relocation of an existing pollinator garden in a local park and the club will be responsible for ongoing maintenance.
- The club’s Bee City USA subcommittee members submit

“The goal...is to make a difference in reversing the threats currently facing pollinators...”



▲ Hillsborough Garden Club members work on mason bee houses. Pictured left to right: Dolly Hunnell, Janie Trumbull and Ann Sebesan.



◀ Karen MacAulay “beedazzles” an audience at a garden club exhibit illustrating popular foods that depend on pollination by bees.

articles to the local newspaper for its monthly feature “Buzzin’ Around,” on topics that include “Thank a Bee,” “Mason Bees,” “Gardening for Pollinators” and “It’s All About BOB (Blue Orchard Bee).”

- A tutorial for garden club members on “Supporting Pollinators through Bee City USA.”
- Members made houses for mason bees.
- The club’s website www.hillsboroughgardenclubnc.com has become a popular source of information to members and the public. It offers native plant lists, how to protect bees and butterflies, as well as how to create healthy pollinator habitats.
- “Earth Evening,” Hillsborough’s celebration of Earth Day, provided an opportunity for the garden club to work with the Tree Board during a youth community event. The club provided educational materials for adults and a mystery

- game for children, “Who Killed Bertha Bee,” based on the dangers of pesticides to native bumblebees.
- The club collaborated with Master Gardeners from the University of Florida Institute of Food and Agricultural Sciences Extension Orange County, in the biennial Plant Sale and Garden Festival, which offered native plants, as well as exhibits and workshops about pollinator gardening.
- During the last year, the focus of the club has moved increasingly toward a conservation/environmental emphasis through advocating a greater use of native plants, protection of pollinators and co-existing with caterpillars, insects and other creatures that are part of our food web. ■

Phyllis Simon

*Chairman, Communication and Publicity
Hillsborough Garden Club
Dcsimon6@gmail.com*

**For more information, visit
<http://www.beecityusa.org/>**

**Photos courtesy of
Hillsborough Garden Club**

▼ The Bee Hotel at Gold Park, Hillsborough, N.C.





FLORIDA CITY NAMED monarch city usa

Local garden club refurbishes sensory garden to include butterfly-friendly plants

The Monarch City USA sign is prominently displayed in the Sensory Butterfly Garden. Members of the Garden Club of DeLand spearheaded the project and maintain the garden. Photo by Sara Kearney.

DeLand, Fla. has been designated a Monarch City USA, the first city in the state to hold the distinction.

Monarch City USA is a nonprofit organization under the Washington Department of Revenue based in Maple Valley, Wash. The goal of the organization is to reach out to the more than 19,000 cities across the United States to serve as “stepping stones” to support and help in the recovery of the monarch butterfly population by planting milkweed and nectar plants within their municipalities. The plants are critical food sources for monarchs on their annual journey from their migration from Mexico to parts of the U.S. and Canada, which can total more than 2,000 miles.

Milkweed, the host plant of monarchs, increasingly is disappearing from the American landscape. According to the U.S. Fish & Wildlife Service, milkweed is the lone plant upon which the butterflies lay their eggs in spring, and is the only food source for monarch larvae. Reasons for the dramatic decrease in milkweed plants cited by the organization include urban sprawl and

development and land-use practices, such as farming with crops genetically modified to resist herbicides, which kill plants such as milkweed that grow around farm fields.

Continued on page 46...



▲ The Garden Club of DeLand, Fla., designed a sensory garden in 1998 as a garden therapy project. The garden, designed for the visually impaired, offers accessible pathways for ease of navigation, and features fragrant and textural plants for tactile experiences and signage inscribed in Braille. The garden club revamped the sensory garden and recently introduced a butterfly garden into the existing space. Photos by Sara Kearney.

gardening SCHOOLS

Miami Lakes Garden Club in Miami-Dade County, Fla., adopted a community project at The Marian Center in Opa Locka, Fla.

The Marian Center offers services for people with intellectual disabilities, which includes a fully accredited school for students ages six to 21, an adult day-training and work program and a full-time residential facility for women. Each program welcomes people from all races, religions and backgrounds and provides partial financial aid to all those who qualify.

At The Marian Center, garden club members work with adults at the facility to plant vegetables,

herbs or plants in four raised beds. Work also includes organizing a greenhouse and cleaning up and replanting a butterfly garden. The focus of the project is to foster a respect for and love of gardening and nature among participants. In addition, the project provides to garden club members who completed the NGC Gardening Schools Course and received Gardening Consultant Certification the opportunity to put the acquired knowledge to work.

The project energizes garden club members and is beneficial to residents of The Marian Center, who have an opportunity to connect with the beautiful

bounty of horticulture of South Florida. ■

Mary Lou Ruiz
*Gardening Council Consultant
Florida Federation of Garden Clubs Inc.*

Barbara Hadsell
*Chairman, Gardening Schools
barbarahadsell@cs.com*



▲ Each Tuesday morning, members of Miami Lakes Garden Club volunteer for a gardening activity at The Marian Center. Members pictured (left to right) include Dorothy Wix, Susan Keenan and Audrey Valhuerdi. Photo courtesy of Miami Lakes Garden Club.



▲ A potential project is to transform an area into a rock garden. The spot gets full sun and will be an ideal place for the sun-tolerant bromeliads that are readily available in the greenhouse.

landscape DESIGN SCHOOLS

Noted American aviator Charles Lindbergh said, "Life is like a landscape. You live in the midst of it, but can describe it only from the vantage point of distance."

NGC's Landscape Design Schools and related refresher events offer that perspective to help you see the big picture. Here are a few reports and some excellent feedback on recent courses:

- Arizona: After completing its first Landscape Design School in years, it is planning another one.
- National Capital Area: "Our speakers were outstanding and well-received." One student shared that "the school had the best set of speakers she has encountered in all the schools she has attended, including Flower Show, Gardening and Environmental."
- Nebraska: "We picked the best day weather-wise for our landscape tours! The instructors were great. Kathleen Cue did a wonderful job on community gardens."
- North Carolina: "Everything went very well, and we had such a great learning experience with five very distinguished instructors. Our students were so appreciative of being able to have the course in North Carolina once again."

Doesn't this make you want to register for a course near you? And, recruit your friends and neighbors? Or better yet, help your club, district, council or state to conduct a Landscape Design School?

News and reminders:

- Remember that course registration fees have been eliminated.
- Landscape design consultants may refresh their certificates by attending any one of the four courses of a Landscape Design School OR by attending a single-subject or multiple refresher events.
- Not only are state and local schools chairmen not using the fillable forms on the NGC website for school administration, but we also have issues with state chairs who bypass NGC accrediting chairmen when a course is completed and send all paperwork only to headquarters. It is imperative that instructions on forms be followed in order to assure proper handling and recording of your school and issuance of consultant and refresher cards. Please help us help you by following instructions.
- We are always looking for your input (news and photos) for "Newscap" and "The National Gardener."

"What we do to our landscape we ultimately do to ourselves."

—Landscape Architecture Foundation.

Join us in Landscape Design Schools to learn how to recognize good land use and to do good and sustainable things with the landscape.

Greg Pokorski

Chairman

Landscape Design Schools News

GregPokorski@earthlink.net

Flower Show

SCHOOLS NEWS

"It is good to know, if only in passing, a charming human being; it refreshes our lives like flowers and woods and clear brooks."

- GEORGE ELIOT

Judging is the thoughtful assessment of the work of others by qualified individuals. NGC Accredited Judges must exemplify the finest qualities of National Garden Clubs Inc. Judging Procedures, Handbook for Flower Shows, page 97.

The rules of Etiquette and Ethics are for everyone, not just "others." The Handbook sets forth 18 guidelines, which, if followed, make it easy to have a smooth-running flower show. It takes only one person to decide that he/she is above those rules to make it uncomfortable for everyone. On the flip side of that admonition is the responsibility club members have to enforce the Handbook and Schedule's guidelines. The Schedule is the law of the show, providing a level playing field for all exhibitors. The Handbook is sort of like an insurance policy. Both are important, but must be consulted and put into practice for the flower show to pay off. We can write all the rules we want, but unless we are aware of them, follow and enforce them, they do no good.

As Judges, we must be the first to step out and present the positive side, the upbeat attitude, the helpful suggestion that might solve any dilemma. If in doubt of proper procedure or interpretation, contact the appropriate state or national chairman for clarification.

Questions continue to come in and the various chairmen are happy to try to answer them. Many of your queries can be referenced to a specific page of the Handbook. Other questions are more theoretical and begin with the words, "May we do" this or that? Judges Councils can help their judges to find answers by providing study sessions at each meeting, encouraging members to become more familiar with the Handbook. One fun way would be to hold short 20-30 minute "sword drills." Propose a question and have the Judges compete to see who can find the answer first in the Handbook. Keep in mind, the Handbook is written to encompass broad parameters. It does not attempt to cover every situation for every club in every geographical area. We understand that needs are different. As long as your decisions don't go against the policies and rules in the Handbook, you can adapt your particular show to meet your needs and still uphold NGC's goals and objectives.

Q In Botanical Arts Horticulture, does the exhibitor need to have grown the items in the Dried and Preserved category?

When that section was added, the intent was that the exhibitor would dry and preserve his/her own specimens.

The National Gardener Schedule

FALL

October, November, December
Articles due: August 1
Advertising due: August 15

WINTER

January, February, March
Articles due: November 1
Advertising due: November 15

SPRING

April, May, June
Articles due: February 1
Advertising due: February 15

SUMMER

July, August, September
Articles due: May 1
Advertising due: May 15

However, it's obvious we have no way to enforce such a rule. The Classification Chairman can only take the exhibitor's word for it. Suppose you were walking on a public trail and found a fallen leaf. May you pick it up (assuming there is no law against removing a fallen leaf) and proceed to care for it while it dries? Yes. But, under no circumstances, would you be allowed to purchase a leaf that has been commercially dried or skeletonized and claim it as your own work. If you receive fresh roses for your birthday, can you dry them and enter a class for dried flowers? Yes.

Q In a Featured Plant Material Design, must the featured plant material be identical, or can it be merely within the same family of plants? Handbook, page 74 G. defines this design as having "an emphasis on one plant species." The problem is understanding what a plant species is. The species is determined by knowing the genus and the specific epithet; **together they make up the binomial name which determines the plant's species.** Within that species may be many cultivars, each different from the other in some way: form, color, size. Handbook, G.3., again emphasizes, "the focus is on the chosen species." Therefore, if you plan to use hydrangea flowers, all must be of the **same species of Hydrangea**: *H. macrophylla* OR *H. paniculata*, but not both in the same design. The designer may use different colors or cultivars of one OR the other. Now a

new problem is introduced: not of conformance, but, artistically, the multiple colors may vie for dominance.

Q I read in the last issue, that if a student attends Course I of a Flower Show School series, but doesn't take or doesn't pass the written exams, that student may still take Course II for credit and make up Course I later, prior to becoming a Student Judge. Who is responsible for keeping the records of that student's progress?

It is critical that each State Flower Show Schools Chairman keeps accurate and complete records of all attendees at every course of that Series. The Chairman must maintain these records for the duration of the Series, including following the student's Schedule Writing Assignment to successful completion and, once the student has earned the exhibiting and student judging credits, scheduling the student to take the Handbook Exam. It is the Chairman's responsibility to keep records listing dates, locations, grades, any make-up courses and the grades for Schedule and HB Exam. These records must be kept until the student is declared an Accredited Judge, at which time a copy of the records is turned over to the State Credentials Chairman. It is important that the State Chairman keeps a back-up copy of these records at another site with another person and should also make the NGC Regional Accrediting Chairman aware of the student's progress.

Is your club having a flower show this year? Do you plan to have it evaluated? Remember, there are NGC Awards available not only for different types of shows (General, Petite, Holiday/Patriotic, Co-sponsored w/a plant Society, Major) but also awards specifically for NGC Standard Shows (Adult and Youth Standard) and now, for Small Standard and Specialty Shows (Horticulture or Design). There are three different scales of points to be used when evaluating the different kinds of shows. These fillable PDF forms (30D, 30H, 30S) can be found on the NGC website under the Flower Show Schools Form tab, as well as on pages 132-134

of the Handbook. Now, all the Books of Evidence sent to the State Chairman that score 95+ can be sent on to the National Chairman and are eligible to be recognized with an NGC Flower Show Achievement Award. Remember, every show which is evaluated MUST include at least one Educational Exhibit. See additional requirements listed in the FS Achievement Awards document on the NGC website.

Dorothy Yard

Chairman, Flower Show Schools
dotyard@verizon.net

Cultivate our Garden Community

WITH GARDENING TIPS, IDEAS AND PROJECTS

Members of National Garden Clubs are a wealth of knowledge and information on all things in the garden.

Do you, or your club, have gardening tips, tricks, ideas or project successes to share?



The National Gardener would like to tap into your skills and talents, as well as showcase your favorite projects.

PLEASE SEND:

- **A brief description** of your idea or how a unique project fostered success.
- **A photo or two** of your project is welcome. Photos must be high resolution 300 dpi with photo credit information provided.

SEND TO:

Patricia Binder, editor
The National Gardener
patricia.b.binder@gmail.com

Environmental Schools

COURSE I

Albuquerque, N.M.

Aug. 29-30

Debra Sorrell,
jdsorr@msn.com

New Smyrna Beach, Fla.

March 19-20, 2019

Nancy Richards,
NancyRRichards@gmail.com

COURSE II

Groesbeck, Texas

July 13-15

Heather M. White, M.D.,
heathermwhitemd@aol.com,
979-220-7545

COURSE III

Salto, Uruguay

Aug. 17-18

Dolores Lobo de
Montemayor,
lobodolores@hotmail.com,

Abbeville, La.

Oct. 2-3

Gwen Lanoux,
es2018pisp@gmail.com

Groesbeck, Texas

Jan. 4-6, 2019

Heather M. White, M.D.,
heathermwhitemd@aol.com,
979-220-7545

COURSE IV

Salto, Uruguay

Aug. 18-19

Dolores Lobo de
Montemayor,
lobodolores@hotmail.com

Abbeville, La.

Oct. 4-5

Gwen Lanoux,
es2018pisp@gmail.com

Gardening Schools

COURSE I

Griffin, Ga.

Aug. 3-4

Emily Wilbert,
themomemw@gmail.com,
770-502-8381

Albuquerque, N.M.

Aug. 31-Sept. 1

Debi Harrington,
photodebi@gmail.com,
505-206-0930

Jacksonville, Fla.

Oct. 1-2

Carolyn Stevens,
carolynhstevens@gmail.com,
904-247-8269

East Brunswick, N.J.

Oct. 2-5

Beverly Kazickas,
kazickas55@aol.com,
201-321-7004

Fairfax, Va.

Oct. 4-5

Joyce Skoglund,
Jeskog612@gmail.com,
703-591-4017

Ft. Myers, Fla.

Oct. 26-27

Pat Richardson,
ograpmat42@yahoo.com,
407-469-7082

Bradenton, Fla.

Jan. 28-29, 2019

Sheryl Perkins,
sl_perkins@hotmail.com,
941-744-7356

COURSE II

Monroe, Mich.

Oct. 16-17

Elizabeth Bohland,
lbohland@hotmail.com,
734-242-6313

Jacksonville, Fla.

Oct. 29-30

Carolyn Stevens,
carolynhstevens@gmail.com,
904-247-8269

Griffin, Ga.

Jan. 18-19, 2019

Emily Wilbert,
themomemw@gmail.com,
770-502-8381

Bradenton, Fla.

Jan. 30-31, 2019

Sheryl Perkins,
sl_perkins@hotmail.com,
941-744-7356

COURSE III

Exton, Pa.

Aug. 20-21

Mary Jo Schlomann,
Mrsrags11@gmail.com,
610-269-8450

Great River, N.Y.

Oct. 17-18

Lynn Pezold,
lynn@pezold.net,
631-271-8817

Griffin, Ga.

Nov. 2-3

Emily Wilbert,
themomemw@gmail.com,
770-502-8381

Hammond, La.

Nov. 6-7

Linda Brashier,
940frame@gmail.com,
985-293-7660

New Smyrna Beach, Fla.

Nov. 8-9

Sally Flanagan,
sfflan@aol.com,
386-428-3170

Jacksonville, Fla.

Feb. 4-5, 2019

Carolyn Stevens,
carolynhstevens@gmail.com,
904-247-8269

Bowling Green, Ky.

March 12-13, 2019

Jo Jean Scott,
jojogarden.34@gmail.com,
270-781-2089

Bradenton, Fla.

April 1-2, 2019

Sheryl Perkins,
sl_perkins@hotmail.com,
941-744-7356

Monroe, Mich.

May 7-8, 2019

Elizabeth Bohland,
lbohland@hotmail.com,
734-242-6313

COURSE IV

Madrid, Iowa

Sept. 20-21

Ada Mae Lewis,
adamaelewis@gmail.com,
515-232-0608

Griffin, Ga.

Feb. 8-9, 2019

Emily Wilbert,
themomemw@gmail.com,
770-502-8381

New Smyrna Beach, Fla.

Feb. 12-13, 2019

Sally Flanagan,
sfflan@aol.com,
386-428-3170

Jacksonville, Fla.

March 4-5, 2019

Carolyn Stevens,
carolynhstevens@gmail.com,
904-247-8269

Bradenton, Fla.

April 3-4, 2019

Sheryl Perkins,
sl_perkins@hotmail.com,
941-744-7356

Monroe, Mich.

Oct. 22-23, 2019

Elizabeth Bohland,
lbohland@hotmail.com,
734-242-6313

Landscape Design Schools

COURSE I

Springfield, Mo.

July 18-20

Nancy Bahn,
Nancybahn28@gmail.com,
573-450-4943

College Station, Texas

July 18-20

Diane Perez,
texaslandscapedesignschool@gmail.com,
281-935-6517

Randolph, Mass.

Oct. 25-27

Sheila Swanwick,
Sheila.swanwick@outlook.com,
781-963-9152

Fort Myers, Fla.

Oct. 26-27

Pat Richardson,
ograpmat42@yahoo.com,
407-469-7082

Phoenix, Ariz.

Jan. 19-20, 2019

Judy Tolbert,
tolbertjl10@gmail.com,
602-421-5290

New Haven, Conn.

March 26-27, 2019

Susan Laursen,
sklaursen@aol.com,
203-415-2077

COURSE II

Raleigh, N.C.

Aug. 13-14

Linda McLendon,
McLendonL@aol.com,
919-736-1255

Oak Harbor, Wash.

Oct. 1-2

Elaine Pinkerton,
pinktwo2@live.com,
360-668-0243

College Station, Texas

Feb. 25-26, 2019

Michele Wehrheim,
texaslandscapedesignschool@gmail.com,
313-649-1067

COURSE III

College Station, Texas

Sept. 23-24, 2019

Michele Wehrheim,
texaslandscapedesignschool@gmail.com,
313-649-1067

COURSE IV

Falmouth, Maine

Sept. 12-13

Harriet Robinson,
harriettlewisrobinson@gmail.com,
207-743-7236

Winter Park, Fla.

Sept. 26-27

Pat Richardson,
ograpmat42@yahoo.com,
407-469-7082

Richmond, Va.

Oct. 1-2

Glenda Knowles,
ggknowles@cox.net,
757-651-0401

Lancaster, Pa.

Oct. 21-23

Vivian Abel, vivianbob@pheasantrunfarmbb.com,
717-725-6220

Tri-Refresher

Dublin, Ohio

Oct. 25-26

Pat Rupiper,
PatRupiper@gmail.com,
614-423-8646

Altoona, Pa.

April 7-9, 2019

Sheila Croushore,
sheshore@ymail.com,
814-233-6769

Flower Show Schools

COURSE I

Dewitt, N.Y.

July 10-12

Sharon Vazquez,
dis6fss@gmail.com,
315-481-4005

Fort Lauderdale, Fla.

Nov. 12-14

Joanne Nelson,
jwnelson04@aol.com,
954-786-3274

COURSE II

Winston-Salem, N.C.

July 16-18

Trish Summers,
brssmm@yahoo.com,
336-945-4433

Moundsville, W.Va.
August 9-11
 Carolyn McCafferty,
 dancrlry@aol.com,
 304-845-4302
New Orleans, La.
Sept. 5-7
 Reba Mackey,
 mackeyrw@bellsouth.net,
 504-394-0038
Houston, Texas
Sept. 18-20
 Jody Rogers,
 rogjody@att.net,
 713-723-6416

COURSE III
Albuquerque, N.M.
July 20-22
 Debra Sorrell,
 jdsorr@msn.com,
 505-615-8564

Lynchburg, Va.
Aug. 27-30
 Mary Ann May,
 ptmboat@comcast.net, 540-937-4613

Columbia, S.C.
Sept. 10-12
 Jerry Weise, jerryweise@gmail.com, 843-884-8998

Chappaqua, N.Y.
Oct. 2-4
 Chris Wolff,
 ckwolff37@gmail.com, 914-923-3238

Flower Show Symposiums

Columbia, S.C.
July 25-26
 Susan Thomas,
 Elt3z28@aol.com,
 864-958-2332
Birmingham, Ala.
Aug. 8-9
 Sybil Ingram,
 sybil40@charter.net,
 205-733- 9536

Springfield, Mo.
Aug. 20-21
 Josie Raborar,
 graborar@sbcglobal.net,
 417-818-4789
Marshalltown, Iowa
Aug. 27-28
 Sandra Quam,
 zeldaq@hotmail.com,
 515-386-4679
East Windsor, N.J.
Oct. 9-10
 Jane Bersch,
 janebersch@aol.com,
 609-654-6580

Westbrook, Conn.
Oct. 16-18
 Kris Urbanik,
 krisurb@cox.net,
 860-659-1811

San Antonio, Texas
Oct. 21-23
 Ginger Hodges,
 justginger1@sbcglobal.net,
 210-334-1760

Springfield, Ill.
Oct. 25-27
 Elizabeth Wagner,
 elizabeth_wagner@sbcglobal.net, 312-498-5996

Cary, N.C.
Oct. 28-30
 Melanie Wyatt,
 wyattma17@gmail.com,
 919-618-5008

Loranger, La.
Oct. 29-30
 Sherri Labbe,
 shedigsdirt@att.net,
 985-851-3593

Palm Beach Gardens, Fla.
Nov. 4-6
 Susan Hillson,
 susan@thehillsongroup.com,
 561-333-0740

Bowie, Md.
Nov. 6-7
 Susie Middleton,
 sjm21613@gmail.com,
 410-228-5756

BENT AND TWISTED STUDIOS
Fundraising Ways and Means Packages
 Ken Swartz
 Sculptor of Abstract Metal Floral Design Containers for NGC for over 23 years
 Large and Small Boxes

- 3-7 Large Sculptures
- 8-15 Minis
- Magnet Tubes

Our sculptures make great design examples at symposiums, conventions, design schools, judges' councils and Flower Show Schools.

Our Guarantee

- We pay all shipping
- We ship directly to your event
- All items labeled with prices
- Keep items until they are sold

YOU RECEIVE 15% OF ALL SALES
CALL 414.243.1290
www.bentandtwistedstudios.com
 The Floral Designers Website

Henrico, Va.
Nov. 14-15
 Brenda McManaway,
 brendamc@shentel.net,
 540-580-3838

Berea, Ky.
June 10-11, 2019
 Mary Turner,
 maryturner@tetrotech.com,
 849-261-0799

Please visit NGC Schools Registrations at
www.gardenclub.org

FREE RESOURCES FOR YOUR GARDEN CLUB

Fundraising opportunities
Raffle prizes
Event promotion
Garden tour giveaways

CONTACT DAYNA TO GET STARTED
DAYNA@GARDENDESIGN.COM
(855) 624-5110

GARDEN DESIGN MAGAZINE

Photo by Ngoc Minh Ngo

THE *Happy* GARDENER'S *Guide*

- FOR THE LOVE OF A FRESH TOMATO -

If life hands you a fresh tomato, by all means eat it! But, if you pine for the fresh taste of a tomato and life has not handed you one, my advice is to plant one! It could change your life.

My life was wonderfully changed when I stuck a tomato plant in the corner of my yard. I was not a gardener then, so I had no compunction about digging a small hole, adding no amendments and plopping the tomato plant (minus the nursery pot) into that sandy, neglected corner of the yard. Never mind that the sun only partially made an appearance in that spot.

How or why that plant managed to produce a handful of fruit, I'll never know. But I did know that in my new

neighborhood it was common to take one's produce to the county fair in late July. I followed that tradition, and when I registered my three small tomatoes, I was checked in by a friendly and discerning local garden club member. She noticed that I was from her ZIP code and invited me to the next garden club meeting. I thought to myself, "Why not, maybe I could learn something that would help me grow lots of tomatoes?"

“Attending the next garden club meeting turned out to be one of the best decisions I ever made.”

Attending the next garden club meeting turned out to be one of the best decisions I ever made. I was warmly welcomed, along with my questions about growing tomatoes. I found new friends, lots of gardening answers and encouragement to try various gardening adventures. And yes, my tomato patch was moved to full sun, got fertilized, multiplied and I made tomato sauce from my bounty of fresh tomatoes.

My success with growing tomatoes led to other pursuits, and now my garden

...Continued on page 41



ONLY \$6.99 /MONTH

Hortus tv
Television for Gardeners

NO ADS, NO COMMITMENT

STREAM GARDEN SHOWS YOU LOVE

FREE TRIAL AT HORTUSTV.COM

SPECIAL OFFER TO ALL MEMBERS OF NATIONAL GARDEN CLUBS, INC.

25% DISCOUNT ON ALL SUBSCRIPTIONS TO HORTUSTV. ENJOY A FREE TRIAL, THEN SUBSCRIBE USING PROMO CODE: **NGC18**

GARDEN CLUB PROJECT cups of cheer

When Mason County Garden Club in Ludington, Mich., member of Michigan Garden Clubs Inc., sponsored a workshop on flower arranging, I was hooked. To improve on my new-found skills, I began looking for every opportunity to make floral arrangements.

Having worked a few years in a county medical facility, I was acutely aware that some residents had few visitors, which created feelings of despair and loneliness. It occurred to me that I could use my new interest in flower arranging to brighten the day

of these patients. At Christmas 2013, I made 22 floral arrangements, planted them neatly in coffee cups purchased from thrift stores and yard sales, and delivered them to one of the area nursing homes.

At our first garden club meeting in 2014, I shared my project idea with other members, and many were enthusiastic to help. Ludington Senior Center generously offered to provide the space needed once each month for our group to work



on "Cups of Cheer" projects. To keep costs manageable, we continued to scour thrift stores and yard sales for cups and mugs.

When our floral creations are delivered to area nursing homes, they are earmarked by the facility's nursing

staff for residents in need of a boost in spirit. We've had much positive feedback about the joy each recipient feels from these miniature arrangements. We have become such a regular fixture, we are affectionately known as "the flower ladies" by facility residents.

When news of our "Cups of Cheer" project spread, there was an outpouring of public support. Donations of cups and mugs poured in. We secured an ongoing donation of floral foam from a company based in Ludington—the world's largest fabricator and supplier of foam products for the craft, floral display and special event industries. For the floral component of "Cups of Cheer," our club purchases approximately \$20 worth of flowers each month and supplies its

own greens and dried plant material to use as fillers. In the flowering season, we supplement the arrangements with flowers from our own gardens.

Approximately 10 to 12 garden club members meet each month to create "Cups of Cheer." Our meeting is informal and new members are encouraged to attend, which introduces them to floral design and instills the confidence to exhibit their designs at local flower shows. Our garden club's goal is to create 36 "Cups of Cheer" floral arrangements per month and deliver 12 each to three major nursing homes in our area. When there is a surplus, it is delivered to a fourth area nursing home. We also create floral arrangements for



display at Ludington Senior Center for visitors to enjoy.

I am excited that the "Cups of Cheer" project has grown significantly from my fledgling efforts in late 2013. Our garden club has made more than 1,600 "Cups of Cheer" floral arrangements! We plan to continue in our efforts that have such a lasting impact on our "Cups of Cheer" recipients—and on our garden club members. ■

Sharon Morman

*Mason County Garden Club
sbmorman14@gmail.com*

 **Photos courtesy of Mason County Garden Club**



...Continued from page 38

is almost larger than I can manage, with annuals, perennials, fruiting bushes and a flowering tree. I love the classics: irises, roses, peonies, lilies, tulips and daffodils. But, there's also room for wildflowers, herbs, vegetables and new things under the sun that I find every spring at garden centers or in those finely illustrated garden catalogs. Then too, there's the discovered joy of starting seeds indoors to expand the universe of planting adventures!

Since my garden club is a member of the Federated Gardens of Nebraska, as well as the Rocky Mountain Region Garden Clubs and National Garden Clubs Inc., I have benefited greatly

from attending the gardening schools, seminars and lectures they offer.

As the seasons passed, I also had opportunities to serve as a regional chairman, president of my local club, as well as at the state level. All of these experiences have enriched my life in so many directions.

And, to think it all started with a love of fresh tomatoes and a friendly garden club member, Rosa, reaching out to invite a novice into the fold. So, be encouraged to invite someone to your next garden club meeting—it might just very well change his or her life!

Charlotte A. Swanson

*Consultant, Gardening Schools
swannson@daltontel.net*

Landscape

DESIGN

SUMMER ANNUAL COLOR CARE

BY TOM WARREN, PH.D.

Whether you are a new gardener or an experienced veteran, starting a summer annual color project can be equal parts exhilarating and daunting. The key to being successful is to have a small amount of base knowledge about the needs of these plants and the ability to ask questions ahead of potential issues.

Annual color has the ability to bring out the best in any landscape. After a long winter, with limited color available for the landscape, each spring provides an endless bounty of plant colors, growth habits and textures to enhance any outdoor setting. From full sun to full shade, there is a plethora of plant choices. These enhancements include framing front entrances, bringing interest to a secluded border, providing refuge to wildlife or adding color to containers used in sitting areas.

Getting the most out of your summer annuals can be tricky at times. Improper soil media, water and sun requirements, a lack of nutrition or insects and pathogens can bring havoc to any well-planned annual color bed. Other concerns may

include:

- What plants go well together in terms of nutrition and sun requirements?
- Will the annuals I plant together complement each other?
- Will one species grow so large that the others are not visible?

For many of us, the entire point of gardening is to create a beautiful setting. From vibrant reds that can excite to cool blues that can soothe, annuals can play a vital role in the elegance of any landscape.

Incorporating the correct growing

“Incorporating the correct growing media is imperative to the successful growing of annuals.”

media is imperative to the successful growing of annuals. Typically, annuals can survive in native soils, but will not thrive in native soils. Growing media will give annuals the correct balance of

◀ A mixed annual border gives delineation between a turf area and wall at a private residence in Birmingham, Ala.

water retention, nutrient uptake and root air movement. The ideal growing media consists of a uniform mix of peat moss, sand, vermiculite and aged amended pine bark. A quality mixture will consist of one part peat moss, one part sand, one part vermiculite and two parts amended pine bark by volume mixed thoroughly. Soilless media can be made at home or purchased by the bag at a local garden center. When constructing an annual color bed, the bed should be built up with 6-to-8 inches of media.

After incorporating the correct growing media, there are a few parameters that must be met to have season-long success with your annual color. The first and most important is water. Most summer annuals require 1-to-2 inches of water per week. Too little water and we begin to see wilting or death. Too much water can lead to unwanted diseases such as Pythium root rot. A good rule of thumb is to check the soil moisture level the annuals are planted in. If the soil is dry one inch below the surface, it is probably time to water. If it has been 24 hours since the last watering and the soil is saturated one inch below the surface,


the plants are probably receiving too much water. If the plants are under automatic irrigation, the plants typically should receive a quarter-to-a half inch of water every other day. If the plants are in direct sun and exposed to hot temperatures, watering frequency may need to be increased to every day.

The second requirement is nutrition.

To grow full, mature plants with lots of flowers, we must provide the correct nutrients, in the right amount, at the right time. When planting summer annuals after the threat of frost, it is recommended to incorporate a slow-release fertilizer into the media. I typically recommend Harrell's 17-5-11 slow release with micronutrient. This initial fertilization provides four-to-six months of nutrients to the plant. This fertilizer will put out at a rate of 15-to-20 pounds per 1,000 square feet. About two weeks after planting, apply a liquid drench of fulvic acid and 9-3-6 liquid fertilizer. For fulvic acid, I recommend Harrell's Bio-Max Root Enhancer

Plus at a dilution rate of 200 ounces of product/100 gallons of water. For the liquid fertilizer, I recommend a dilution rate of 64 ounces of product/100 gallons of water. Sometime during early summer, around the first of June, I recommend introducing micronutrient fertilization. I

▲ A mixed annual color bed of purple salvia and dusty miller at a private residence in Gadsden, Ala.



▲ A mixed annual bed of sun coleus, dragon wing begonia, caladium and sweet potato vine at a private residence in Albertville, Ala.

The Bigleaf Magnolia that in this photo is a specimen that can reach up to 60 inches long and 6 inches wide.



◀ Mixed containers of annual color at a private residence in Rome, Ga.

recommend Harrell's Minors at a rate of 3 quarts of product/100 gallons of water. The micronutrients will help ensure plant vigor and health throughout the growing season.

The third requirement is insect and fungus control. In most cases, this parameter tends to be the less labor-intensive element for growing quality annuals. Organic controls such as diatomaceous earth and neem oil can provide protections against insects as well. Another organic insect control is the use of predatory insects, also known as beneficial insects. For example, the introduction of ladybugs can help reduce aphid populations. Many predatory insects can be purchased and introduced to the landscape.

The fourth requirement is the amount of sun a plant needs to thrive. We can divide sun requirements into three categories: full shade, part sun and full sun. Full

▶ A mixed annual color bed of black knight elephant ears, red coleus and dragon wing begonia at a private residence in Birmingham, Ala.



shade can be defined as four hours or less of direct sunlight every day. Part sun can be defined as four-to-eight hours of direct sun per day. Full sun can be defined as eight hours or more of direct sun per day. All annuals will fall into one of these three categories. Placing full-shade plants in a full-sun area will result in your annuals having a "burned" look. Likewise, placing full-sun

“Placing full-shade plants in a full-sun area will result in your annuals having a “burned” look.”

plants in a full-shade area will result in "leggy-looking" plants. Both actions may result in the death of the plants. Most growers of annuals provide an informational tag with the purchase of the plant material. These tags offer sun requirements for the given species, as well as other general care information. Before planting in an area, carefully

observe the amount of time the area receives direct sunlight. This will be critical to ensure the plants you select will be able to survive. Plants that do well in full sun include petunia, ageratum, salvia, zinnia, marigold and geranium. Plants that do well in part sun include ageratum, lobelia, salvia, begonia, coleus and impatiens. Plants that do well in full shade include coleus, begonia, fuchsia, impatiens and bacopa. It is important to note that some plant species can survive in multiple sun requirements. For example, begonias can do



well in part sun (four-to-eight hours of sun per day) and in full shade (four hours or less of sun per day).

A final issue to consider is what plants go well together in terms of color. Traditionally, I prefer to use complimentary colors. Complimentary colors are those colors

that are across from each other on the color wheel. For example, one of my favorite color combinations to use is yellow and purple. Other color combinations that work well together are orange and blue, red and light green. White goes with any color. If I ever find myself having a difficult time matching up complimentary colors, I know that I can use white as a substitute and pull off the look that I am going for. One of my favorite combinations of annuals to use in a part-sun environment is dragon wing begonias,

A quick reference chart to assist in the correct monitoring and application of nutrients.

DATE	PRODUCT TO APPLY	RATE
April (or after last frost)	Material to be planted	Space according to grower recommendation
	Slow release fertilizer with micronutrients	20 pounds/1000 square feet or manufacturers recommendation
May	Fulvic Acid	200 ounces/100 gallons or manufacturers recommendation
	Liquid fertilizer	9-3-6 64 ounces/100 gallons or manufacturers recommendation
June	Micronutrient package	3 quarts/100 gallons or manufacturers recommendation
July	Liquid fertilizer	Apply only if needed. If growth is satisfactory, then do nothing.
August	Liquid fertilizer	Apply only if needed. If growth is satisfactory, then do nothing.
September-November		Remove annual color after first frost.

coleus, white caladiums and black magic elephant ears. This creates a striking contrast and also provides a myriad of heights and textures. One of my favorite full-sun plantings is purple wave petunias in combination with yellow lantana, marigolds or coreopsis. Purple and yellow play well off each other, and the different heights and textures of the different cultivars provide lots of options when selecting plant material. Another striking full-sun application is the use of purple fountain grass with lime-green sun coleus. This combination offers complimentary colors and provides

dramatic changes in terms of texture. If you implement any of the above in your garden, it will be the envy of any neighborhood! ■

Tom Warren, Ph.D., is a biology and horticulture instructor at Snead State Community College, Boaz, Ala. He is a landscape consultant and founder of Choice Landscapes in Birmingham, Ala. Thomas.Warren@snead.edu

Photos by Josh Phillips



...Continued from page 28

According to the Center for Biological Diversity, monarchs have declined by more than 80 percent over the past two decades. Nearly a billion monarch butterflies have vanished since 1990, according to data released by the U.S. Fish and Wildlife Service in early 2015. ■

Jennifer Condo

*Garden Club of DeLand, Florida
Federation of Garden Clubs Inc.
jattq3@yahoo.com*



Plants are standing by for planting in the refurbished garden. Photo by Sharon Causey.

A rededication for the newly named Sensory Butterfly Garden was held on May 5. Photos by Jennifer Condo.



Garden project volunteers Jim West (far right), who designed plans for the butterfly garden area, and John Hatfield, were instrumental in helping the project come to fruition. More than 1,000 butterfly-friendly plants were planted in the garden, including butterfly host and larval plants, such as milkweed, passion vine, cassia, Dutchman's pipe, parsley, dill, fennel and penta. An abundance of nectar plants also were added that include lantana, buddleia, porterweed, salvia, firebush, daylily, vinca, Mexican sunflower, impatiens and more. Photos by Sara Kearney and Sharon Causey.

For more information, visit <http://monarchcityusa.com/>



A FUNDRAISING IDEA For Garden Clubs

Sell a case of Atlas Garden Gloves to your local garden club and easily make over \$400.00!

- Mix and match assorted colors and sizes.
- Retail price is \$5.99 or more per pair.
- Your cost is \$2.98 per pair.
- 144 pairs are in a case for a total of \$429.00.
- Free shipping.



For details or order form:
Email info@palmflex.com
Phone 800-856-4817
Visit www.palmflex.com

PalmFlex
Gloves and Safety Solutions

Atlas is a registered trademark of Showa Glove Co.

FROM THE NGC Member Services DEPARTMENT



2019
Vision of Beauty

The 2019 Vision of Beauty Calendar

primarily is a showcase for the floral designs of members of National Garden Clubs Inc. and offers inspiration to all designers!

\$6.75



KEYCHAIN/
BADGE HOLDER



SCARVES

ORDER TODAY!

Member Services
National Garden Clubs Inc.
4401 Magnolia Ave.
St. Louis, MO 63110-3492

Shop online: www.gardenclub.org

Call: 1-800-550-6007

E-mail: headquarters@gardenclub.org

Fax: 314-776-5108